



US00D477098S

(12) **United States Design Patent**
Moriai et al.

(10) **Patent No.:** **US D477,098 S**

(45) **Date of Patent:** **** Jul. 8, 2003**

(54) **REAR COMBINATION LAMP FOR AN
AUTOMOBILE**

(75) Inventors: **Takeo Moriai**, Aichi-ken (JP); **Takashi Hagino**, Aichi-ken (JP)

(73) Assignee: **Toyota Jidosha Kabushiki Kaisha** (JP)

(**) Term: **14 Years**

(21) Appl. No.: **29/167,296**

(22) Filed: **Sep. 11, 2002**

(30) **Foreign Application Priority Data**

Apr. 9, 2002 (JP) 2002-009540

(51) **LOC (7) Cl.** **26-04**

(52) **U.S. Cl.** **D26/28**

(58) **Field of Search** D26/28-36; 362/61,
362/80, 81, 82, 83, 82.3, 83.4, 267, 269,
275

(56) **References Cited**

U.S. PATENT DOCUMENTS

- D463,049 S * 9/2002 Yang D26/28
- D467,369 S * 12/2002 Horowitz D26/28
- D468,462 S * 1/2003 Horowitz D26/28

OTHER PUBLICATIONS

- 2000 HARRIER, Brochure of HARRIER, Nov. 2000.
- 2001 LANCER EVOLUTION VII, Motor Fan Separate volume, Mar. 17, 2001, p. 45.
- 2001 Honda S2000, Car and Driver, Feb. 26, 2001, p. 41.

* cited by examiner

Primary Examiner—Marcus A. Jackson

(74) *Attorney, Agent, or Firm*—SAIDMAN DesignLaw Group

(57) **CLAIM**

The ornamental design for a rear combination lamp for an automobile, as shown and described.

DESCRIPTION

FIG. 1 is a perspective view of a rear combination lamp for an automobile showing our new design;
FIG. 2 is a front view thereof;
FIG. 3 is a rear view thereof;
FIG. 4 is a top view thereof;
FIG. 5 is a bottom view thereof;
FIG. 6 is a left side view thereof; and,
FIG. 7 is a right side view thereof.

1 Claim, 4 Drawing Sheets






FIG. 1



FIG. 2




FIG. 3




FIG. 4




FIG. 5




FIG. 6



FIG. 7