



US00D477092S

(12) **United States Design Patent**  
**Crawley et al.**

(10) **Patent No.:** **US D477,092 S**  
(45) **Date of Patent:** **\*\* Jul. 8, 2003**

(54) **TILE MOSAIC**

(76) Inventors: **Myles Crawley**, P.O. Box 200217,  
Denver, CO (US) 80220-0217; **Dänica**  
**L. Lisle-Crawley**, P.O. Box 200217,  
Denver, CO (US) 80220-0217

(\*\*) Term: **14 Years**

(21) Appl. No.: **29/157,637**

(22) Filed: **Mar. 21, 2002**

(51) **LOC (7) Cl.** ..... **25-01**

(52) **U.S. Cl.** ..... **D25/160**

(58) **Field of Search** ..... D25/138, 163,  
D25/157, 159, 160, 161, 162; 52/311.1,  
314, 316

(56) **References Cited**

**U.S. PATENT DOCUMENTS**

D115,622 S \* 7/1939 Jewett ..... D25/160

\* cited by examiner

*Primary Examiner*—Doris Clark

(74) *Attorney, Agent, or Firm*—Dorsey & Whitney LLP


(57) **CLAIM**


We claim the ornamental design for tile mosaic, as shown and described.

**DESCRIPTION**

FIG. 1 is a front elevation of a first embodiment of the tile mosaic according to the present invention;  
FIG. 2 is a right side view of the first embodiment depicted in FIG. 1, the left side view being a mirror image thereof;  
FIG. 3 is a bottom view of the first embodiment depicted in FIG. 1, the top view being a mirror image thereof;  
FIG. 4 is a front elevation of the second embodiment of the tile mosaic according to the present invention;  
FIG. 5 is a right side view of the second embodiment depicted in FIG. 4, the left side view being a mirror image thereof;  
FIG. 6 is a bottom view of the second embodiment depicted in FIG. 4, the top view being a mirror image thereof;  
FIG. 7 is a front elevation of the third embodiment of the tile mosaic according to the present invention;  
FIG. 8 is a right side view of the third embodiment depicted in FIG. 7, the left side view being a mirror image thereof; and,  
FIG. 9 is a bottom view of the third embodiment depicted in FIG. 7, the top view being a mirror image thereof.

**1 Claim, 3 Drawing Sheets**






*Fig. 1*



*Fig. 2*



*Fig. 3*



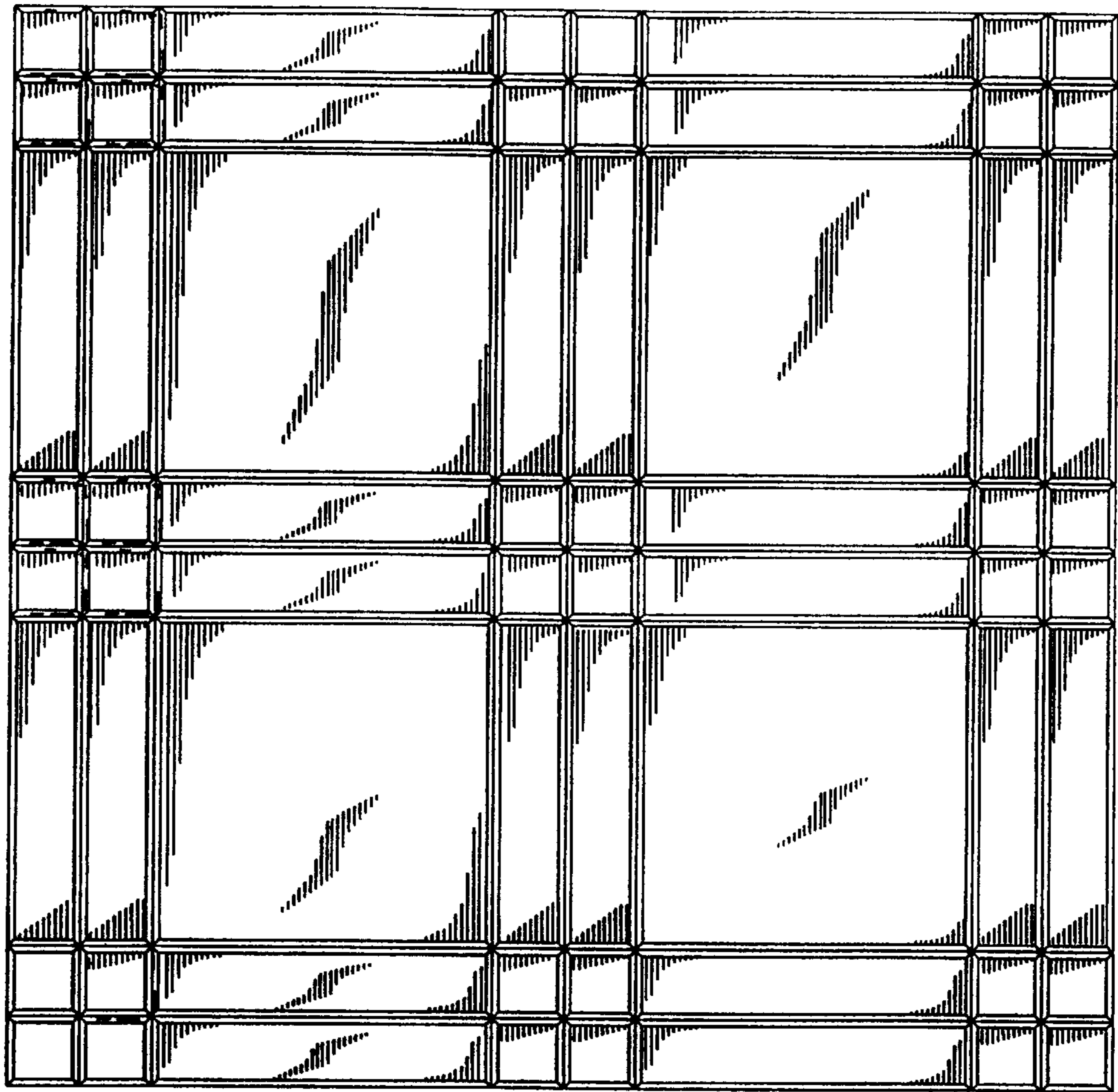
*Fig. 4*



*Fig. 5*



*Fig. 6*



*Fig. 7*



*Fig. 8*



*Fig. 9*