



US00D477080S

(12) **United States Design Patent**
Takahashi

(10) **Patent No.:** **US D477,080 S**

(45) **Date of Patent:** **** Jul. 8, 2003**

(54) **RADIATION CASSETTE FOR MEDICAL USE**

(75) **Inventor:** **Noriaki Takahashi, Tokyo (JP)**

(73) **Assignee:** **Konica Corporation, Tokyo (JP)**

(**) **Term:** **14 Years**

(21) **Appl. No.:** **29/166,886**

(22) **Filed:** **Sep. 5, 2002**

(30) **Foreign Application Priority Data**

Mar. 11, 2002 (JP) 2002-006263

(51) **LOC (7) Cl.** **24-01**

(52) **U.S. Cl.** **D24/161**

(58) **Field of Search** D24/158, 161;
378/182, 185, 187, 188, 165, 167, 170,
177, 178

(56) **References Cited**

U.S. PATENT DOCUMENTS

- 4,870,285 A * 9/1989 Ohgoda 250/484.4
- 5,078,271 A * 1/1992 Bauer 378/187
- 5,448,615 A * 9/1995 Robertson 378/182
- 5,684,853 A * 11/1997 Fick et al. 378/167

- D397,795 S * 9/1998 Roddy D24/161
- 5,912,944 A * 6/1999 Budinski et al. 378/182
- 6,191,426 B1 * 2/2001 Hayakawa et al. 250/484.4

* cited by examiner

Primary Examiner—Stella Reid

(74) *Attorney, Agent, or Firm*—Frishauf, Holtz, Goodman & Chick, P.C.

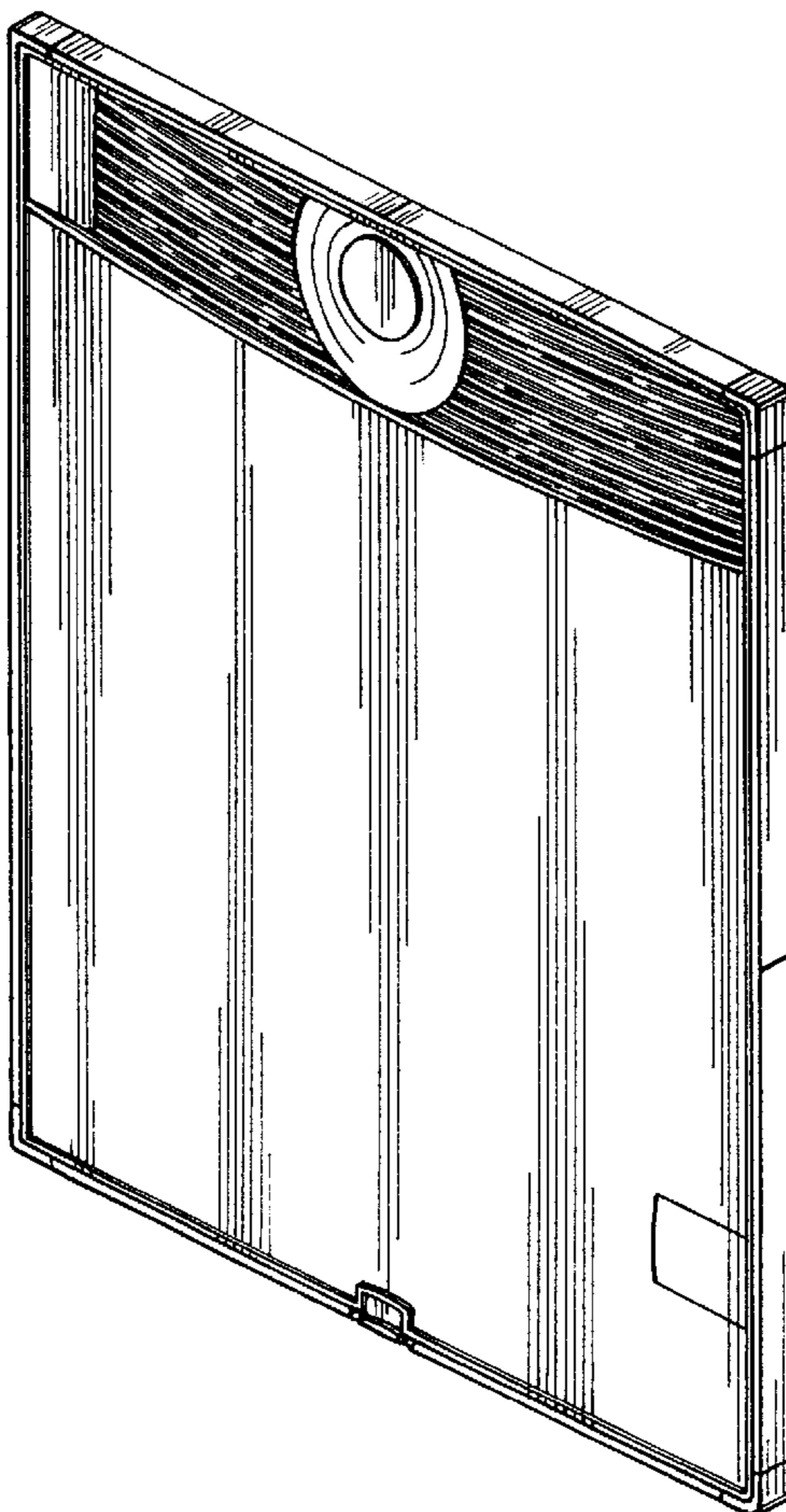
(57) **CLAIM**

The ornamental design for a radiation cassette for medical use, as shown and described.

DESCRIPTION

FIG. 1 is a front view of a radiation cassette for medical use showing my new design;
 FIG. 2 is a rear view thereof;
 FIG. 3 is a top plan view thereof;
 FIG. 4 is a bottom plan view thereof;
 FIG. 5 is a left side view thereof, the right side view being a mirror image;
 FIG. 6 is a front, top, right-side perspective view thereof; and,
 FIG. 7 is a rear, top, right-side perspective view thereof.

1 Claim, 3 Drawing Sheets



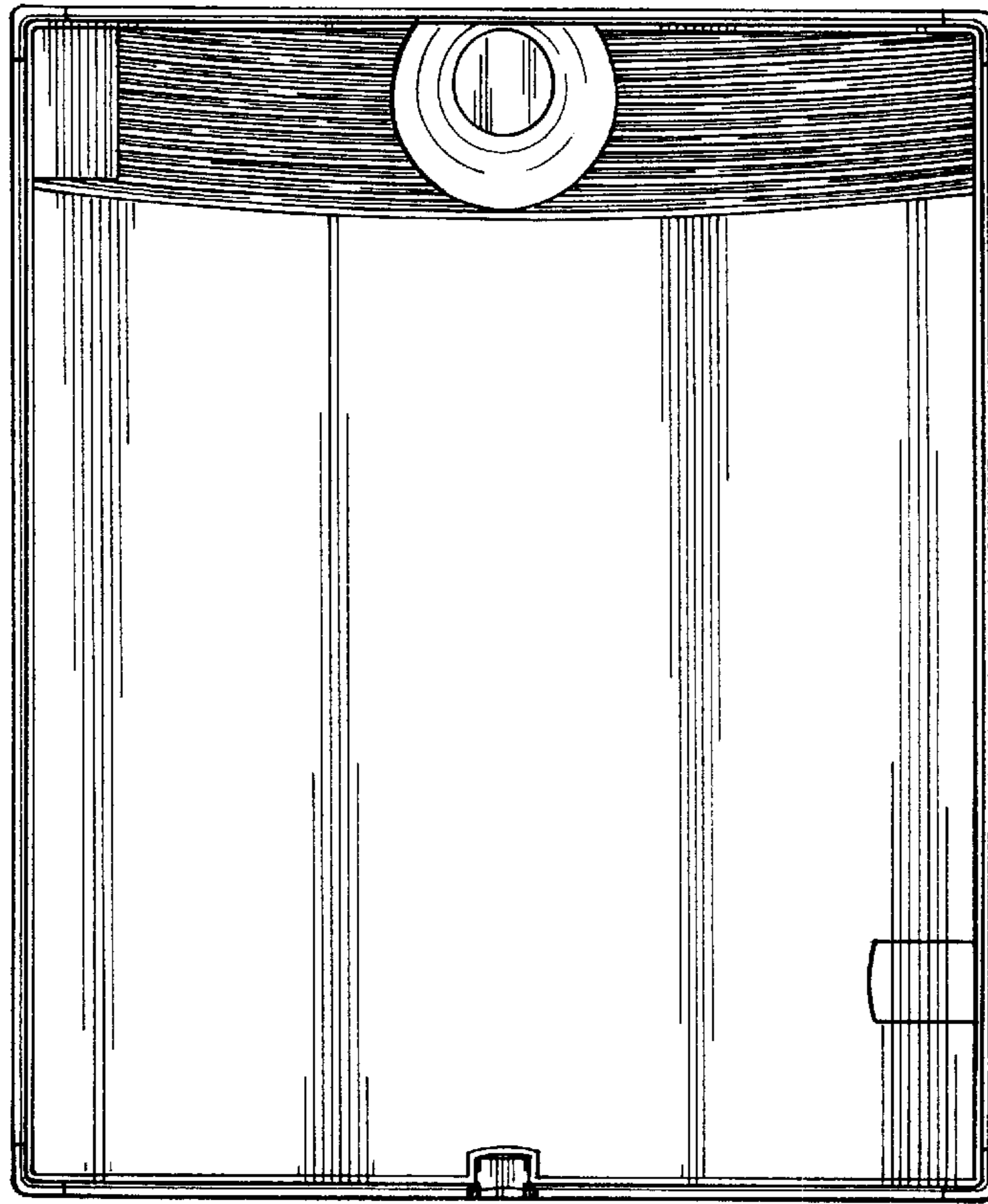


Fig. 1




Fig. 2



Fig. 3



Fig. 4



Fig. 5

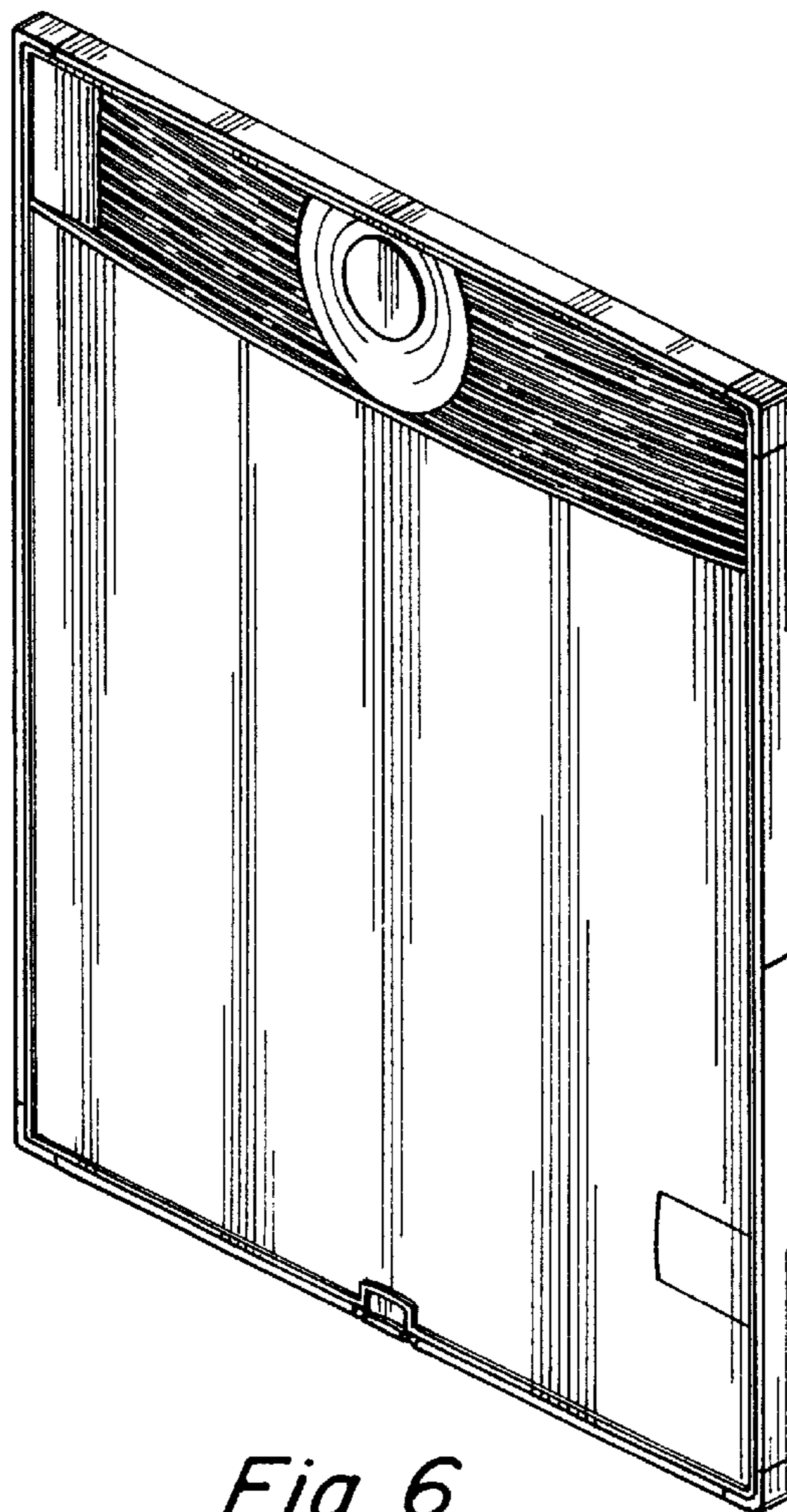


Fig. 6

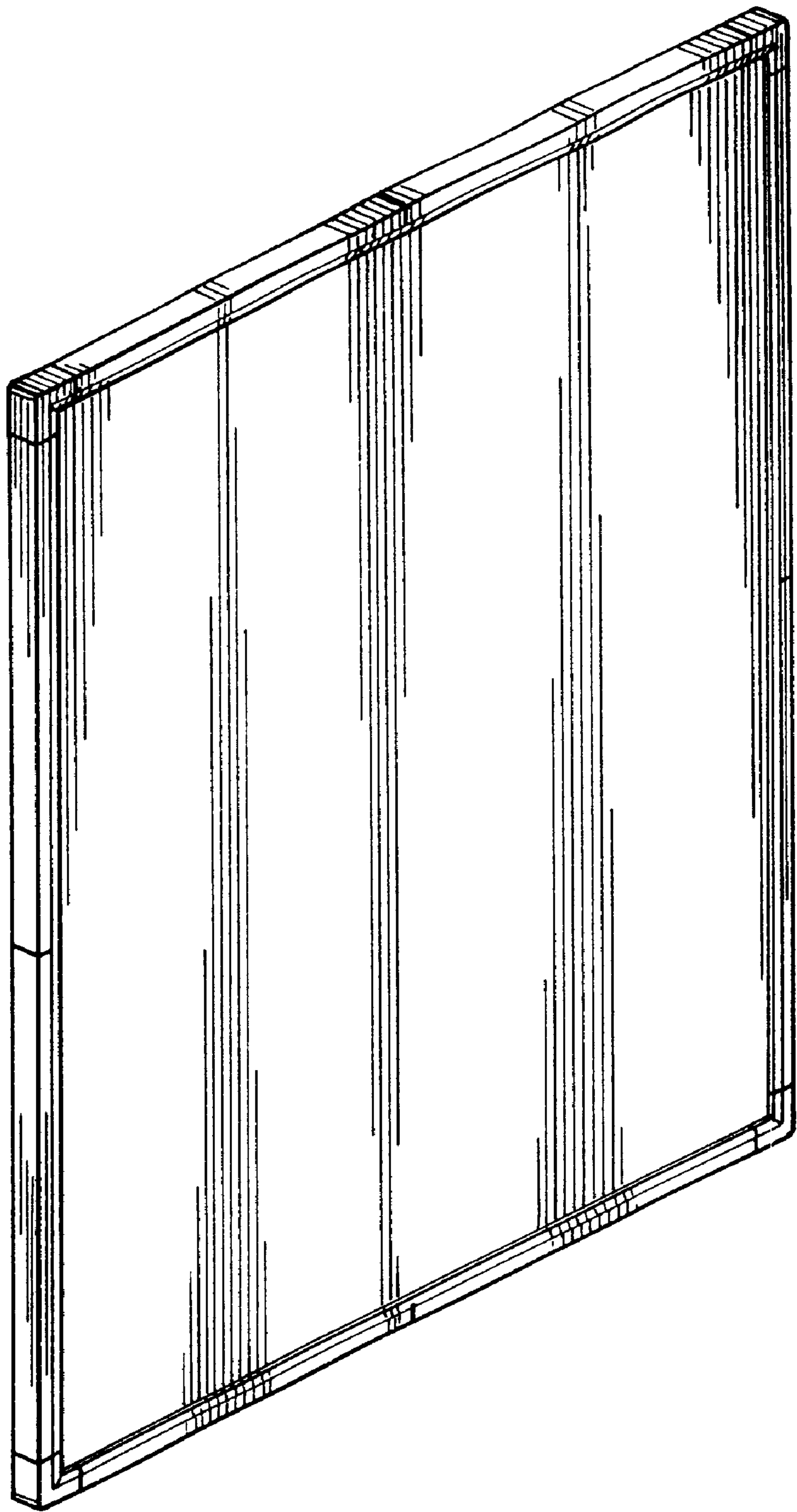


Fig. 7