



US00D477059S

(12) **United States Design Patent**
Schönherr et al.

(10) **Patent No.:** **US D477,059 S**

(45) **Date of Patent:** **** Jul. 8, 2003**

(54) **SANITARY FAUCET WALL OUTLET**

(75) Inventors: **Tom Schönherr**, Stuttgart (DE);
Andreas Haug, Stuttgart (DE); **Sven Feustel**, Stuttgart (DE)

(73) Assignee: **Hansgrohe AG**, Schiltach (DE)

(**) Term: **14 Years**

(21) Appl. No.: **29/168,484**

(22) Filed: **Oct. 3, 2002**

(30) **Foreign Application Priority Data**

Apr. 4, 2002 (DE) 4 02 02 955

(51) **LOC (7) Cl.** **23-01**

(52) **U.S. Cl.** **D23/255**

(58) **Field of Search** D23/238-243,
D23/250-257; 4/675-678; 137/801

(56) **References Cited**

U.S. PATENT DOCUMENTS

- D266,452 S * 10/1982 Fleischmann et al. D23/255
- D365,143 S * 12/1995 Fabian D23/255
- D442,266 S * 5/2001 Marinov et al. D23/255
- D463,014 S * 9/2002 Lord D23/257

OTHER PUBLICATIONS

RubINETTERIE Cristina S.p.A., brochure, two pages, Jan., 2001.

Newform RubINETTERIE, catalog, two pages, Mar., 2002.

Nicolazzi S.p.A., catalog, two pages, Sep., 1999.

RubINETTERIE Bandini, catalog, two pages, Mar., 2002.

* cited by examiner

Primary Examiner—Louis S. Zarfes

Assistant Examiner—Gregory Andoll

(74) *Attorney, Agent, or Firm*—Duane Morris, LLP

(57) **CLAIM**

The ornamental design for a sanitary faucet wall outlet, as shown and described.

DESCRIPTION

FIG. 1: is a side perspective view of the sanitary faucet wall outlet showing our new design;

FIG. 2: is a rear elevation view thereof;

FIG. 3: is a front elevation view thereof;

FIG. 4: is a top plan view thereof;

FIG. 5: is a side elevation view thereof, the opposite side being a mirror image; and,

FIG. 6: is a bottom plan view thereof.

1 Claim, 2 Drawing Sheets




FIG.1

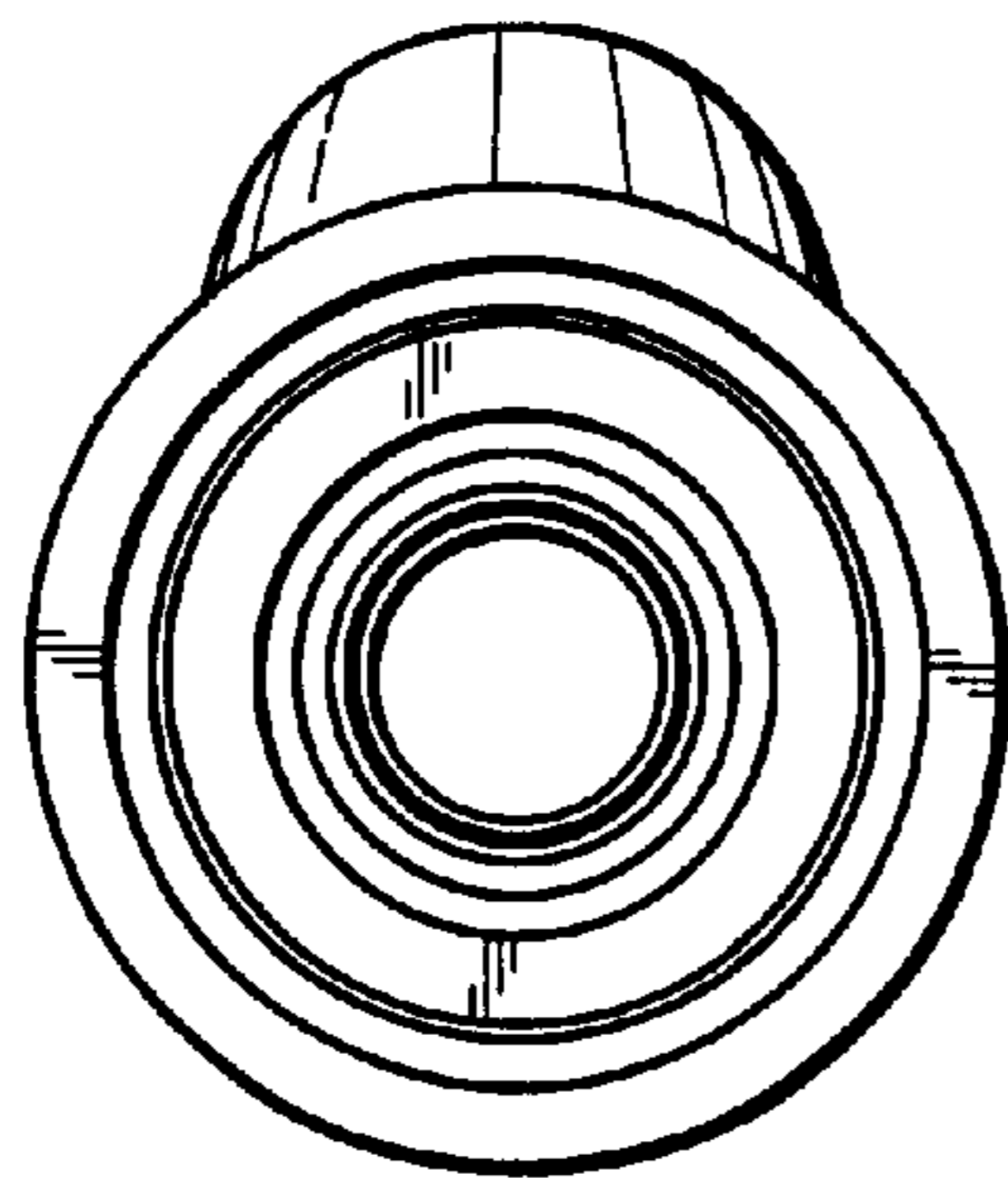
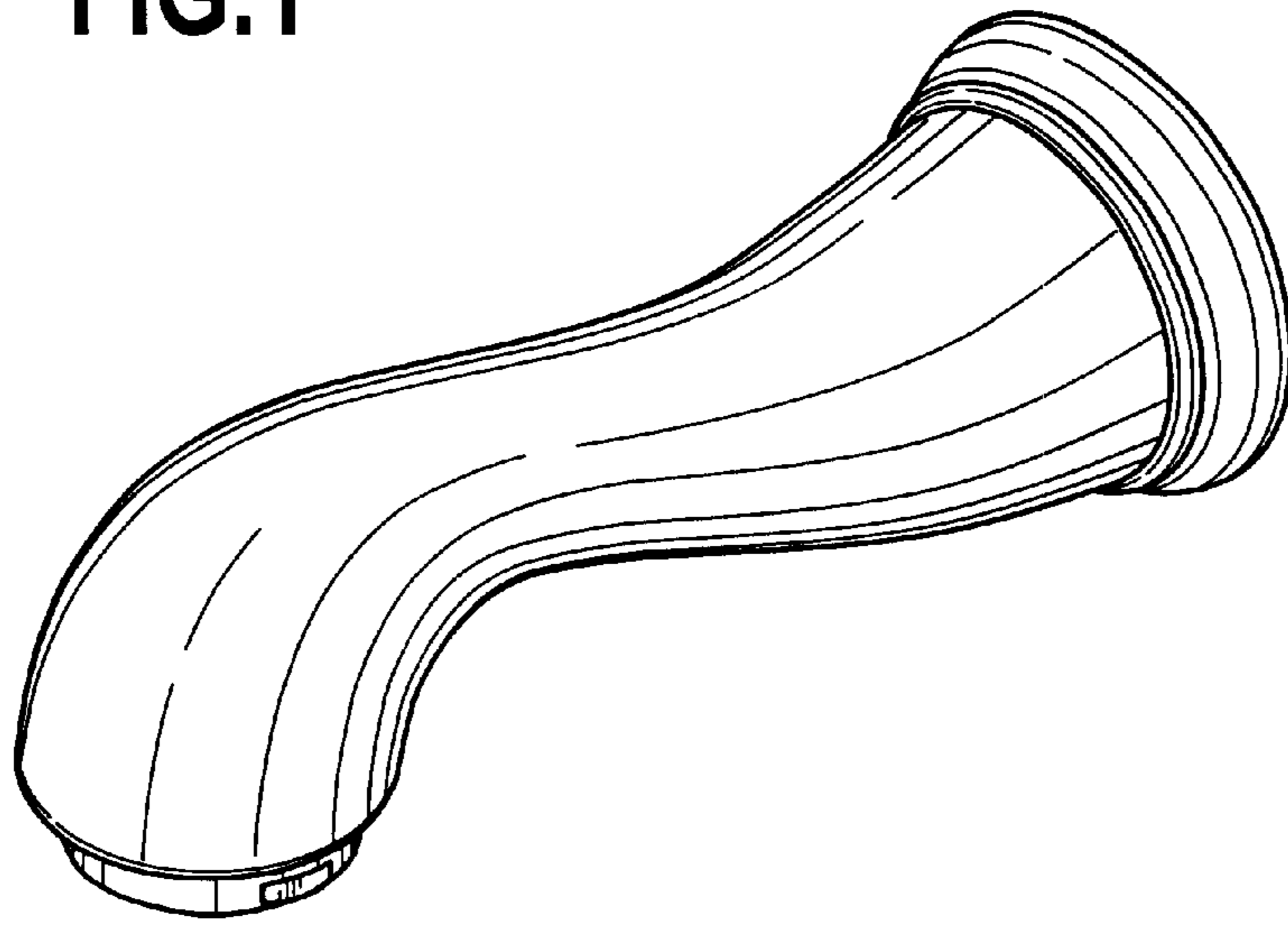


FIG.2

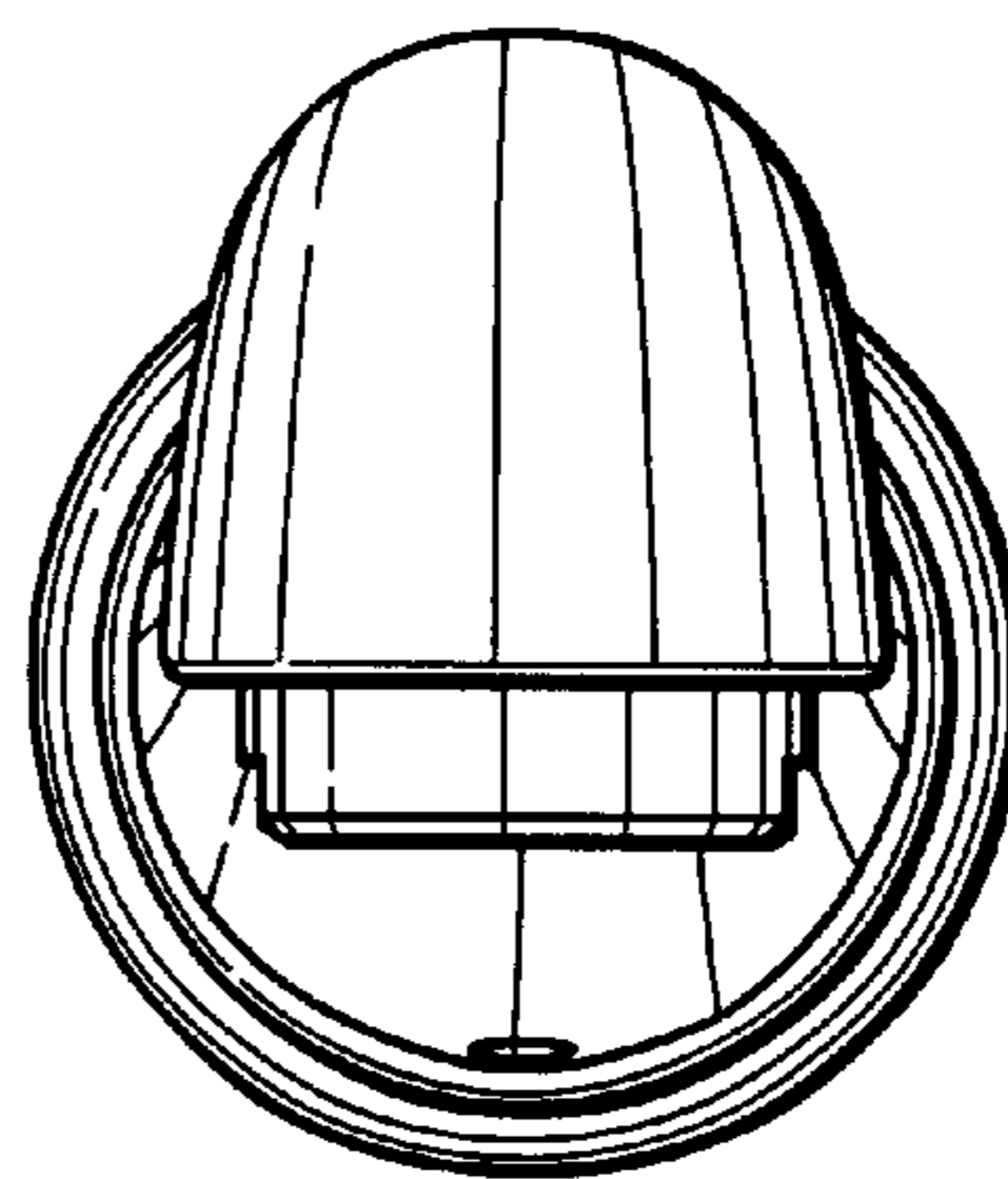


FIG.3

FIG.4

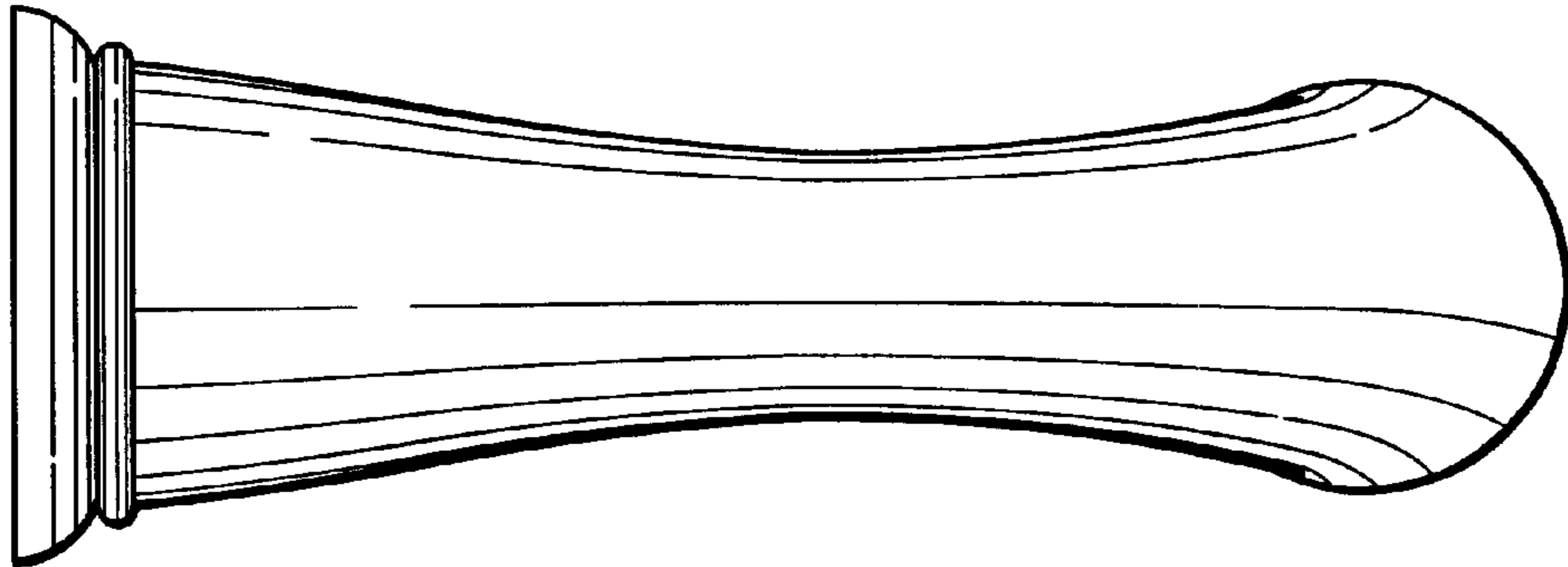


FIG.5

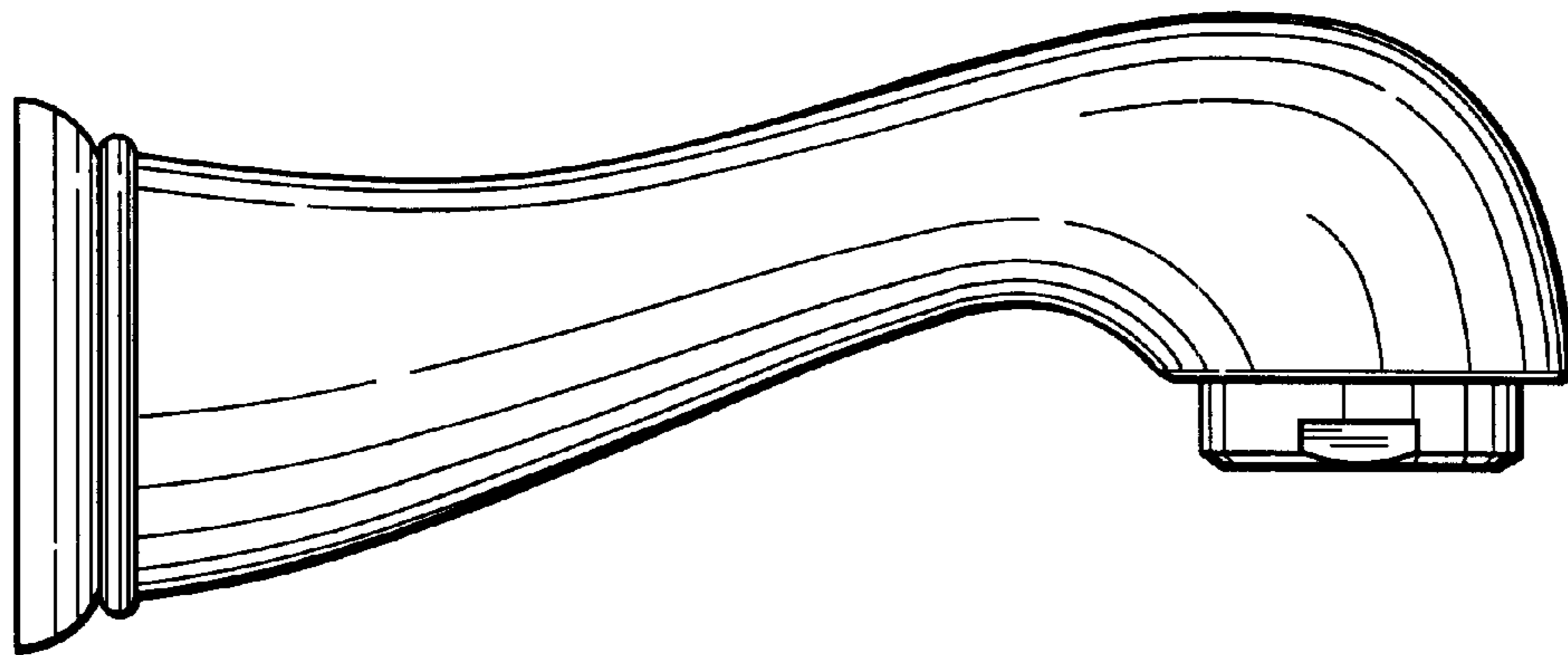


FIG.6

