



US00D477033S

(12) **United States Design Patent**
Gaines et al.

(10) **Patent No.:** **US D477,033 S**

(45) **Date of Patent:** **** Jul. 8, 2003**

(54) **ADDRESS DISPLAY**

(76) Inventors: **Theodore Edward Gaines**, Gaines Manufacturing Inc., 12200 Kirkham Rd., Poway, CA (US) 92064; **Donald Bruce Gaines**, Gaines Manufacturing, Inc., 12200 Kirkham Rd., Poway, CA (US) 92064

(**) Term: **14 Years**

(21) Appl. No.: **29/150,826**

(22) Filed: **Nov. 29, 2001**

(51) **LOC (7) Cl.** **20-03**

(52) **U.S. Cl.** **D20/17**

(58) **Field of Search** D20/10, 11, 12, D20/17, 39, 41, 42, 99; D10/109, 111, 121; D18/24, 29; 40/1, 489, 545, 549, 551, 553, 568, 541-3, 584, 612, 618, 124.1, 124.5, 596

(56) **References Cited**

U.S. PATENT DOCUMENTS

D45,297 S	*	2/1914	Hammond	D20/39
D45,299 S	*	2/1914	Hammond	D20/39
D52,008 S	*	5/1918	Erickson	D20/39
D57,484 S	*	4/1921	Telling	D20/39
D57,485 S	*	4/1921	Telling	D20/39
1,465,950 A	*	8/1923	Schiller	362/494
D65,103 S	*	7/1924	Cusack	D20/39
D74,660 S	*	3/1928	Browne et al.	D20/39
D83,125 S	*	1/1931	Peterson	D10/109
D158,278 S	*	4/1950	Hammer	D20/17
D162,354 S	*	3/1951	Smith	D20/17
D199,725 S	*	12/1964	Sutton	D20/17
3,256,625 A	*	6/1966	Nelson	40/1
D432,173 S	*	10/2000	Baker	D20/17
D461,847 S	*	8/2002	Phelps et al.	D20/17

OTHER PUBLICATIONS

FRONTGATE, Frontgate retail catalog, prior to Nov. 1, 2001, p. 72, Cornerstone Brands, Inc., U.S.A.

FRONTGATE.COM, internet website, prior to Nov. 1, 2001 (current printout provided as representative of pre-Nov. 1, 2001 content), Cornerstone Brands, Inc., U.S.A. and world-wide, 3 pages.

WHITEHALL PRODUCTS.COM, internet website, prior to Nov. 1, 2001 (current printout provided as representative of pre-Nov. 1, 2001 content), Whitehall Products, U.S.A. and world-wide, 3 pages.

WHITEHALL PRODUCTS, product brochure, prior to Feb. 9, 2001, Whitehall Products, U.S.A.

WHITEHALL PRODUCTS, product brochure, prior to Nov. 1, 2001, Whitehall Products, U.S.A.

* cited by examiner

Primary Examiner—Robert M. Spear
(74) *Attorney, Agent, or Firm*—Henderson & Caverly LLP; Kristen E. Caverly

(57) **CLAIM**

The ornamental design for an address display, as shown and described.

DESCRIPTION

FIG. 1 is a front perspective view of an address display showing the new design;

FIG. 2 is a front elevational view thereof;

FIG. 3 is a rear elevational view thereof;


FIG. 4 is a side elevational view, of either the right or left side, thereof;

FIG. 5 is a top plan view thereof; and,

FIG. 6 is a bottom plan view thereof.

Any broken line illustration of environmental structure in the drawings is not part of the design sought to be patented.

1 Claim, 3 Drawing Sheets



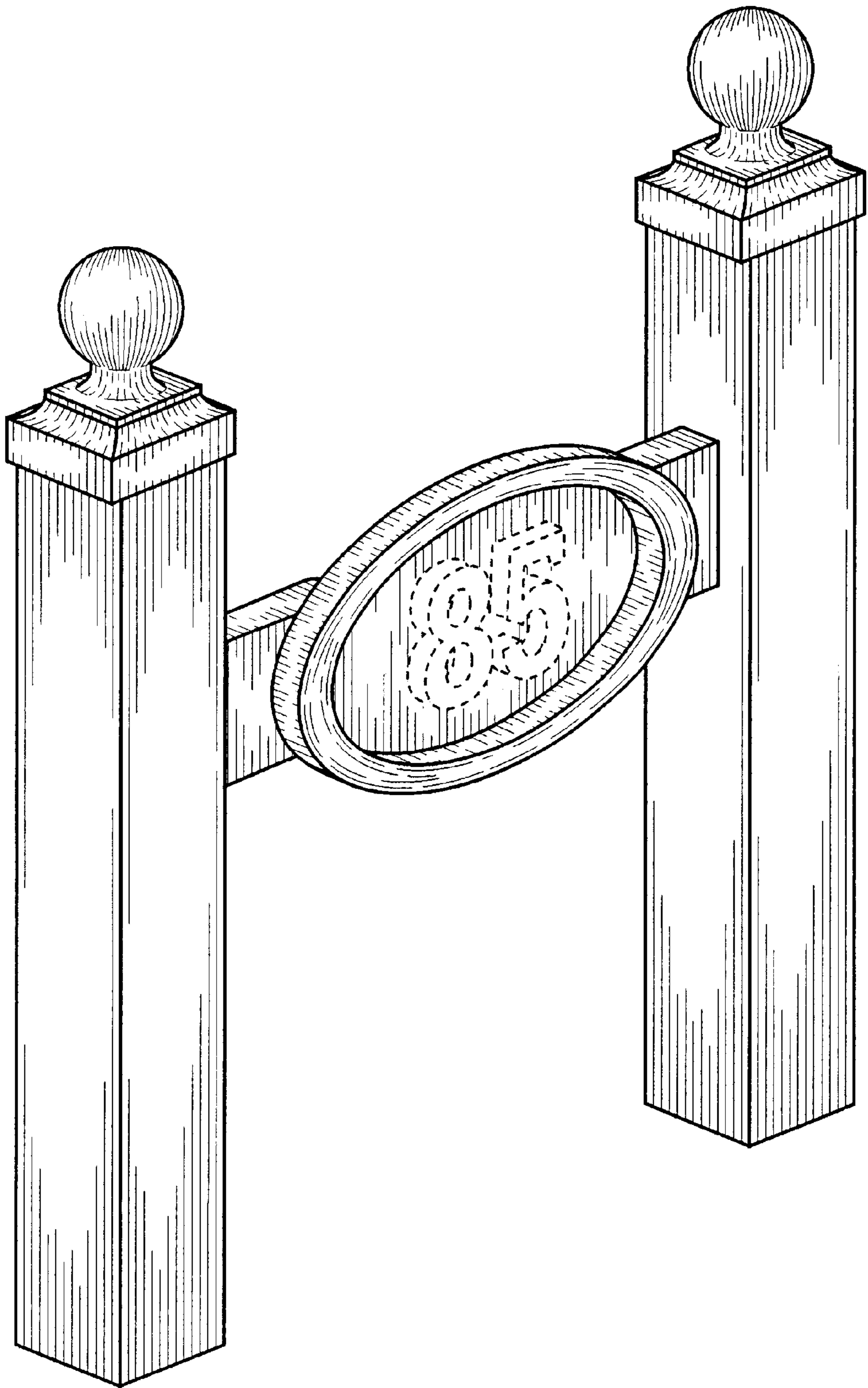


FIG. 1




FIG. 2




FIG. 3

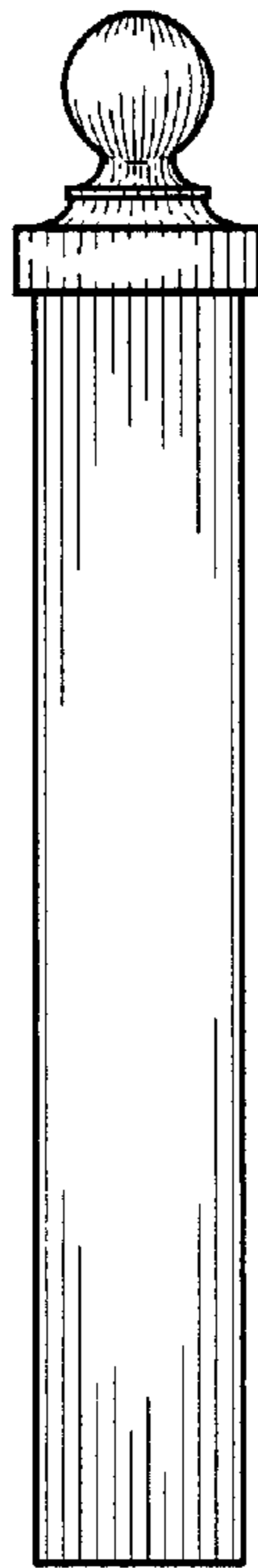


FIG. 4

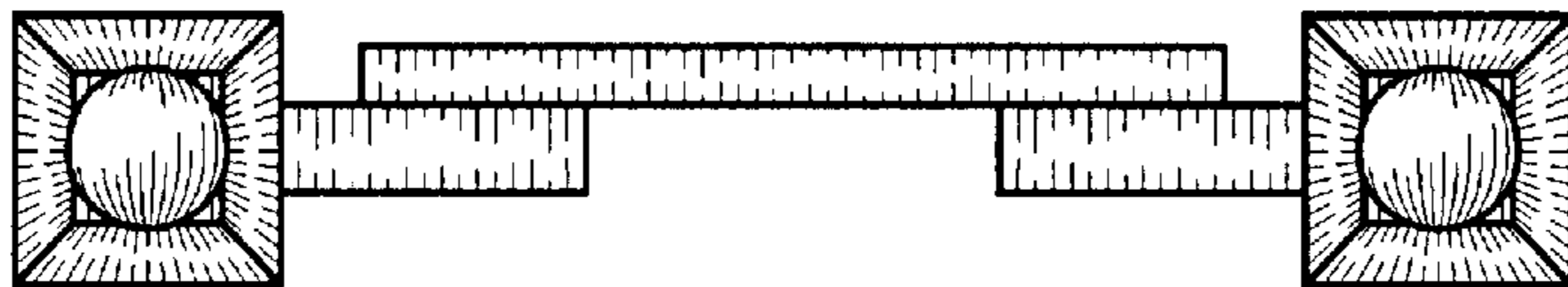


FIG. 5

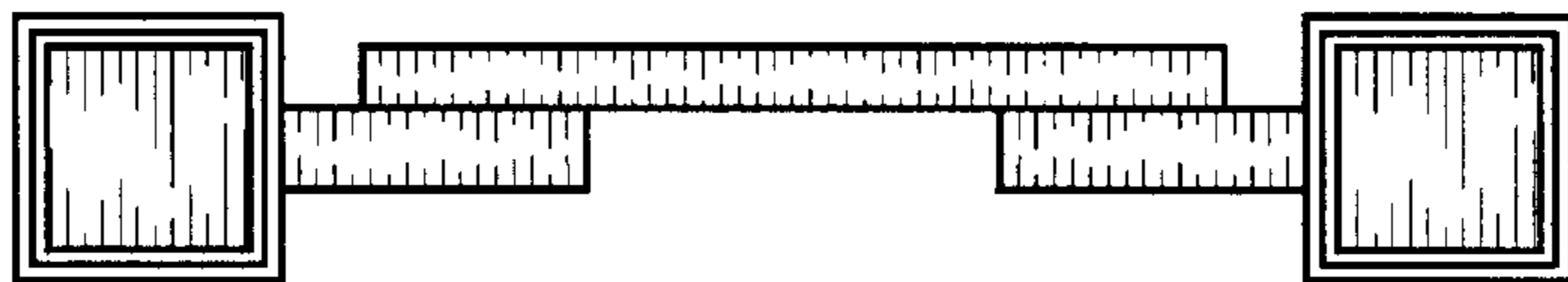


FIG. 6