



US00D477022S

(12) **United States Design Patent**
Rosenbaum

(10) **Patent No.:** **US D477,022 S**

(45) **Date of Patent:** **** Jul. 8, 2003**

(54) **WRITING INSTRUMENT**

(75) Inventor: **Barry Rosenbaum**, West Bloomfield, MI (US)

(73) Assignee: **Advance Watch Company, Ltd.**, Warren, MI (US)

(**) Term: **14 Years**

(21) Appl. No.: **29/147,280**

(22) Filed: **Aug. 24, 2001**

(51) **LOC (7) Cl.** **19-06**

(52) **U.S. Cl.** **D19/36; D19/51**

(58) **Field of Search** D19/75, 35, 36,
D19/41-50, 51, 53-58, 81-85; 401/6, 7,
52, 88, 195, 209

(56) **References Cited**

U.S. PATENT DOCUMENTS

111,287 A	1/1871	Wendell	
255,961 A	4/1882	Faber	
412,479 A	10/1889	Davis	
544,990 A	8/1895	Miller	
614,630 A	11/1898	Stewart	
624,853 A	5/1899	Oberbeck	
770,363 A	9/1904	Goldsmith	
782,388 A	2/1905	Goldsmith	
839,537 A	12/1906	Beaumel	
1,365,366 A	1/1921	Ashby	
1,459,517 A	6/1923	Sawyer	
D64,772 S	5/1924	Swanberg	
1,736,430 A *	11/1929	Deli	401/52 X
D80,362 S	1/1930	Cuthbert et al.	
D81,748 S	8/1930	Kahn	
D82,821 S	12/1930	Furedy	
1,859,524 A	5/1932	Nicolet	
1,868,441 A	7/1932	Colfelt	
D89,339 S	2/1933	Hale	
1,938,835 A	12/1933	Grzyb	
D92,534 S	6/1934	Hale	
D100,845 S	8/1936	Bloser	
2,147,561 A	2/1939	Sherlock	

2,236,194 A 3/1941 Lorber
2,266,942 A 12/1941 Wallace
D138,875 S 9/1944 Weiss

(List continued on next page.)

OTHER PUBLICATIONS

Key Holder, Chain, Magnifying Glass, Hong Kong Enterprise Catalogue, Jun. 1981, p. 147.
Smoothest For Writing Study and Promotion, Hong Kong Enterprise Catalogue, Oct. 1981, p. 226.
Magic 8 Ball, Yesterdayland Toys, www.yesterdayland.com/popopedia/shows/toys/ty1039.php, pp. 1-3.

Primary Examiner—Martie K. Holtje

(74) Attorney, Agent, or Firm—Brooks & Kushman P.C.

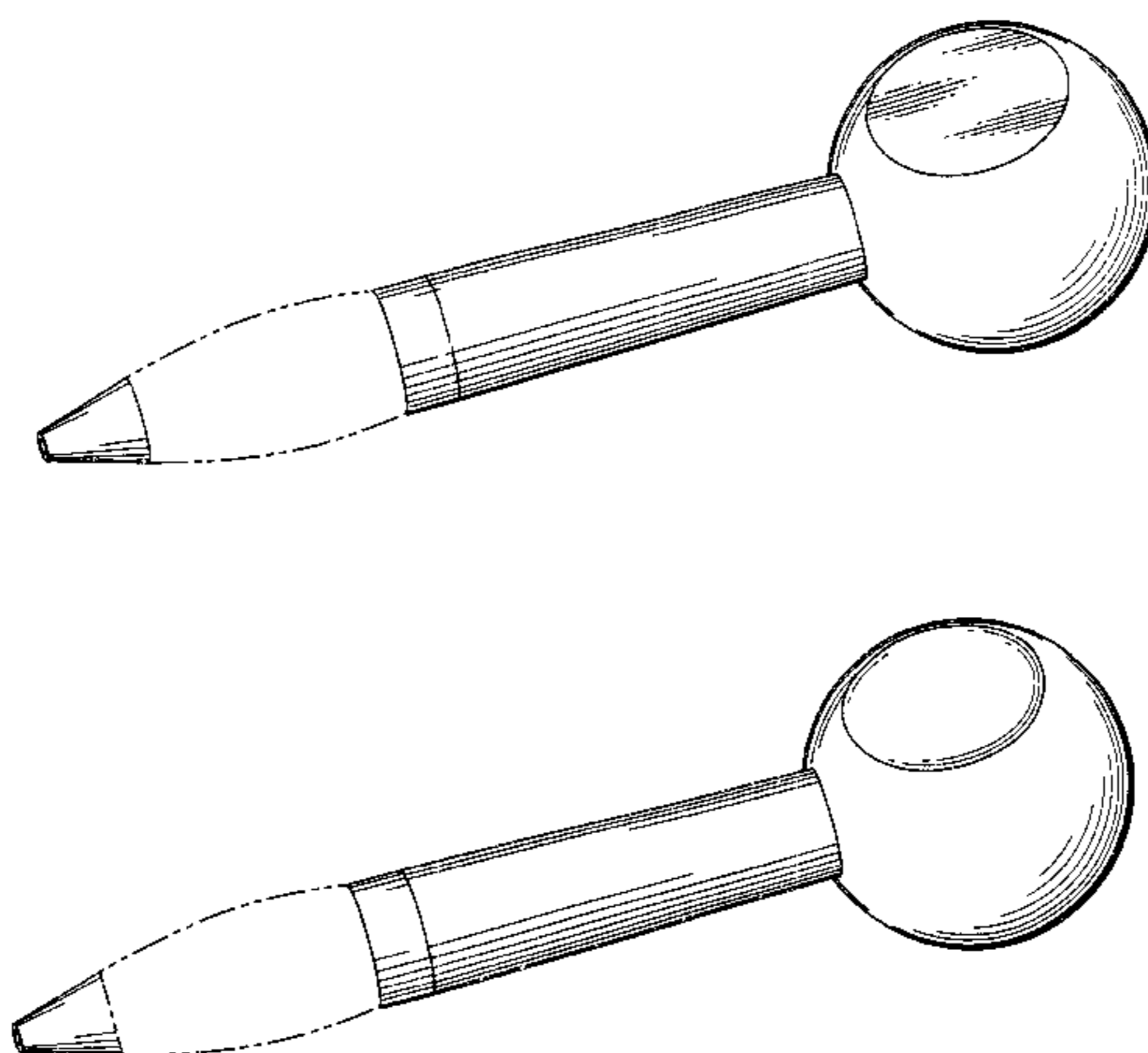
(57) **CLAIM**

The ornamental design for a writing instrument, as shown as described.

DESCRIPTION

FIG. 1 is a front perspective view of a writing instrument showing my new design;
FIG. 2 is a right side elevational view, the left side being a mirror image thereof;
FIG. 3 is a front elevational view;
FIG. 4 is a rear elevational view;
FIG. 5 is a bottom plan view;
FIG. 6 is a top plan view;
FIG. 7 is a front perspective view of a second embodiment of my design of FIG. 1;
FIG. 8 is a right side elevational view of FIG. 7, the left side being a mirror image thereof;
FIG. 9 is a front elevational view of FIG. 7;
FIG. 10 is a rear elevational view of FIG. 7;
FIG. 11 is a bottom plan view of FIG. 7; and,
FIG. 12 is a top plan view of FIG. 7.
The portions of the writing instrument depicted by means of broken lines have been shown for illustrative purposes only and form no part of the claimed design.

1 Claim, 2 Drawing Sheets



US D477,022 S

Page 2

U.S. PATENT DOCUMENTS

D146,025 S	12/1946	Harris	D346,619 S	5/1994	Ho
D150,320 S	7/1948	Starr	5,313,557 A	5/1994	Osterhout
D160,309 S	10/1950	Fainberg et al.	D352,958 S	11/1994	Thompson
D162,522 S	3/1951	Currence et al.	D353,397 S	12/1994	Banik
D175,864 S	10/1955	Steinberg et al.	D353,619 S	12/1994	Kneller
D178,632 S	9/1956	Bloser	D355,441 S	2/1995	Rosenbaum
D181,180 S	10/1957	Bloser	D357,275 S	* 4/1995	Covington et al. D19/42
D182,239 S	3/1958	Lemon	D357,500 S	* 4/1995	Mutterperl D19/36
2,845,047 A	7/1958	McKendree	D358,606 S	5/1995	Davis et al.
2,956,547 A	10/1960	Hovey, Jr.	5,419,592 A	5/1995	Stuart
3,119,621 A	1/1964	Bookman	D359,758 S	6/1995	Inami
3,168,315 A	2/1965	Bookman	D359,982 S	7/1995	Rosenbaum
3,250,033 A	5/1966	Siegel	D359,983 S	7/1995	Rosenbaum
3,615,596 A	* 10/1971	Petti et al. 401/52 X	D360,650 S	7/1995	Irby
D227,037 S	5/1973	Bajusz	D363,084 S	10/1995	Hollington
3,961,852 A	6/1976	Parry	D369,189 S	4/1996	Stambolic et al.
D240,817 S	8/1976	Funahashi	D369,387 S	4/1996	Stambolic et al.
4,007,364 A	2/1977	Ojima et al.	D370,940 S	6/1996	Stambolic et al.
4,035,089 A	7/1977	Schwartz et al.	D371,165 S	6/1996	Stambolic et al.
D246,530 S	* 11/1977	Zeischegg D19/75	D374,252 S	10/1996	Stambolic et al.
4,141,073 A	2/1979	Tan	D377,051 S	12/1996	Takamura
D252,973 S	9/1979	Bateman et al.	D388,825 S	1/1998	Kouda
4,167,347 A	9/1979	Hoyle	D395,917 S	7/1998	Rosenbaum
D259,727 S	6/1981	Zierhut	D395,918 S	7/1998	Rosenbaum
D260,101 S	8/1981	Gomez	D395,919 S	7/1998	Rosenbaum
D265,212 S	6/1982	Spiegel	D396,058 S	7/1998	Schmidt et al.
D269,445 S	6/1983	Kruckel et al.	D402,690 S	12/1998	Hazzard
4,438,926 A	3/1984	Yokoi et al.	D403,017 S	12/1998	Barrozo
4,504,062 A	3/1985	Smith, III et al.	D406,276 S	3/1999	Alvarado et al.
4,530,503 A	* 7/1985	Rice 401/195 X	D408,853 S	4/1999	Hornsby et al.
4,541,630 A	9/1985	Dirks	D411,726 S	6/1999	Novak
4,601,598 A	7/1986	Schwartz et al.	D411,858 S	7/1999	Katami
D289,424 S	4/1987	Huang	D415,197 S	10/1999	Izushima
4,798,016 A	1/1989	Venditti et al.	D418,163 S	12/1999	Rosen
4,801,145 A	1/1989	Arevalo	D418,873 S	1/2000	Shen
D300,229 S	3/1989	Lee	D421,625 S	3/2000	Oka
D307,444 S	4/1990	Poisson et al.	D421,627 S	* 3/2000	Gootnick D19/57
D307,600 S	5/1990	Singer	6,039,492 A	3/2000	Chen
4,932,800 A	6/1990	Lin et al.	D424,110 S	5/2000	Hu
4,948,284 A	8/1990	Ligott	D425,559 S	5/2000	Beneyto
4,983,062 A	1/1991	Hour	D425,935 S	* 5/2000	Schimmel D19/57
D314,978 S	2/1991	Oka	D433,446 S	11/2000	Rosenbaum
5,000,599 A	3/1991	McCall et al.	D433,447 S	11/2000	Rosenbaum
D316,427 S	4/1991	Tinz	D433,448 S	11/2000	Rosenbaum
5,016,881 A	5/1991	Lindsey	D436,126 S	1/2001	Rosenbaum
D319,662 S	9/1991	Henry	D436,375 S	1/2001	Rosenbaum
D321,009 S	10/1991	Yubisui	D436,622 S	1/2001	Rosenbaum
D321,720 S	11/1991	Sakurada	D436,941 S	1/2001	Kataoka
D324,067 S	2/1992	Katami	D437,002 S	1/2001	Wudtke et al.
D327,703 S	7/1992	Katami	D438,903 S	3/2001	Rosenbaum
D329,459 S	9/1992	Sullivan	D447,172 S	* 8/2001	Cohen D19/42
D329,461 S	9/1992	Katami	D447,178 S	8/2001	Rosenbaum
D330,388 S	10/1992	Choi	6,273,421 B1	8/2001	Thalheimer et al.
D331,777 S	12/1992	Sedlmerier et al.	D449,857 S	10/2001	Rosenbaum
D337,611 S	* 7/1993	Peersmann D19/48	D450,086 S	11/2001	Rosenbaum
D338,915 S	8/1993	Willat	6,368,176 B1	4/2002	Lozowski et al.
D342,087 S	12/1993	Mear et al.			

* cited by examiner

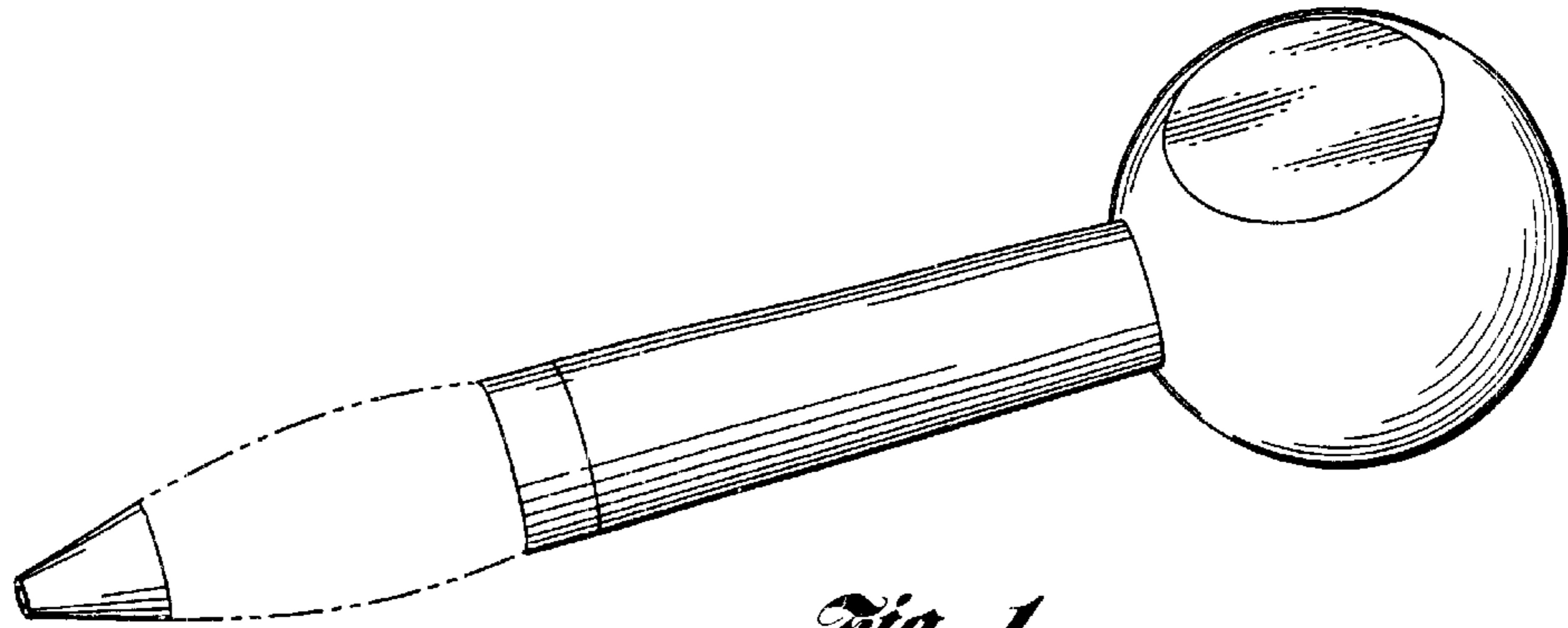


Fig. 1




Fig. 2

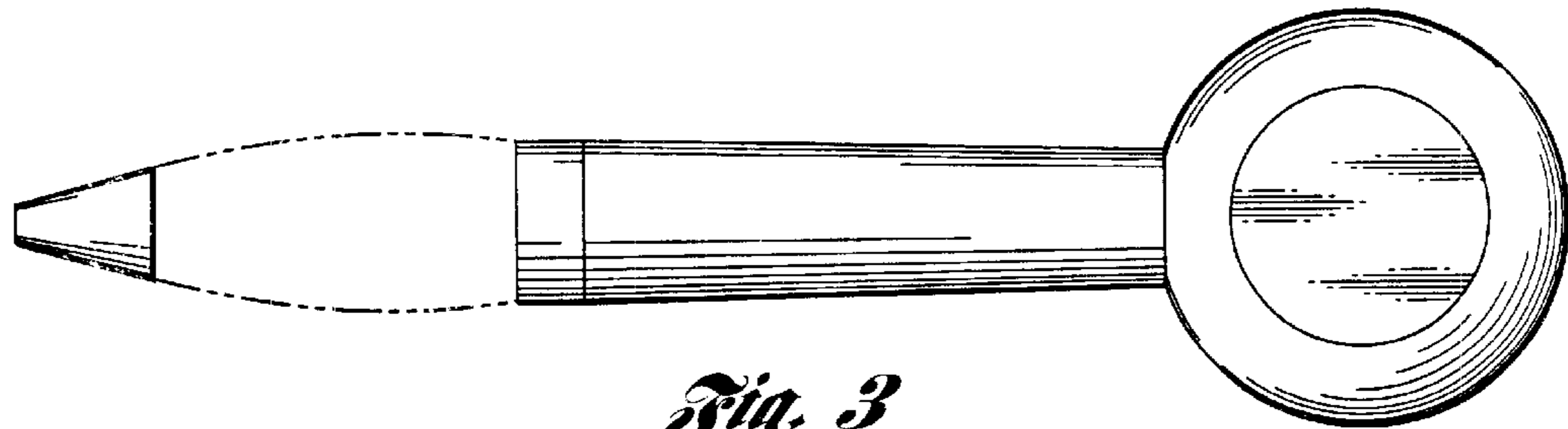


Fig. 3

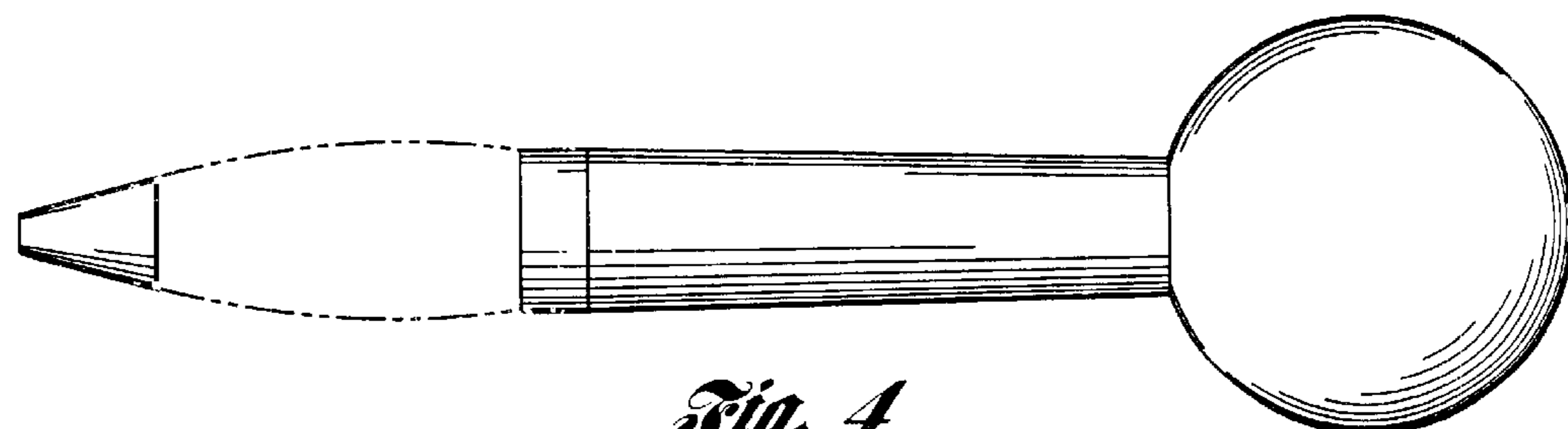


Fig. 4

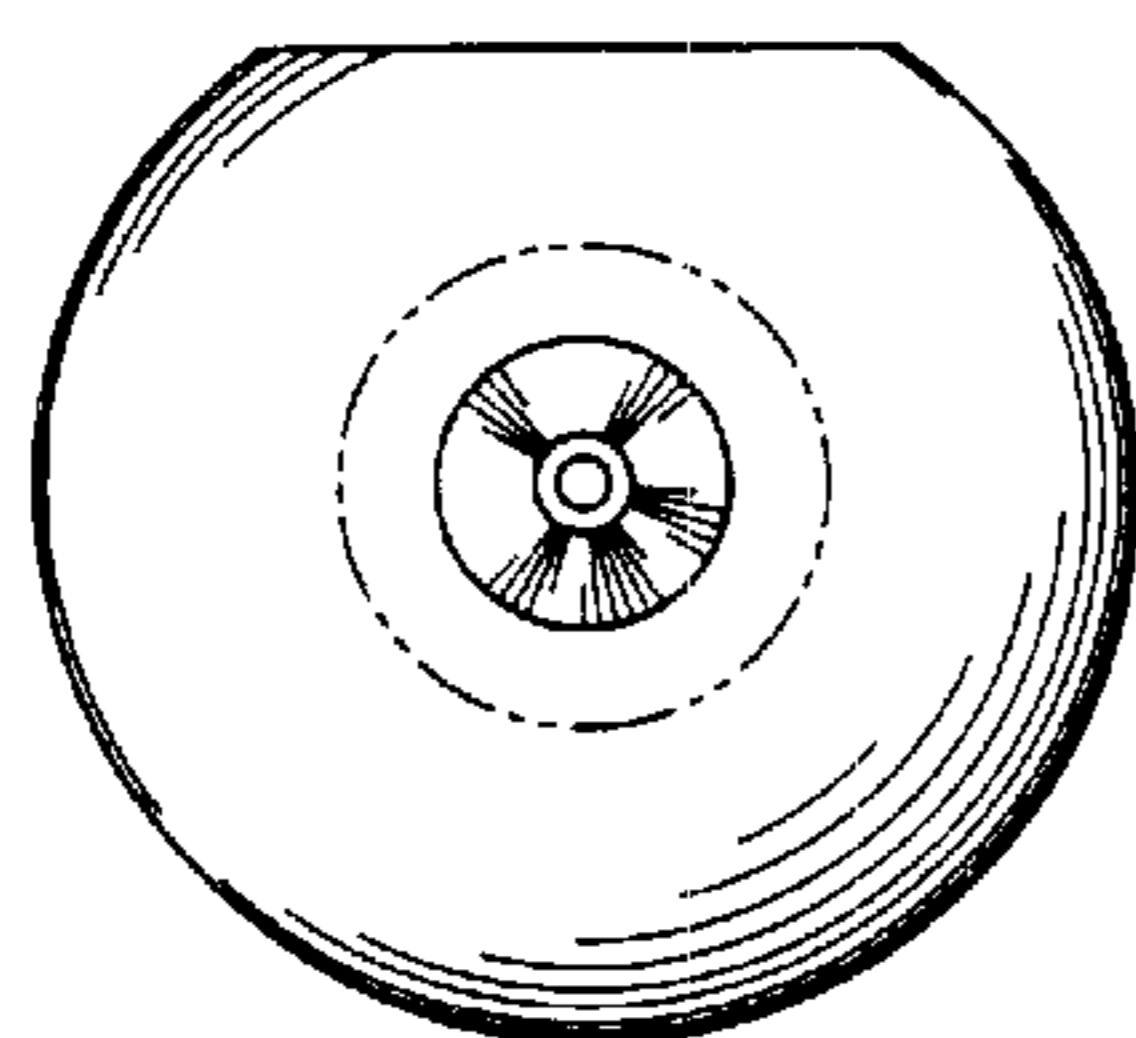


Fig. 5

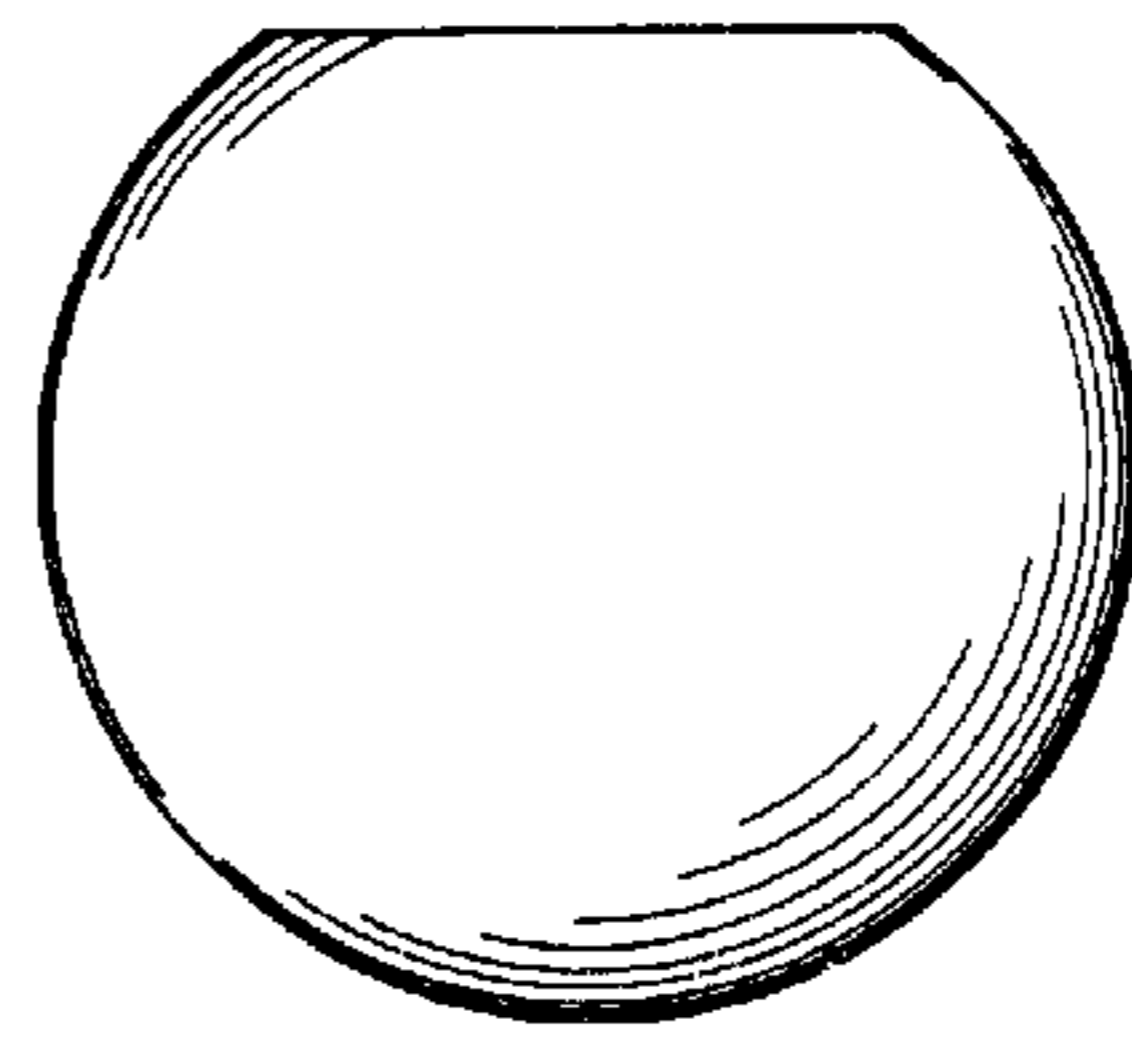


Fig. 6

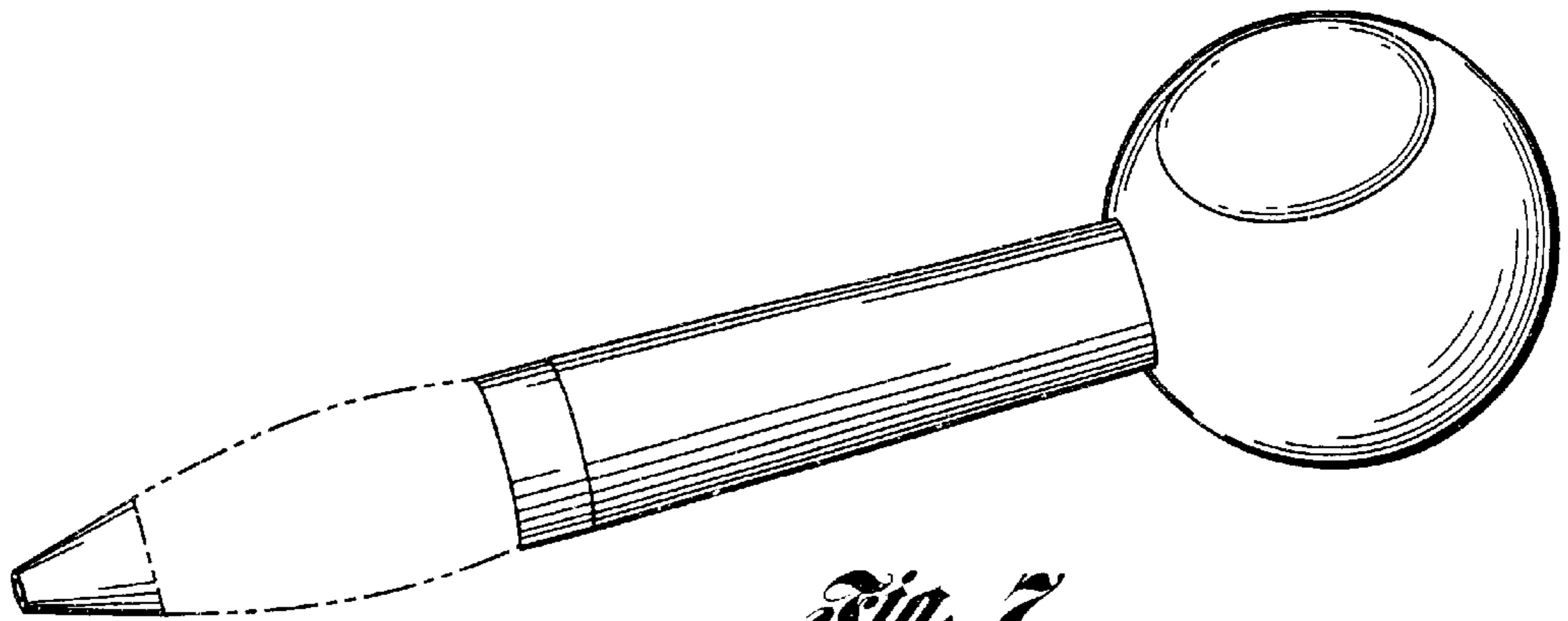


Fig. 7

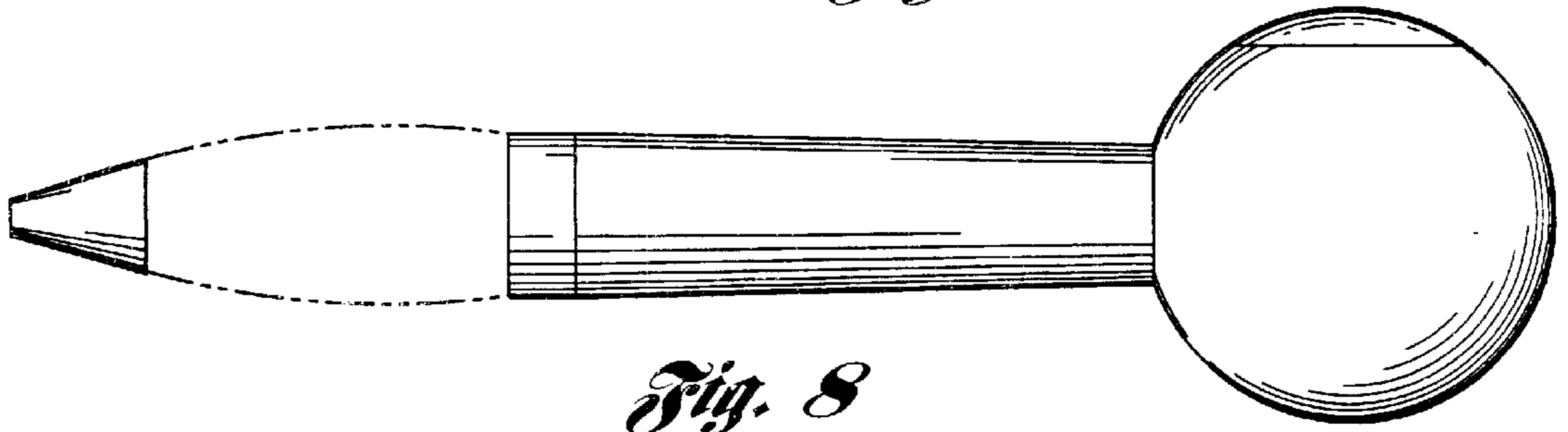


Fig. 8

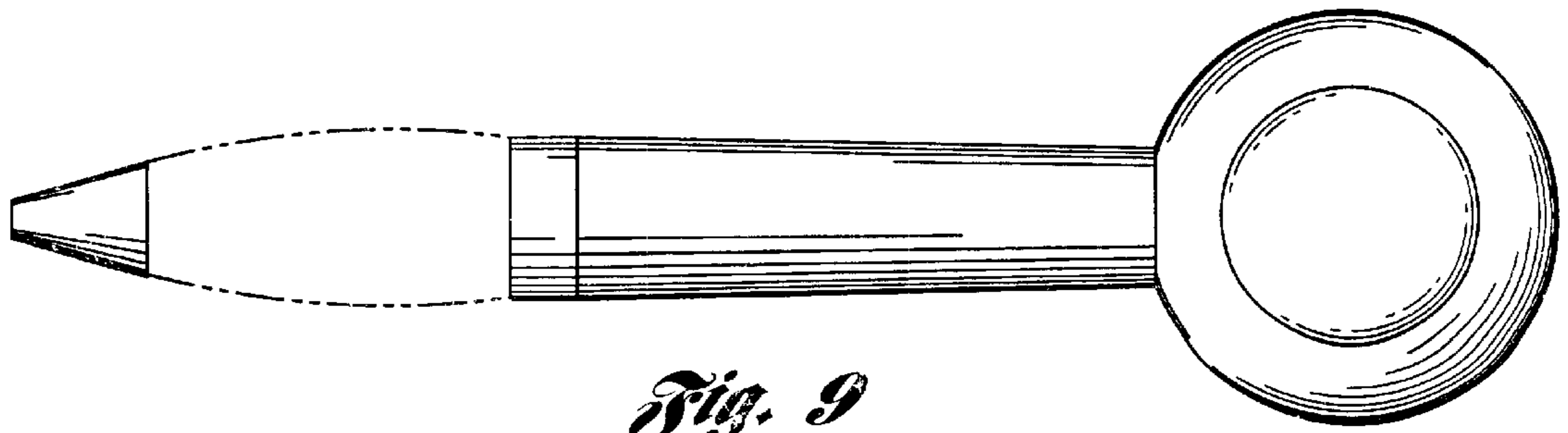


Fig. 9

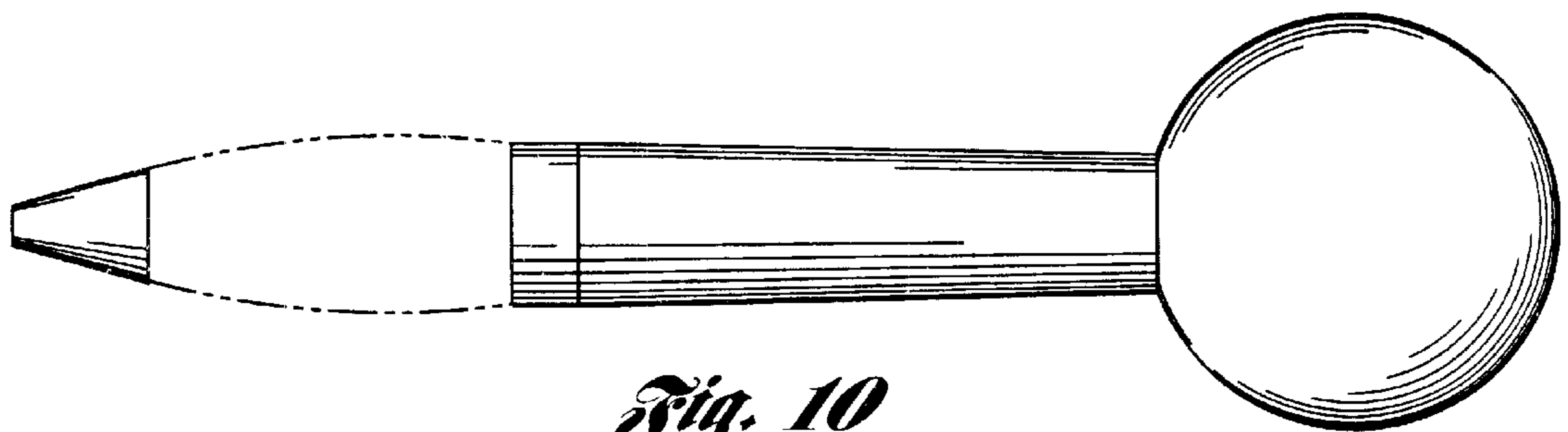


Fig. 10

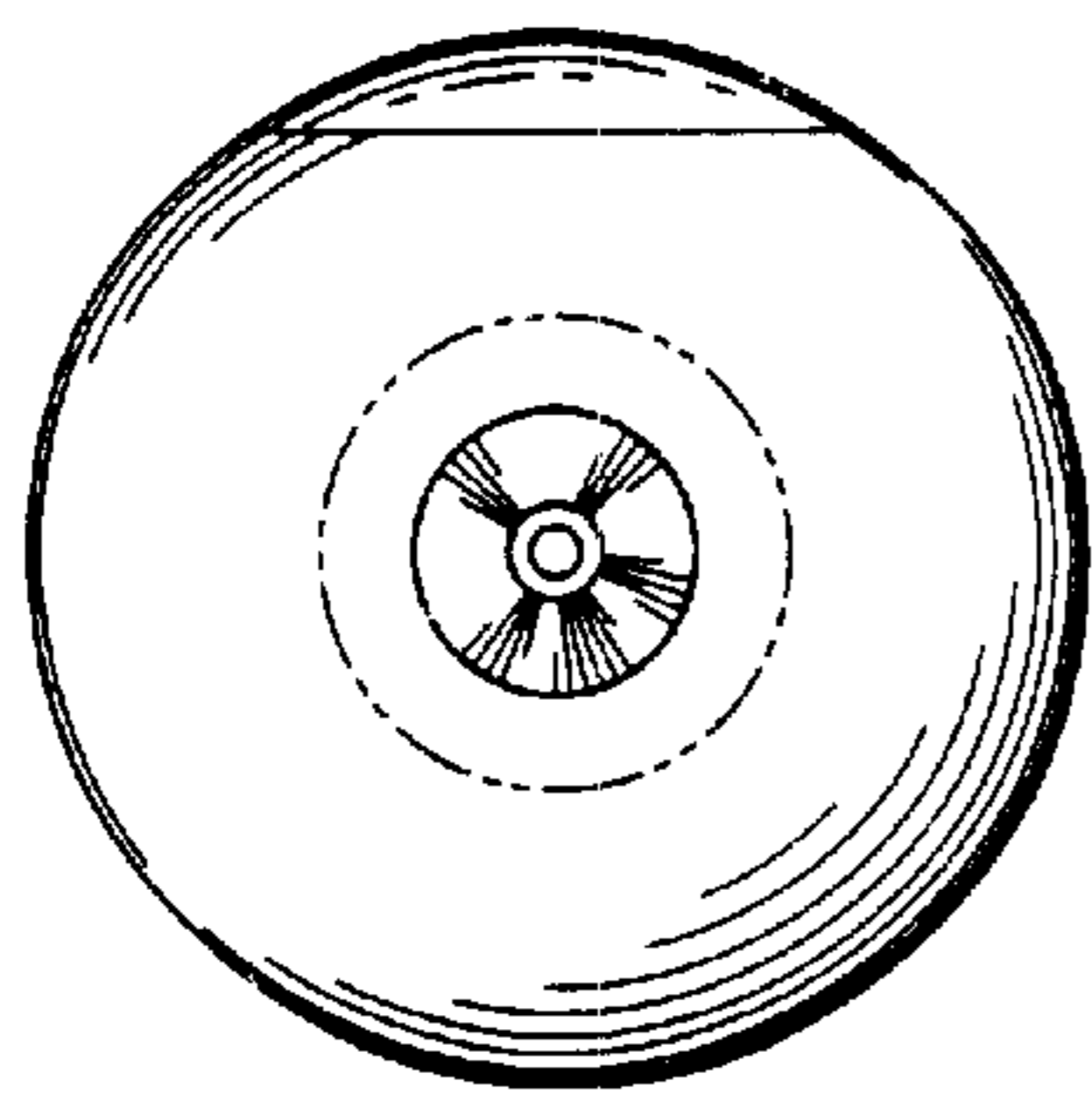


Fig. 11




Fig. 12