



US00D476985S

(12) **United States Design Patent**  
**Griffin**

(10) **Patent No.:** **US D476,985 S**

(45) **Date of Patent:** **\*\* Jul. 8, 2003**

(54) **HANDHELD ELECTRONIC DEVICE  
KEYBOARD**

(75) Inventor: **Jason T. Griffin, Waterloo (CA)**

(73) Assignee: **Research In Motion Limited, Waterloo  
(CA)**

(\*\*) Term: **14 Years**

(21) Appl. No.: **29/170,655**

(22) Filed: **Nov. 8, 2002**

**Related U.S. Application Data**

(62) Division of application No. 29/152,186, filed on Dec. 7, 2001.

(51) **LOC (7) Cl.** ..... **14-03**

(52) **U.S. Cl.** ..... **D14/247; D14/455**

(58) **Field of Search** ..... D14/137, 217,  
D14/138, 218, 147-148, 247-249, 144,  
455, 456, 341-347, 338-340, 399, 426,  
387, 396, 392, 398, 429, 453, 194, 391,  
400, 401, 257, 258, 265, 191; 379/433.01-433.13,  
434, 419, 420.01-420.04, 428.01-428.02,  
440, 368-370, 364; 455/550-575, 90; D13/168,  
171, 174; D18/2, 7, 12.2, 12.3; D21/331,  
333, 517; 345/168, 169

(56) **References Cited**

**U.S. PATENT DOCUMENTS**

D312,628 S	12/1990	Yokoi et al.	.....	D14/100
D313,401 S	1/1991	Tanabe	.....	D14/100
D359,920 S	7/1995	Sakamoto	.....	D10/65
D381,021 S	7/1997	Williams et al.	.....	D14/138
D386,497 S	11/1997	Huslig et al.	.....	D14/191
D390,509 S	2/1998	Antzinas et al.	.....	D14/138
D402,572 S	12/1998	Han	.....	D10/65
D416,256 S	11/1999	Griffin et al.	.....	D14/191
D421,992 S	* 3/2000	Phillips et al.	.....	D14/247
D420,351 S	10/2000	Waldner	.....	D14/138
D432,511 S	10/2000	Eckholm	.....	D14/138
D433,017 S	10/2000	Martinez	.....	D14/346
D433,460 S	11/2000	Griffin et al.	.....	D21/329

D436,591 S	1/2001	Abston et al.	.....	D14/341
D441,733 S	5/2001	Do et al.	.....	D14/138
6,278,442 B1	8/2001	Griffin et al.	.....	345/169
D451,079 S	11/2001	Ali	.....	D14/138
D454,349 S	3/2002	Makidera et al.	.....	D14/343
D454,849 S	3/2002	Eckholm	.....	D14/138
D456,794 S	5/2002	Laverick et al.	.....	D14/138
D458,239 S	6/2002	Shim et al.	.....	D14/138
D459,327 S	6/2002	Ali	.....	D14/138
D460,068 S	7/2002	Lanzaro et al.	.....	D14/341
D460,493 S	7/2002	Griffin et al.	.....	D21/329
D461,803 S	8/2002	Griffin et al.	.....	D14/346
D464,346 S	* 10/2002	Tischer	.....	D14/345
D464,962 S	* 10/2002	MacGregor et al.	.....	D14/346
D464,995 S	* 10/2002	Griffin et al.	.....	D21/329
D466,116 S	* 11/2002	Bhatia et al.	.....	D14/346

(List continued on next page.)

*Primary Examiner*—Jeffrey Asch

(74) *Attorney, Agent, or Firm*—Jones Day; Krishna K. Pathiyal; Charles B. Meyer

(57) **CLAIM**

I claim the ornamental design for a handheld electronic device keyboard, as shown.

**DESCRIPTION**


FIG. 1 is a top elevation of a keyboard in accordance with the design; the broken line drawing of a device in this view is for illustrative purposes only and forms no part of the claimed design.

FIG. 2 is a left side elevation of a keyboard in accordance with the design; the broken line drawing of a device in this view is for illustrative purposes only and forms no part of the claimed design.

FIG. 3 is a front elevation of a keyboard in accordance with the design; the broken line drawing of a device in this view is for illustrative purposes only and forms no part of the claimed design; and,

FIG. 4 is a right side elevation of a keyboard in accordance with the design; the broken line drawing of a device in this view is for illustrative purposes only and forms no part of the claimed design.

**1 Claim, 1 Drawing Sheet**



# US D476,985 S

Page 2

---

U.S. PATENT DOCUMENTS					
		2002/0044136	A1 *	4/2002	Griffin et al. .... 345/169
6,489,950	B1 *	12/2002	Griffin et al. ....		345/168
D470,483	S *	2/2003	Dalby et al. ....		D14/247
D470,843	S *	2/2003	Horiki .....		D14/346
					* cited by examiner

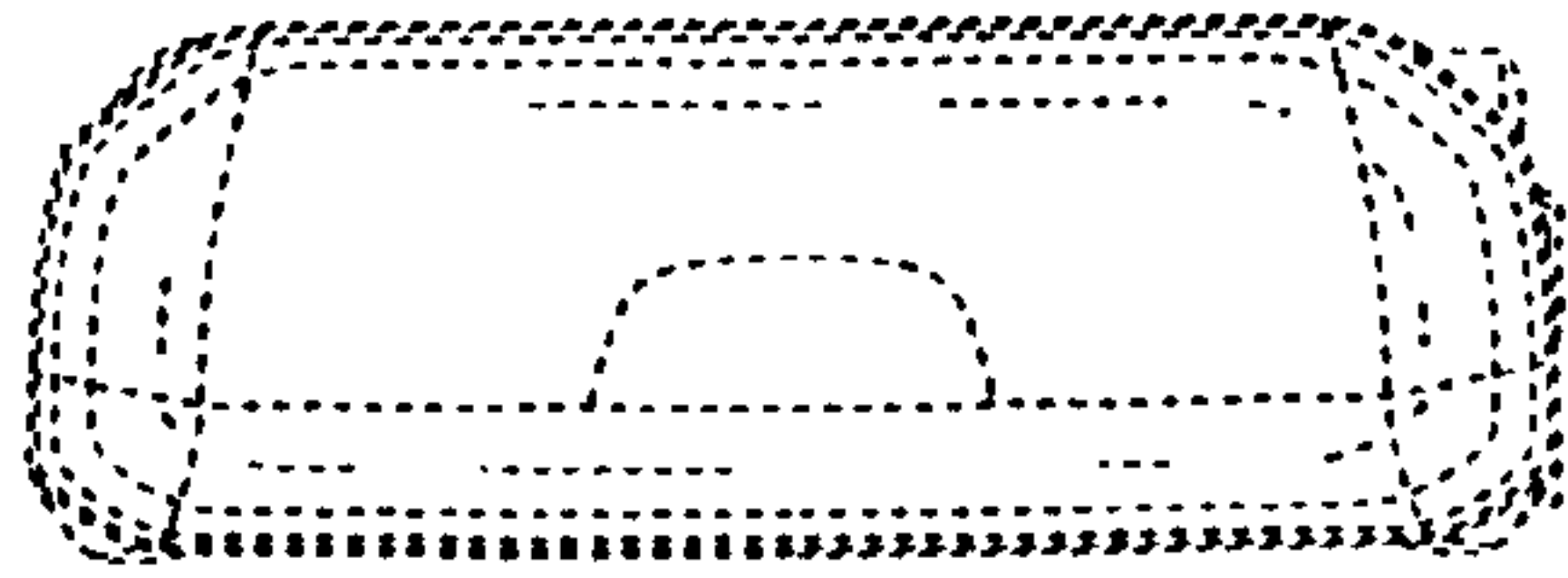


FIG. 1




FIG. 2

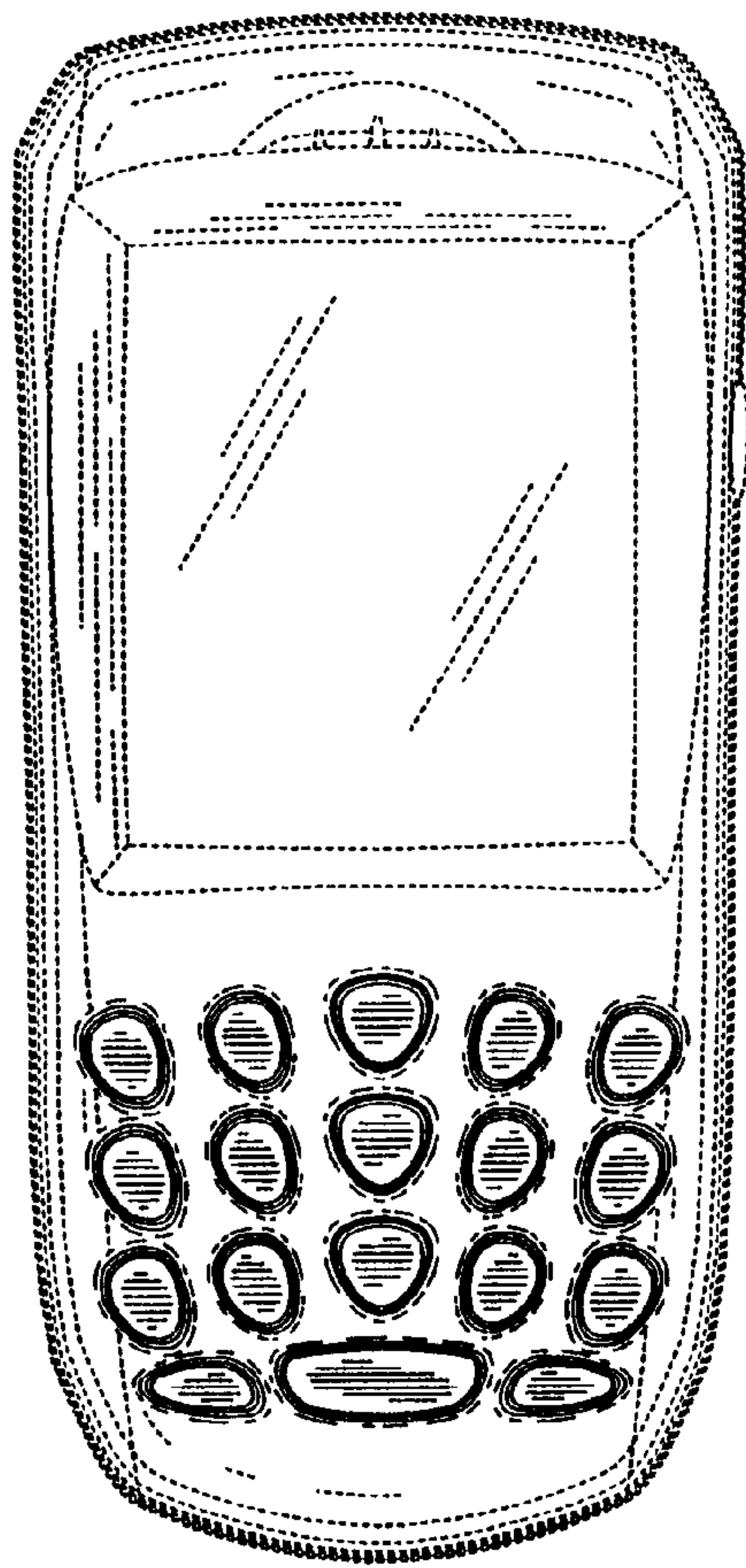


FIG. 3

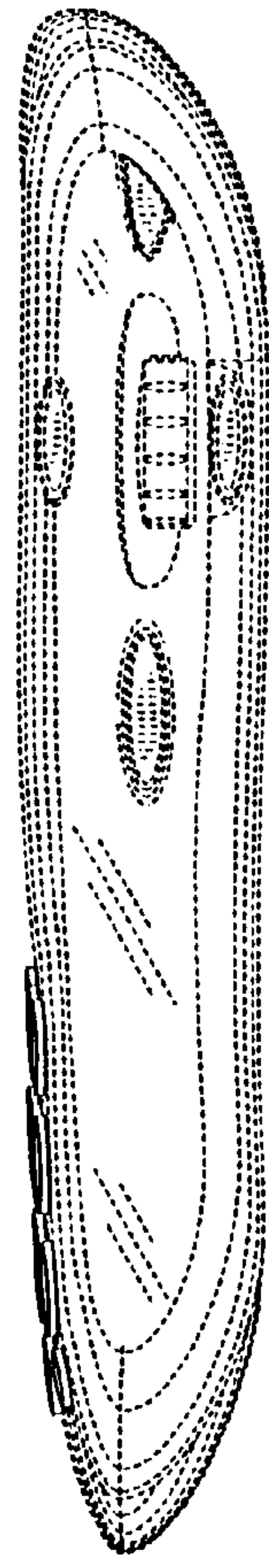


FIG. 4