



US00D476965S

(12) **United States Design Patent**

Marcotte et al.

(10) **Patent No.:**

US D476,965 S

(45) **Date of Patent:**

**** Jul. 8, 2003**

(54) **FRONT PANEL OF A HOUSING**

(75) Inventors: **Sylvain Marcotte**, Pierrefonds (CA);
Hugues Ricard, Ste-Rose (CA); **Daniel Rochette**, Mascouche (CA)

(73) Assignee: **Miranda Technologies Inc.**, St-Laurent

(**) Term: **14 Years**

(21) Appl. No.: **29/154,699**

(22) Filed: **Jan. 30, 2002**

(51) **LOC (7) Cl.** **14-03**

(52) **U.S. Cl.** **D14/125; D14/239**

(58) **Field of Search** D14/357, 358,
D14/125, 496, 188, 239, 242, 432; 348/10,
460, 706, 731; 340/825.03; 455/6.1, 6.2;
312/223.1

(56) **References Cited**

U.S. PATENT DOCUMENTS

D399,841 S * 10/1998 Burke D14/239
D443,254 S * 6/2001 Jensen et al. D14/125

D455,409 S * 4/2002 Hsu et al. D14/125
D458,908 S * 6/2002 Liu D14/125
D459,319 S * 6/2002 Ahn D14/125
D462,063 S * 8/2002 Bohne D14/125

* cited by examiner

Primary Examiner—Raphael Barkai

(74) *Attorney, Agent, or Firm*—Ogilvy Renault; Robert Carrier

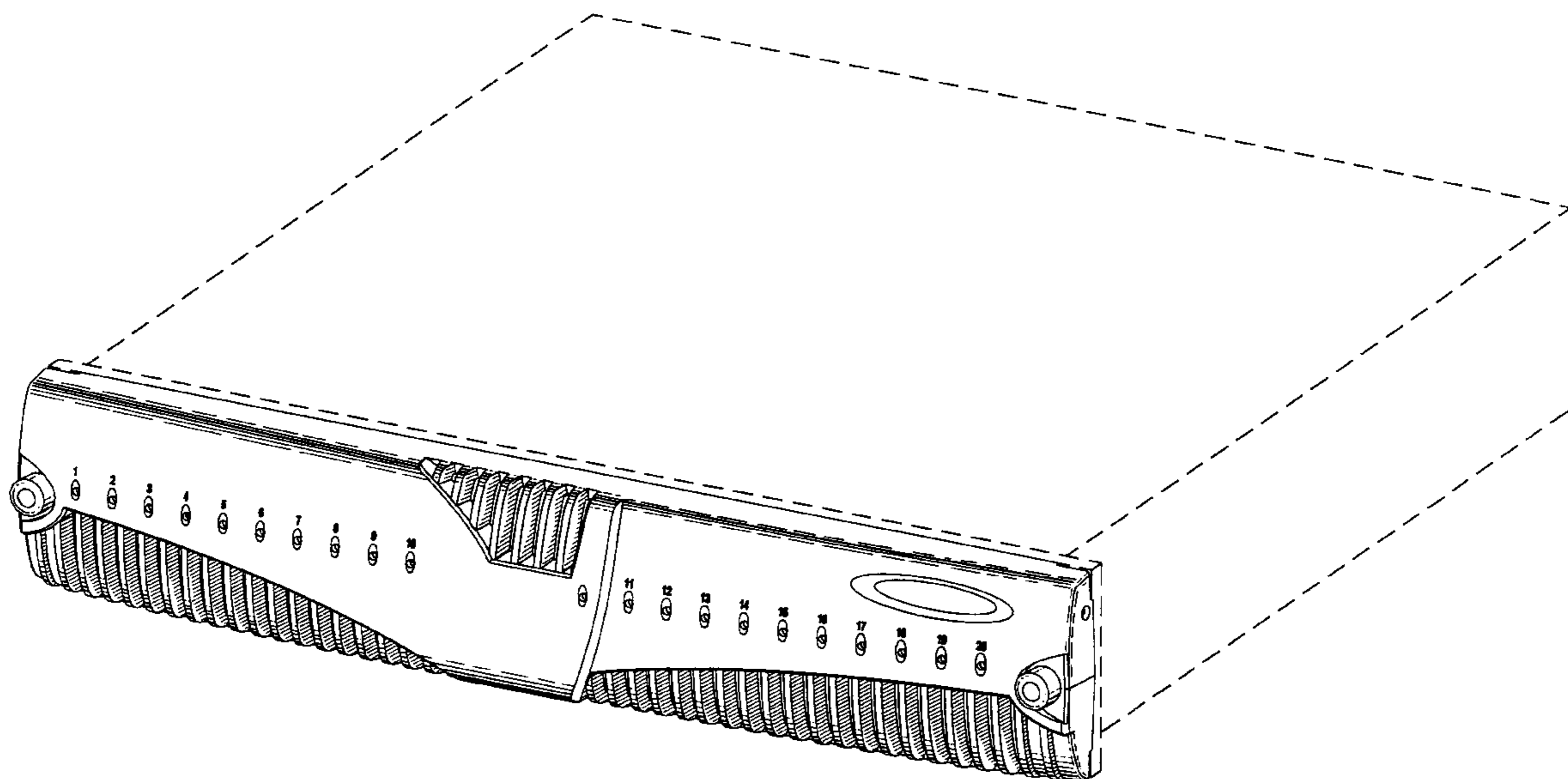
(57) **CLAIM**

The ornamental design of the front panel of a housing, as shown and described.

DESCRIPTION

FIG. 1 is a perspective view of the front panel;
FIG. 2 is a front view of the front panel;
FIG. 3 is a bottom view of the front panel;
FIG. 4 is a top view of the front panel;
FIG. 5 is a left side view of the front panel as illustrated in FIG. 2; and,
FIG. 6 is a right side view of the front panel as illustrated in FIG. 2.

1 Claim, 5 Drawing Sheets



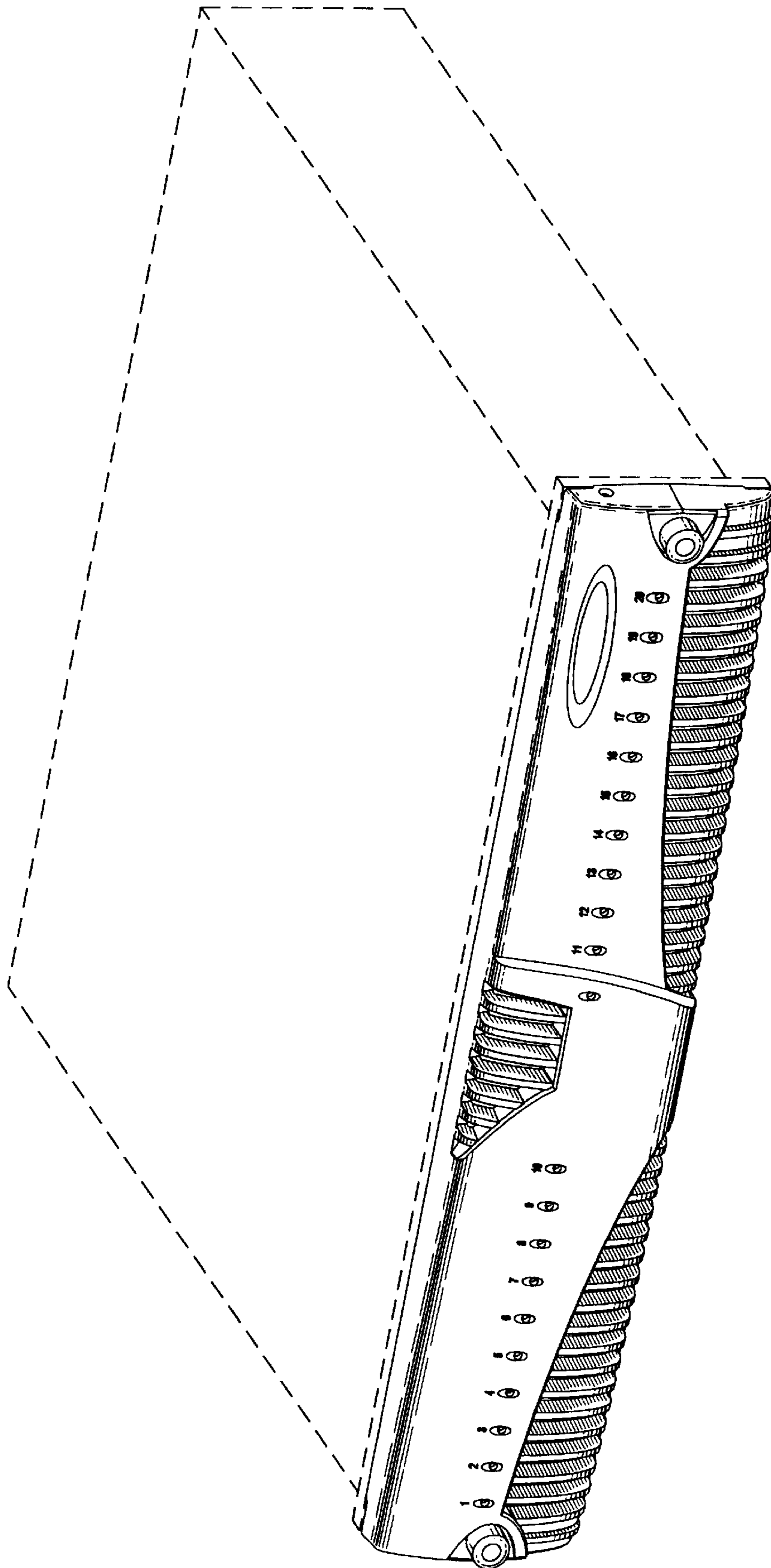


FIG. 1




FIG. 2




FIG. 3

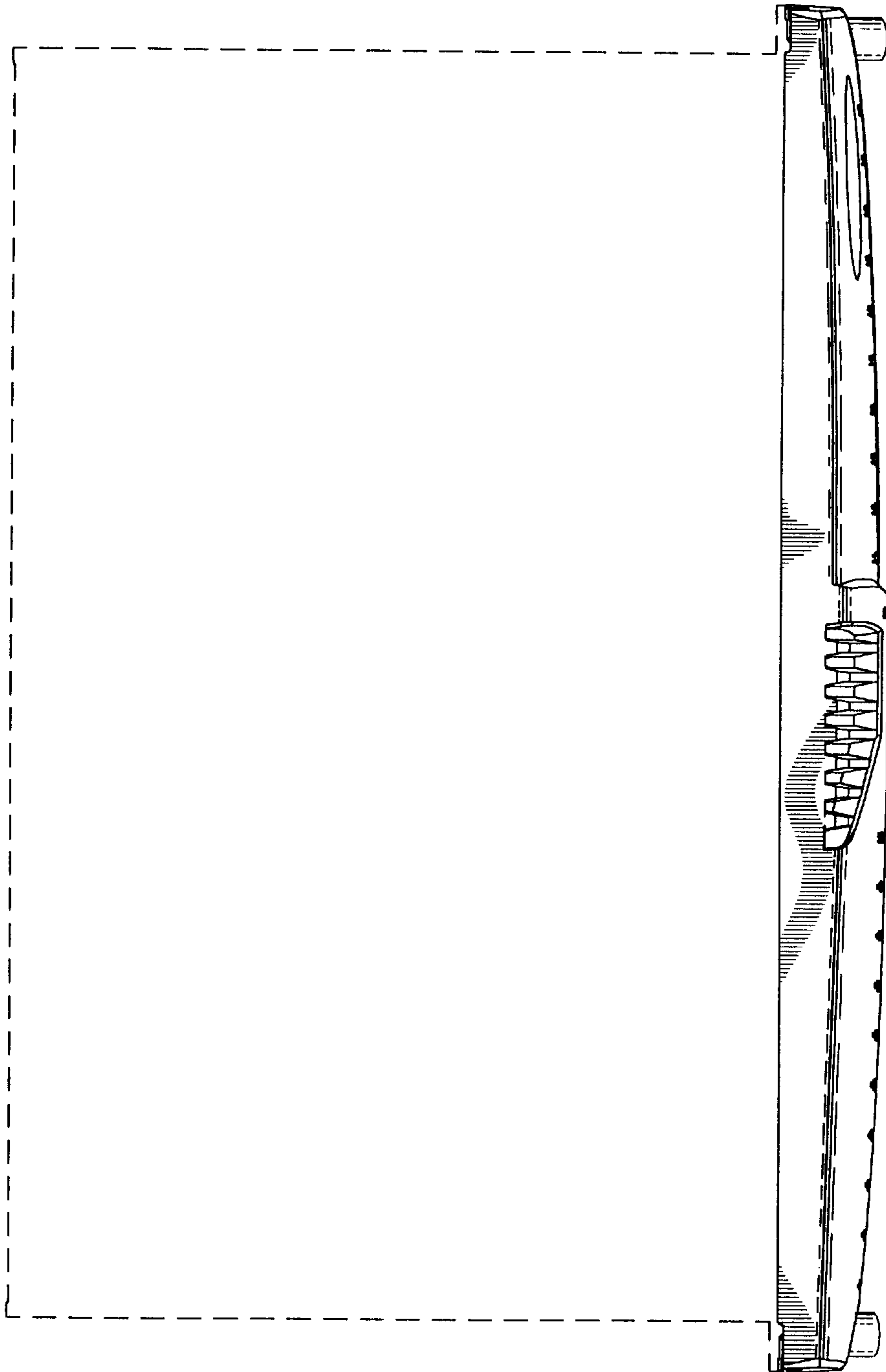


FIG. 4




FIG. 5




FIG. 6