



US00D476949S

(12) **United States Design Patent**  
**Wada**

(10) **Patent No.:** **US D476,949 S**

(45) **Date of Patent:** **\*\* Jul. 8, 2003**

(54) **STORAGE BATTERY**

D457,857 S \* 5/2002 Ogasawara ..... D13/103

(75) Inventor: **Jo Wada**, Tokyo (JP)

\* cited by examiner

(73) Assignee: **Sony Corporation**, Tokyo (JP)

*Primary Examiner*—Joel Sincavage

(\*\*) Term: **14 Years**

(74) *Attorney, Agent, or Firm*—Rader, Fishman & Grauer PLLC

(21) Appl. No.: **29/153,607**

(57) **CLAIM**

(22) Filed: **Jan. 14, 2002**

The ornamental design for a storage battery, as shown and described.

(51) **LOC (7) Cl.** ..... **13-02**

**DESCRIPTION**

(52) **U.S. Cl.** ..... **D13/103**

(58) **Field of Search** ..... D13/103; 429/96–100,  
429/159, 163, 176; 361/683

FIG. 1 is a front elevational view of a storage battery showing my new design;

FIG. 2 is a rear elevational view thereof;

FIG. 3 is a left side view thereof;

FIG. 4 is a right side view thereof;

FIG. 5 is a top plan view thereof; and,

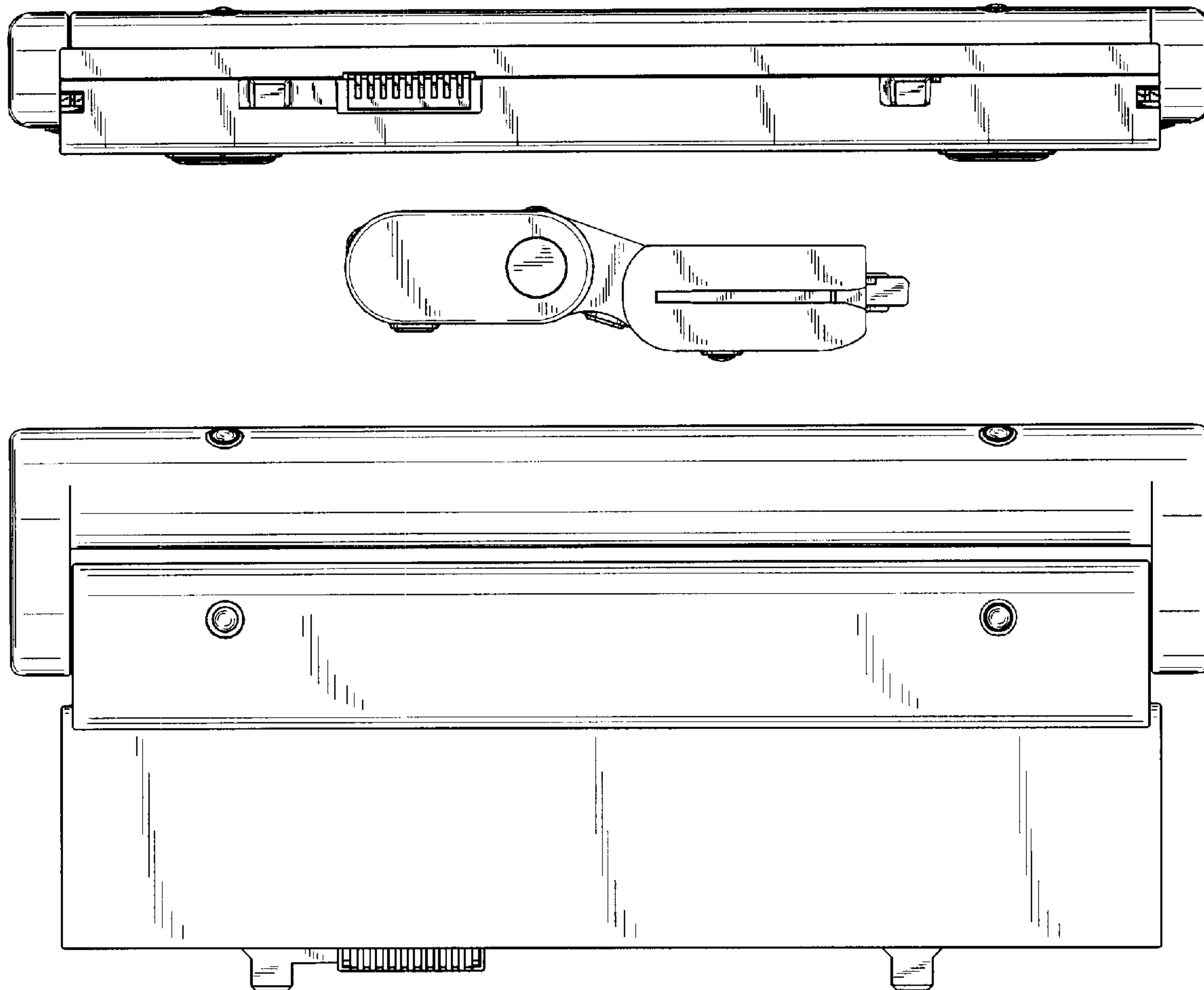
FIG. 6 is a bottom plan view thereof.

(56) **References Cited**

**U.S. PATENT DOCUMENTS**

D421,244 S	2/2000	Goto	
D431,227 S	* 9/2000	Ogasawara	..... D13/103
D431,808 S	* 10/2000	Ogasawara	..... D13/103
D448,003 S	* 9/2001	Ogasawara	..... D13/103

**1 Claim, 3 Drawing Sheets**






Fig. 1


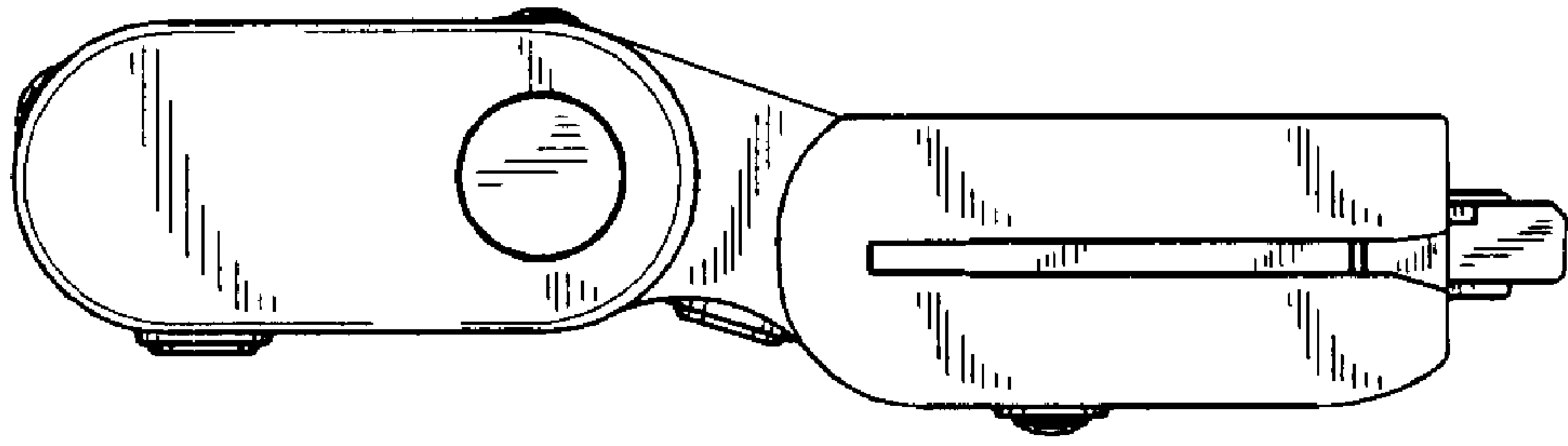
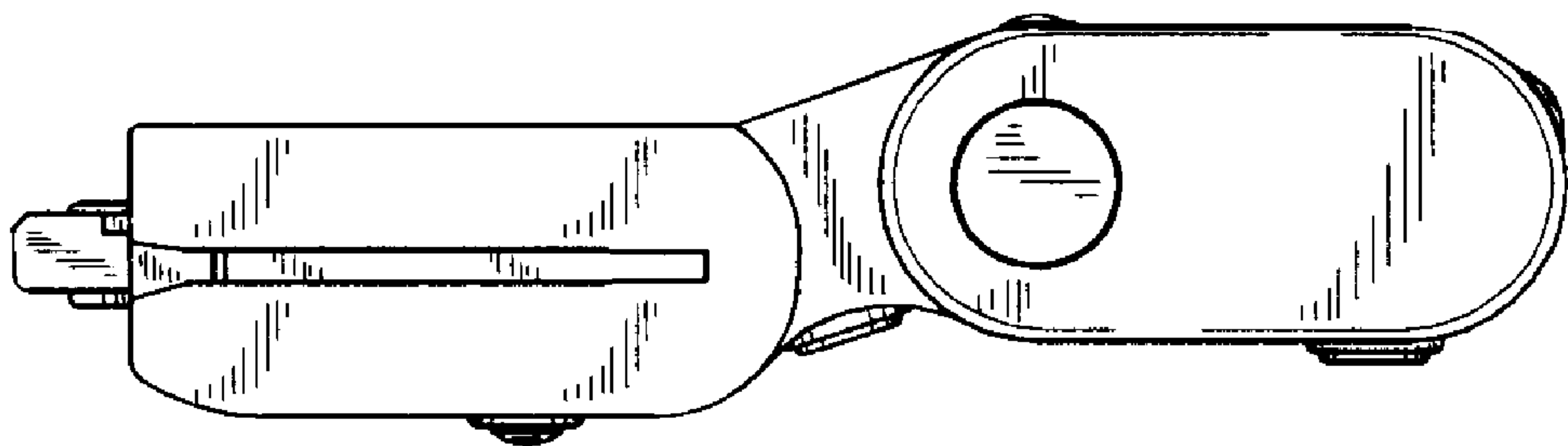



Fig. 2



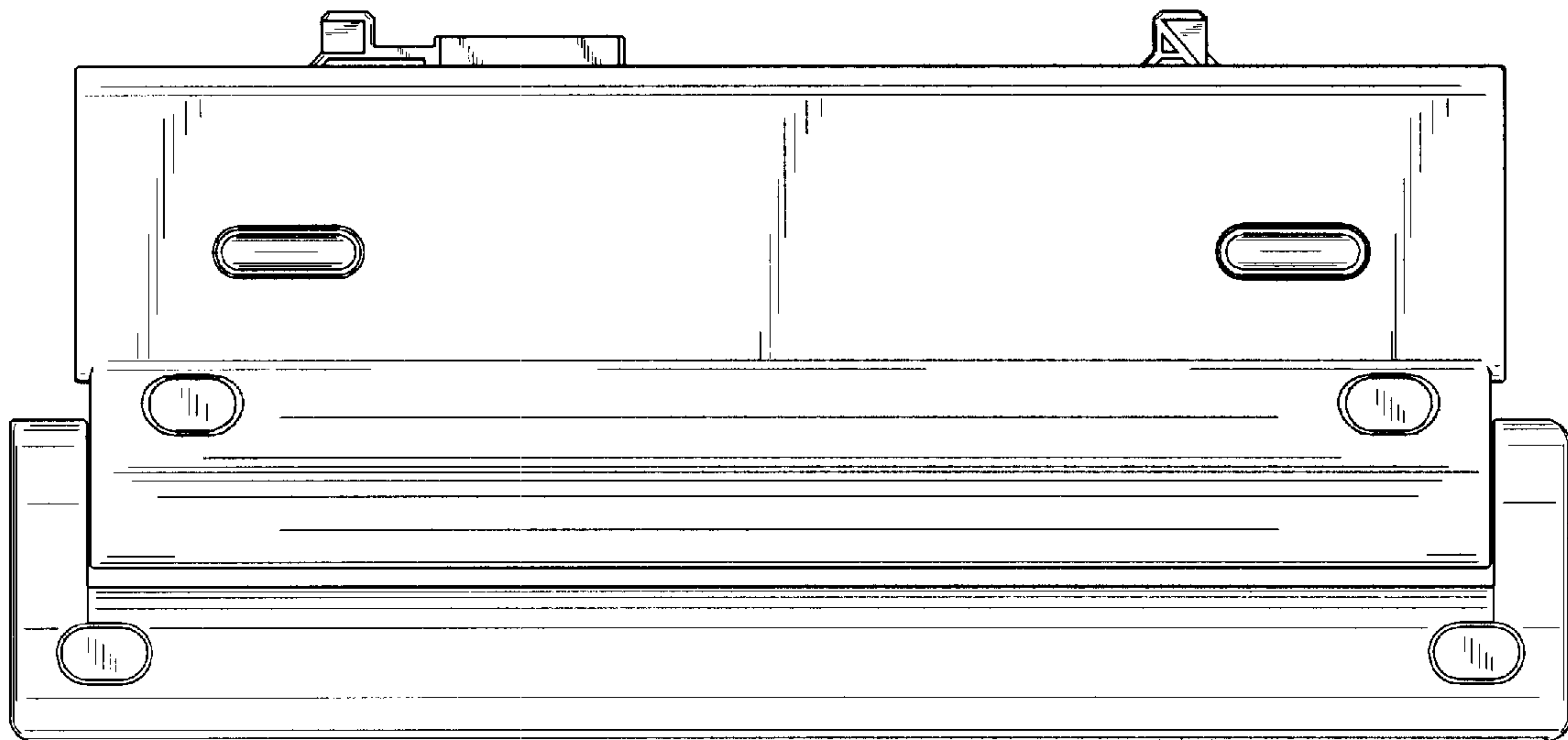
**Fig. 3**



**Fig. 4**



**Fig. 5**



**Fig. 6**