



US00D476907S

(12) **United States Design Patent**
Calvani et al.

(10) **Patent No.:** **US D476,907 S**

(45) **Date of Patent:** **** Jul. 8, 2003**

(54) **WRIST WATCH**

(75) Inventors: **Maria Christina Calvani**, Chambesy (CH); **Eric Bertrand**, Geneva (CH)

(73) Assignee: **Rolex Watch U.S.A., Inc.**, New York, NY (US)

(**) Term: **14 Years**

(21) Appl. No.: **29/157,660**

(22) Filed: **Mar. 22, 2002**

(51) **LOC (7) Cl.** **10-02**

(52) **U.S. Cl.** **D10/32**

(58) **Field of Search** D10/1-39, 122-132;
368/276-277, 285, 281-282; 224/164, 168,
178; D11/3-25; 63/1.11, 3, 5, 11

(56) **References Cited**

U.S. PATENT DOCUMENTS

D250,749 S	*	1/1979	Perrin	D10/39
D250,809 S	*	1/1979	Perrin	D10/39
D328,866 S	*	8/1992	Deleskiewicz	D10/39
D368,432 S	*	4/1996	Takashi	D10/31
D380,394 S	*	7/1997	Ludvig	D10/32
D455,969 S	*	4/2002	Wilson	D10/32

OTHER PUBLICATIONS

Jeweler's Circular—Keystone—Sep. 1978—p. 127—watch at top-left.*
Swiss Watch & Jewelry Journal—Feb. 1995—p.97—watches.*

Swiss Watch & Jewelry Journal—Feb. 1986—p. 356—watches at top.*

* cited by examiner

Primary Examiner—Nelson C. Holtje

(74) *Attorney, Agent, or Firm*—Morgan & Finnegan, LLP

(57) **CLAIM**

I claim the ornamental design for a wrist watch, as shown and described.

DESCRIPTION

FIG. 1 is a perspective view showing our new design for a wrist-watch.

FIG. 2 is a top plan view thereof.

FIG. 3 is a bottom plan view thereof.

FIG. 4 is a front plan view thereof;

FIG. 5 is a rear plan view thereof;

FIG. 6 is a right plan view thereof; and,

FIG. 7 is a left plan view thereof.

The broken line showing of FIGS. 1, 2, 6, and 7 is for illustrative purposes only and forms no part of the claimed design.

1 Claim, 7 Drawing Sheets



FIG. 1



FIG. 2



FIG. 3

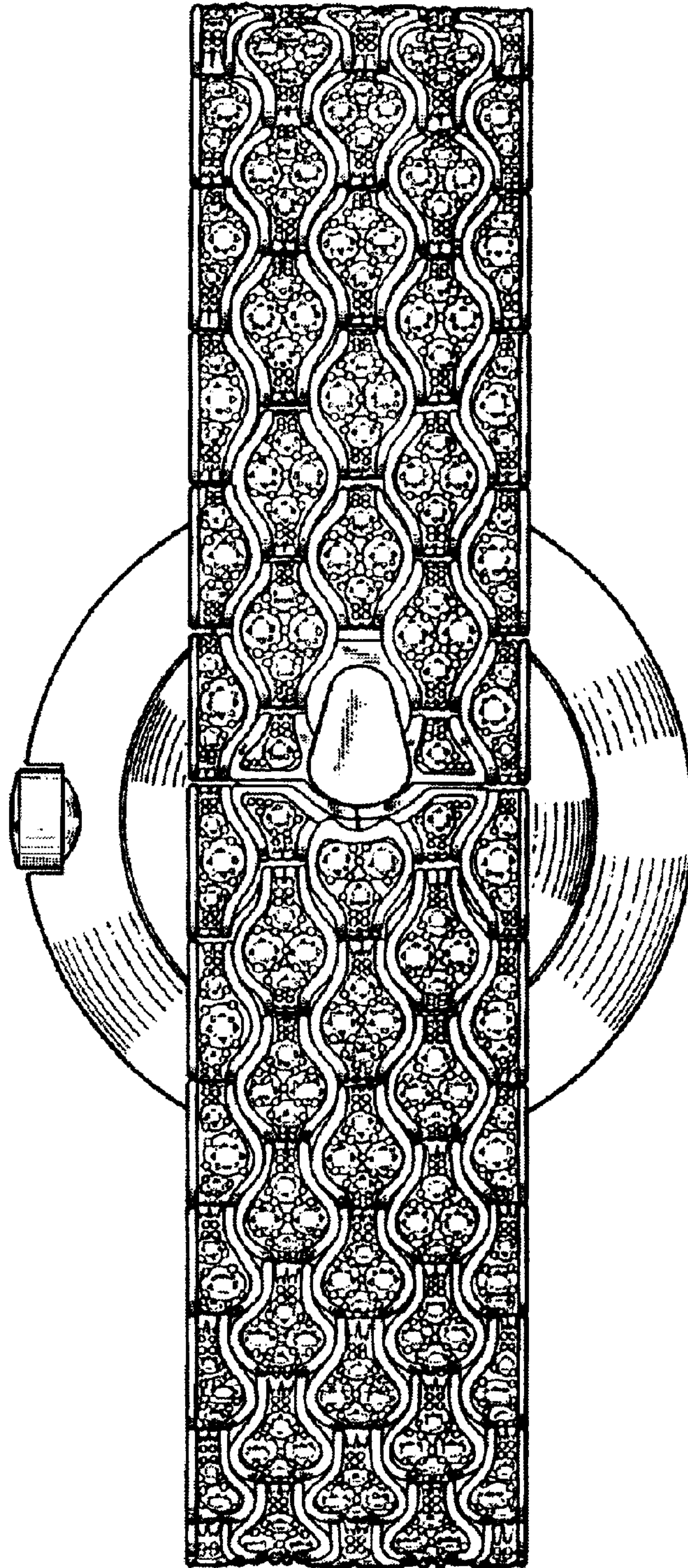


FIG. 4




FIG. 5




FIG. 6

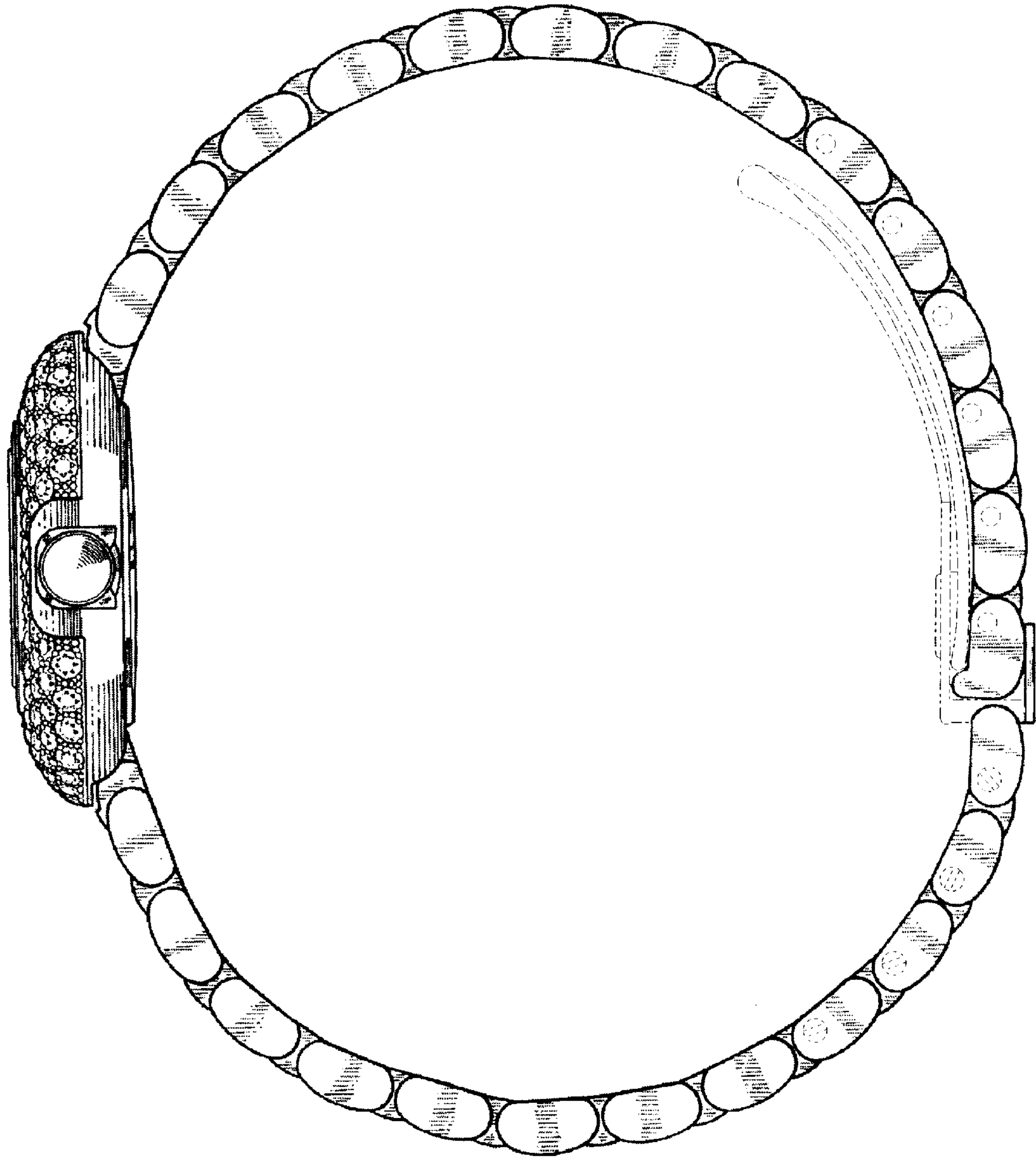


FIG. 7

