



US00D476904S

(12) **United States Design Patent**
Chan

(10) **Patent No.:** **US D476,904 S**

(45) **Date of Patent:** **** Jul. 8, 2003**

(54) **CLOCK**

(75) Inventor: **Raymond Chan**, Woodland Heights (HK)

(73) Assignee: **IDT-LCD Holdings (BVI) Limited**, Tortola (VG)

(**) Term: **14 Years**

(21) Appl. No.: **29/164,959**

(22) Filed: **Aug. 5, 2002**

(51) **LOC (7) Cl.** **10-01**

(52) **U.S. Cl.** **D10/15; D10/26**

(58) **Field of Search** D10/1-40, 122-132; D14/170; 368/280-282, 276-277, 28-30, 285, 239-242, 82-84, 41-44

(56) **References Cited**

U.S. PATENT DOCUMENTS

D150,145 S	*	7/1948	Lolli et al.	D14/170
D220,913 S	*	6/1971	Judson	D10/20
D229,438 S	*	11/1973	Klatic	D14/170
D256,237 S	*	8/1980	Vong	D14/170

D263,688 S	*	4/1982	Bologna et al.	D10/60
D316,821 S	*	5/1991	Wada	D10/24
D342,520 S	*	12/1993	Totsuka	D14/170
D353,141 S	*	12/1994	Peersmann	D14/170
D366,874 S	*	2/1996	Robinson et al.	D14/163
D442,496 S	*	5/2001	Haupt	D10/4
D466,416 S	*	12/2002	Chan	D10/1

* cited by examiner

Primary Examiner—Nelson C. Holtje

(74) *Attorney, Agent, or Firm*—Leydig, Voit & Mayer, Ltd.

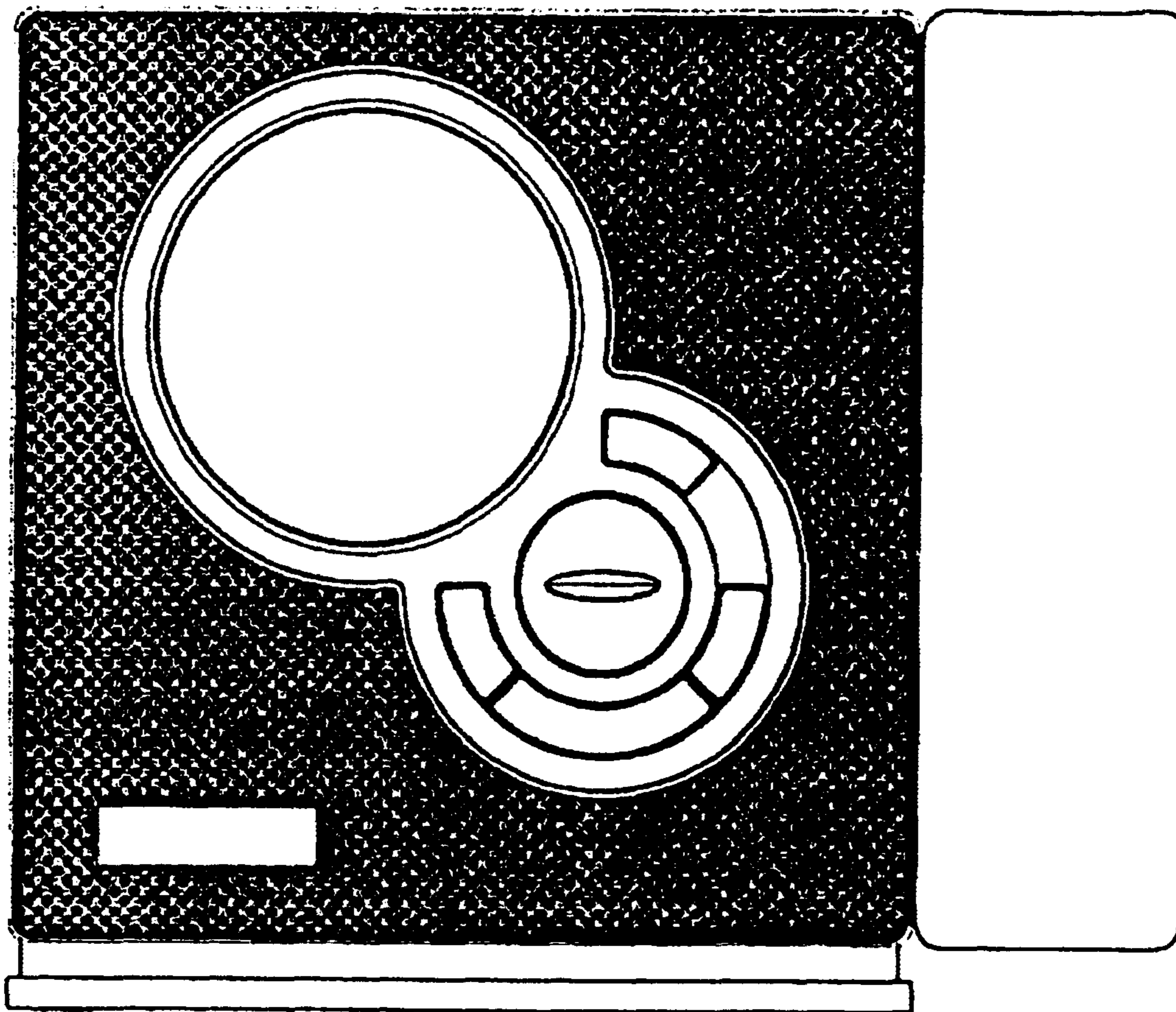
(57) **CLAIM**

The ornamental design for a clock, as shown and described.

DESCRIPTION

FIG. 1 is a front elevational view of a clock showing my new design;
 FIG. 2 is a rear elevational view thereof;
 FIG. 3 is a top plan view thereof;
 FIG. 4 is a bottom plan view thereof;
 FIG. 5 is a left side elevational view; and,
 FIG. 6 is a right side elevational view thereof.

1 Claim, 2 Drawing Sheets



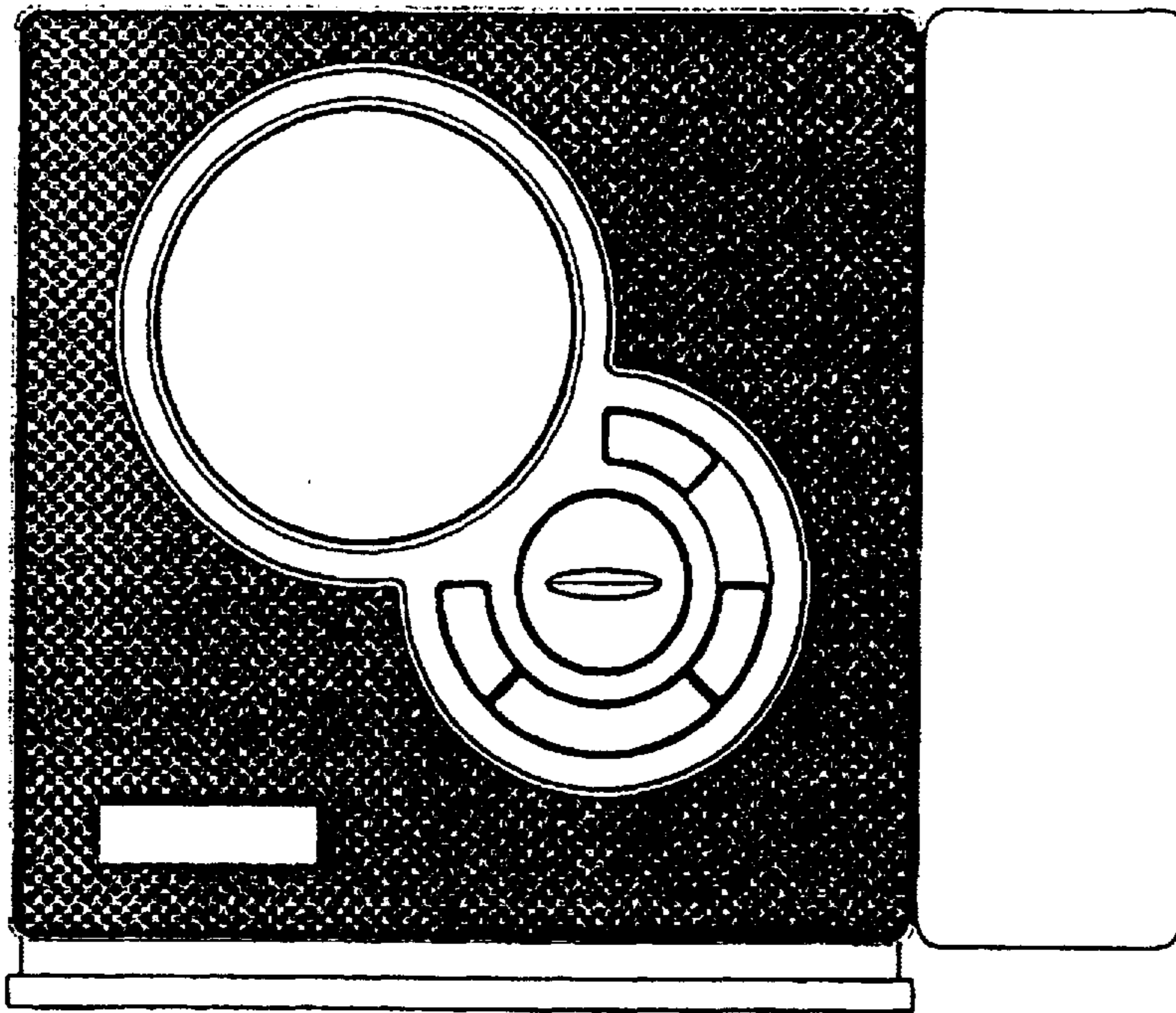


FIG. 1

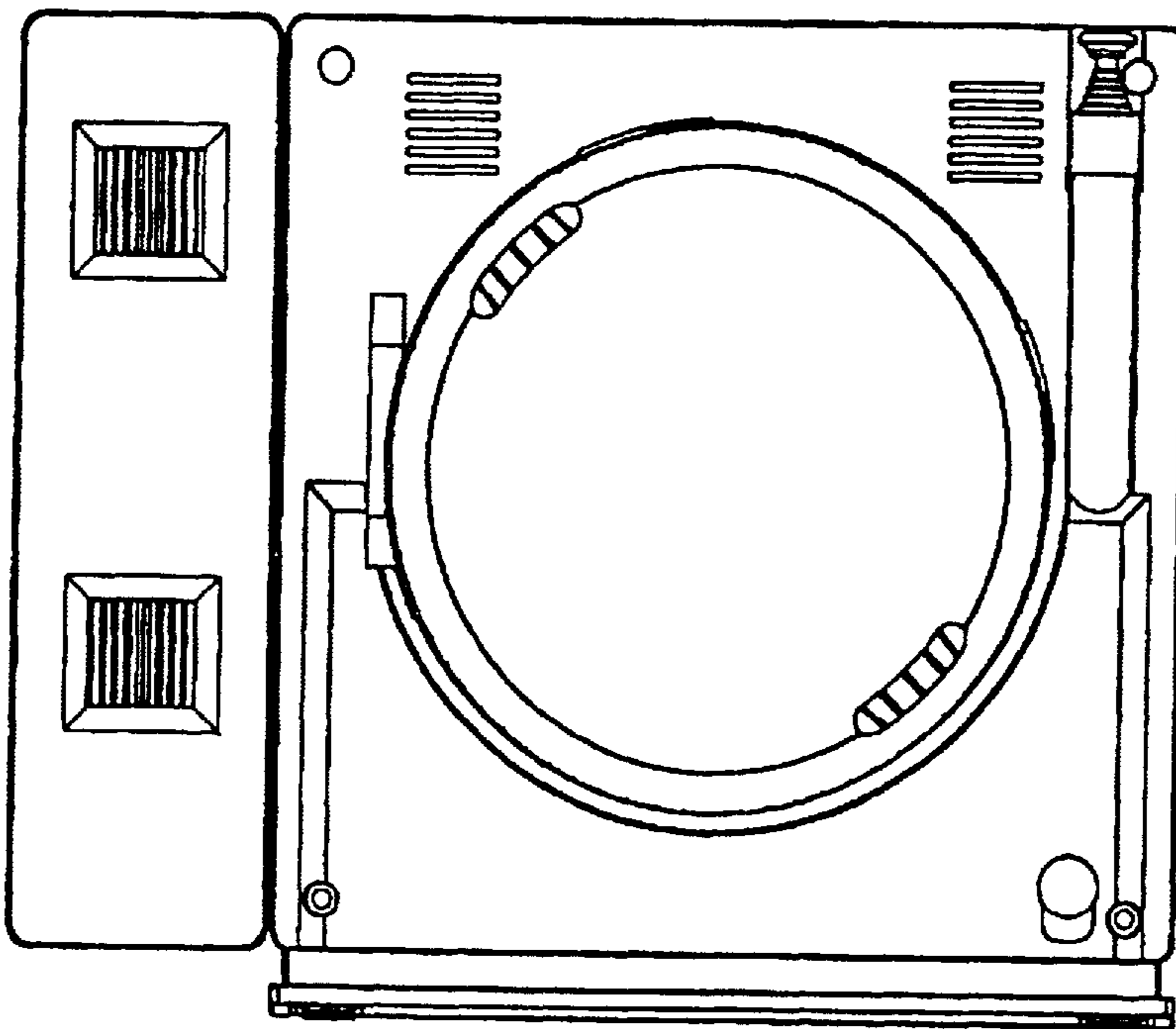


FIG. 2

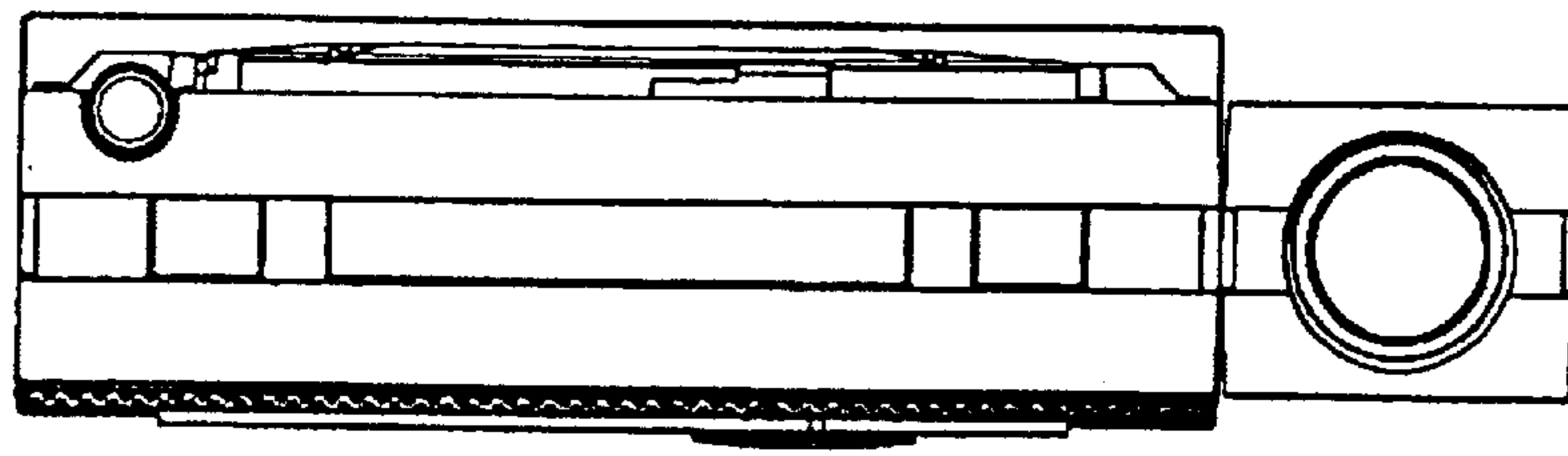


FIG. 3

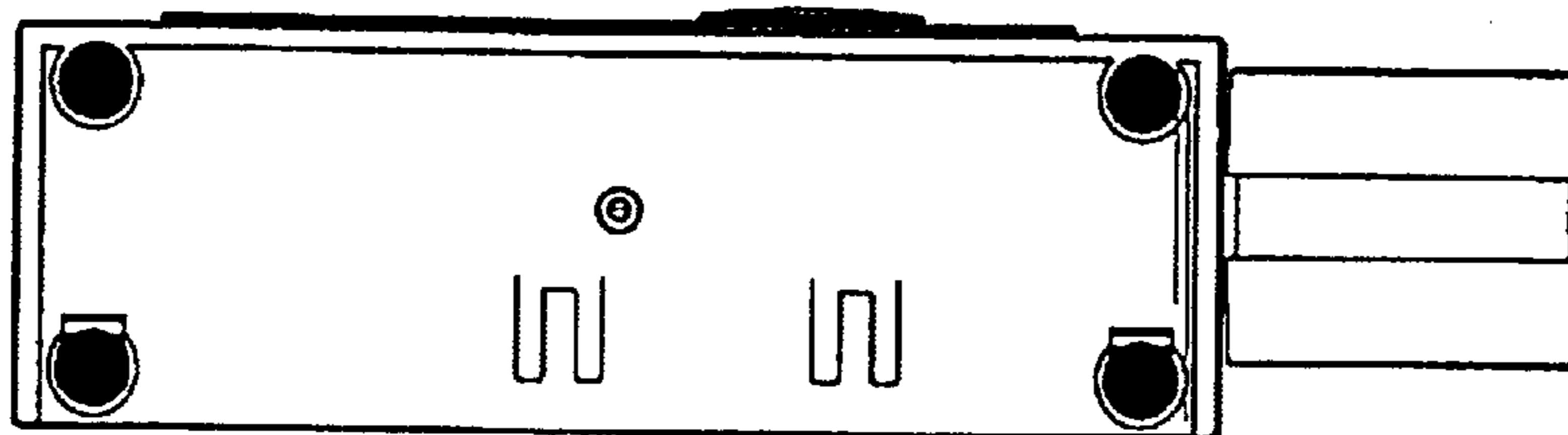


FIG. 4

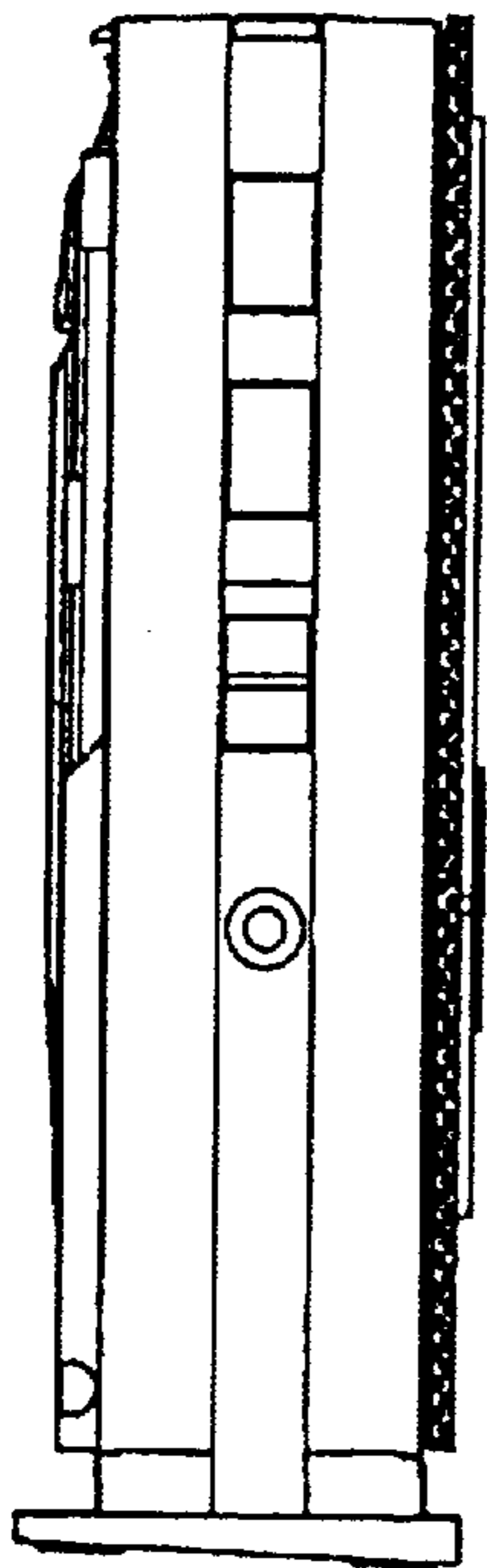


FIG. 5



FIG. 6