



US00D476889S

(12) **United States Design Patent**
Fields

(10) **Patent No.:** **US D476,889 S**

(45) **Date of Patent:** **** Jul. 8, 2003**

(54) **CAN END**

(75) **Inventor:** **Brian Fields, Lemont, IL (US)**

(73) **Assignee:** **Crown Cork & Seal Technologies Corporation, Alsip, IL (US)**

(**) **Term:** **14 Years**

(21) **Appl. No.:** **29/149,028**

(22) **Filed:** **Oct. 1, 2001**

5,964,366 A * 10/1999 Hurst et al. 220/270
6,024,239 A 2/2000 Turner et al.
D448,666 S * 10/2001 Fields D9/438
6,330,954 B1 12/2001 Turner et al.

FOREIGN PATENT DOCUMENTS

DE 2 553 835 6/1976
EP 432 659 6/1991
WO WO 96/37414 11/1996
WO WO 97/29960 8/1997
WO WO 97/30902 8/1997

* cited by examiner

Primary Examiner—Dominic Simone

(74) *Attorney, Agent, or Firm*—Woodcock Washburn LLP

Related U.S. Application Data

(63) Continuation of application No. 29/135,401, filed on Jan. 12, 2001, now Pat. No. Des. 448,666.

(51) **LOC (7) Cl.** **09-07**

(52) **U.S. Cl.** **D9/438**

(58) **Field of Search** D9/434, 438, 499;
220/269, 270, 906, 907; 206/139

(57) **CLAIM**

The ornamental design for a can end, as shown.

DESCRIPTION

FIG. 1 is a top perspective view of a can end showing my new design;

FIG. 2 is a top plan view thereof,

FIG. 3 is a side elevational view thereof; the other side being a mirror image thereof; and,

FIG. 4 is a bottom plan view thereof.

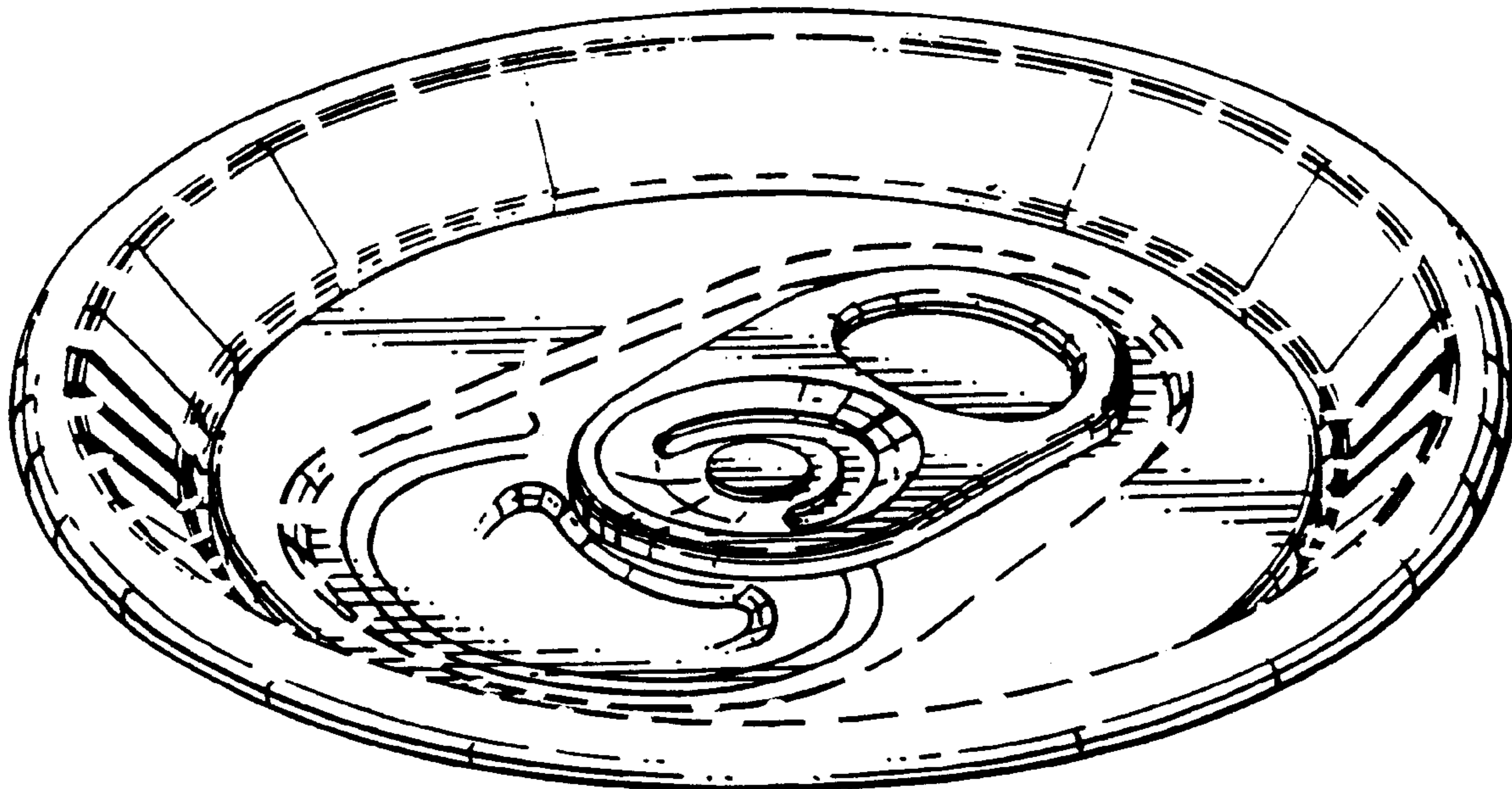
The dashed lines are shown in the views for illustrative or disclosure purposes only, and form no part of the claimed design.

(56) **References Cited**

U.S. PATENT DOCUMENTS

D218,961 S * 10/1970 Kennedy D2/438
D243,833 S * 3/1977 Markert D9/438
4,084,721 A 4/1978 Perry
4,465,204 A 8/1984 Kaminski et al.
5,711,448 A 1/1998 Clarke, III 220/269
5,715,964 A 2/1998 Turner et al.
5,875,911 A 3/1999 McEldowney
D411,107 S * 6/1999 Turner et al. D9/438

1 Claim, 2 Drawing Sheets



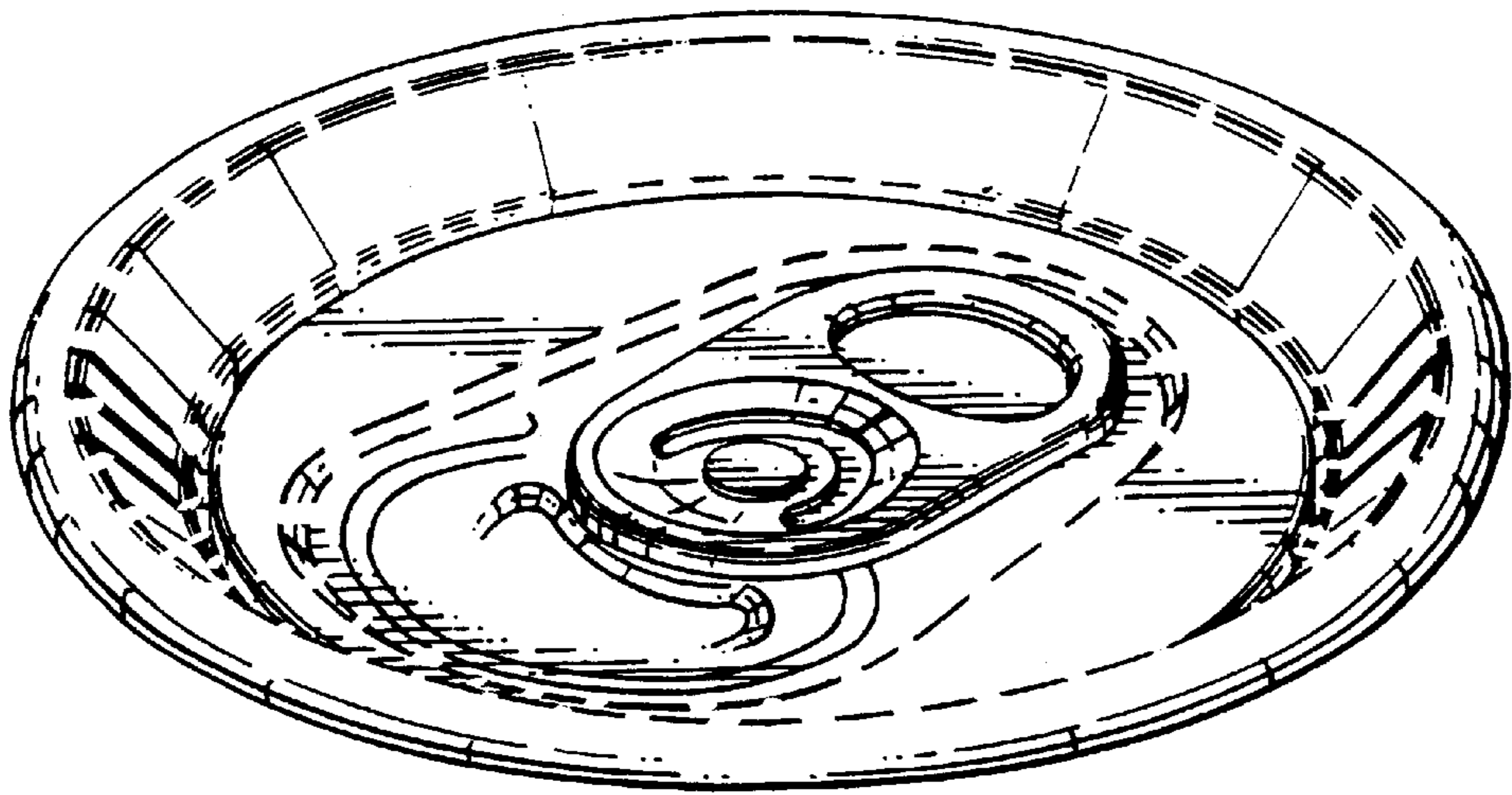


Fig. 1.

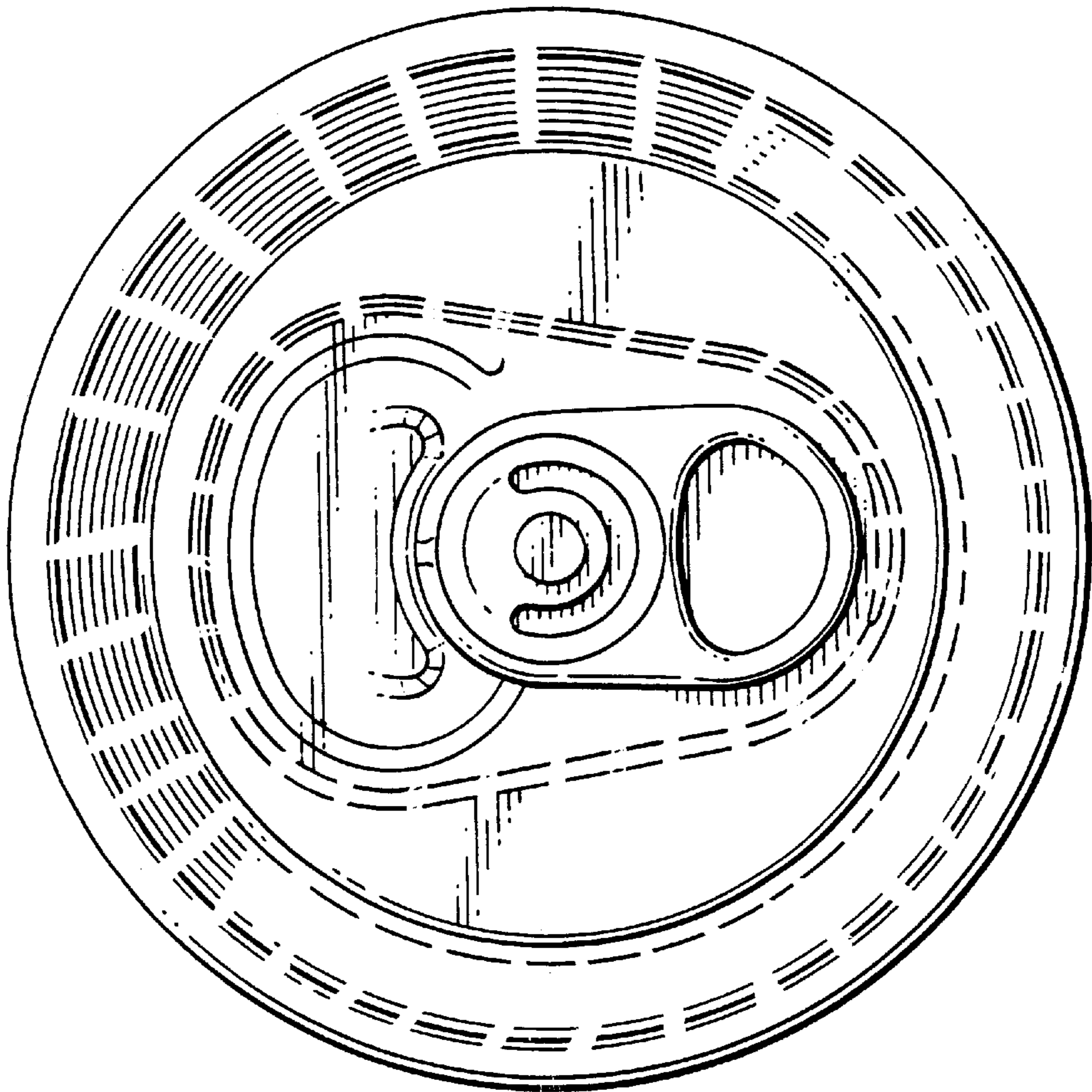


Fig. 2.




Fig.3.

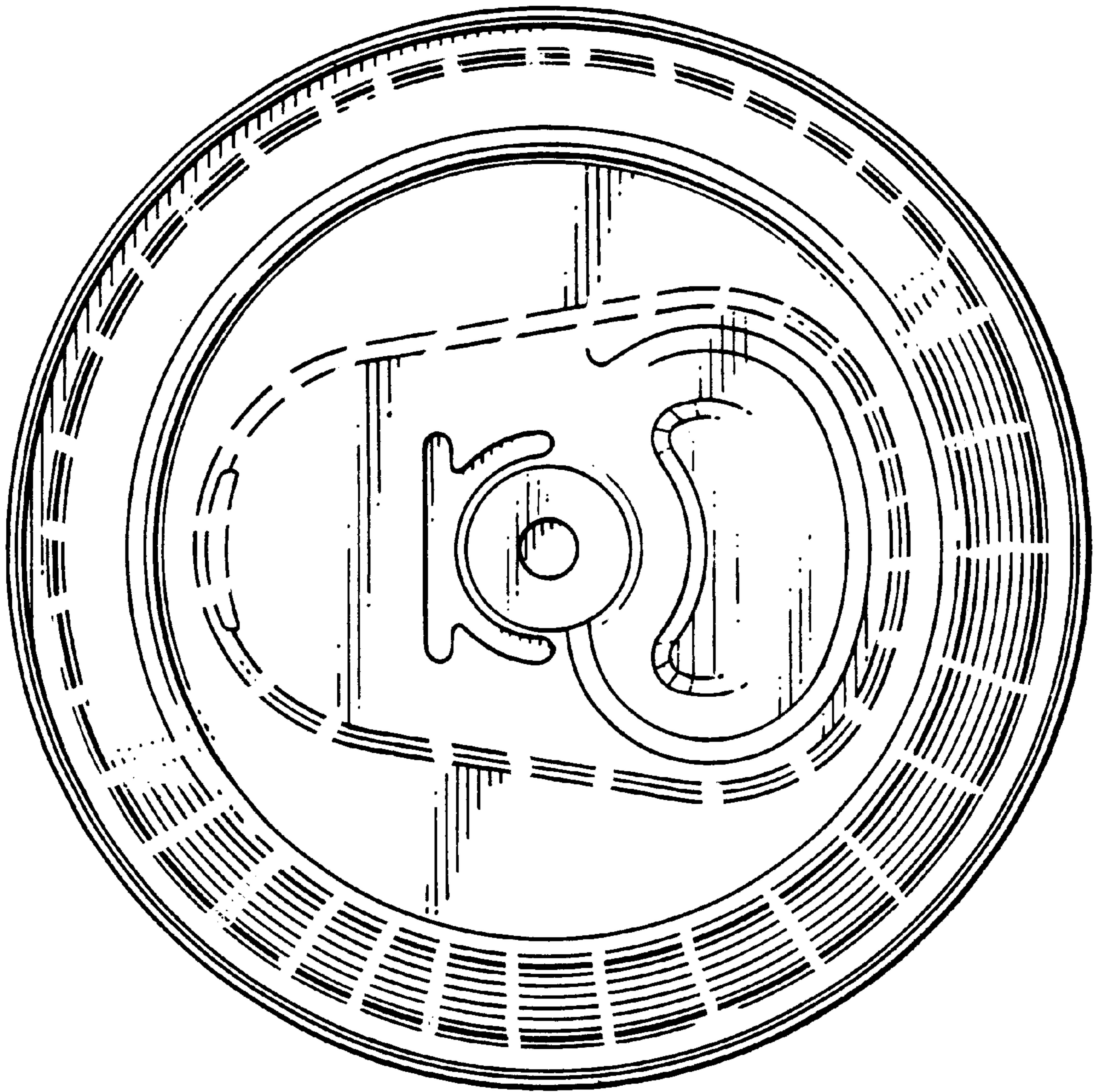


Fig.4.