



US00D476885S

(12) **United States Design Patent**
Balanchi

(10) **Patent No.:** **US D476,885 S**

(45) **Date of Patent:** **** Jul. 8, 2003**

(54) **CONTAINER FOR A MAGNETIC TOY**
(76) **Inventor:** **Steven H. Balanchi**, 151 Wonder View
Dr., Glendale, CA (US) 91202

D366,412 S * 1/1996 Peischi et al. D9/415
D400,098 S * 10/1998 Wang D9/415
D469,686 S * 2/2003 Yang D9/415
D471,099 S * 3/2003 Yang D9/415

(**) **Term:** **14 Years**

* cited by examiner

(21) **Appl. No.:** **29/167,755**

Primary Examiner—Prabhakar Deshmukh
(74) *Attorney, Agent, or Firm*—Frederick Gotha

(22) **Filed:** **Sep. 23, 2002**

(57) **CLAIM**

(51) **LOC (7) Cl.** **09-03**

The ornamental design for a container for a magnetic toy, as shown and described.

(52) **U.S. Cl.** **D9/415**

(58) **Field of Search** D9/418, 415, 341;
206/461-471, 806, 475, 579, 320, 459.1,
775, 776, 779, 780; 220/4.22, 4.23, 4.24

DESCRIPTION

(56) **References Cited**

U.S. PATENT DOCUMENTS

4,285,157 A * 8/1981 Loambert 206/579
4,423,811 A * 1/1984 Knapp 206/470 X
4,512,474 A * 4/1985 Harding 206/467
4,899,877 A * 2/1990 Kierman 206/470
D320,934 S * 10/1991 Cross et al. D9/415
D365,753 S * 1/1996 Sibbio D9/415

FIG. 1 is a perspective view of a container for a magnetic toy showing my new design;
FIG. 2 is a front view of the container for a magnetic toy shown in perspective in FIG. 1;
FIG. 3 is a right side view thereof and is the mirror image of the left side view;
FIG. 4 is a top view thereof; and,
FIG. 5 is a bottom view thereof.

1 Claim, 3 Drawing Sheets

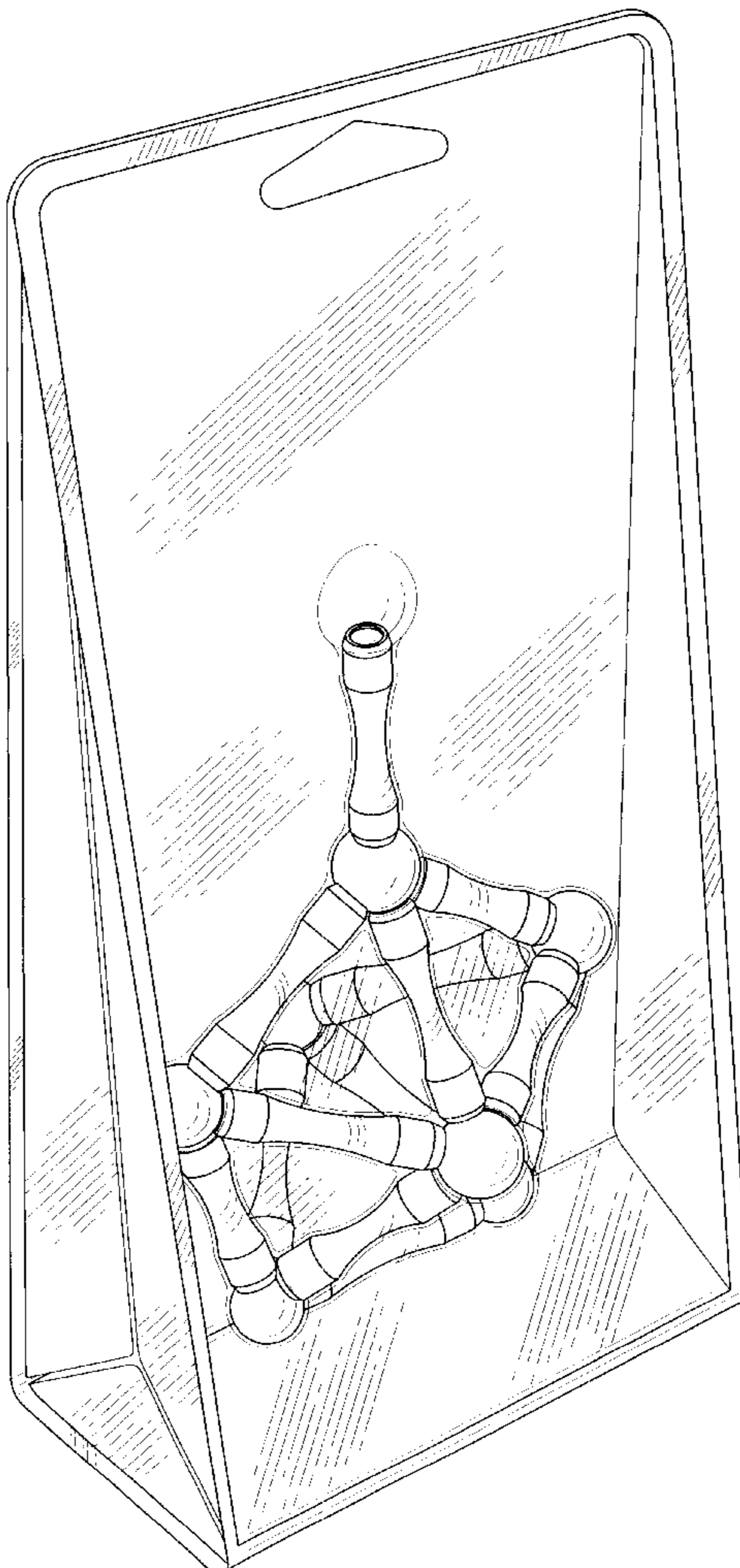


FIG. 1

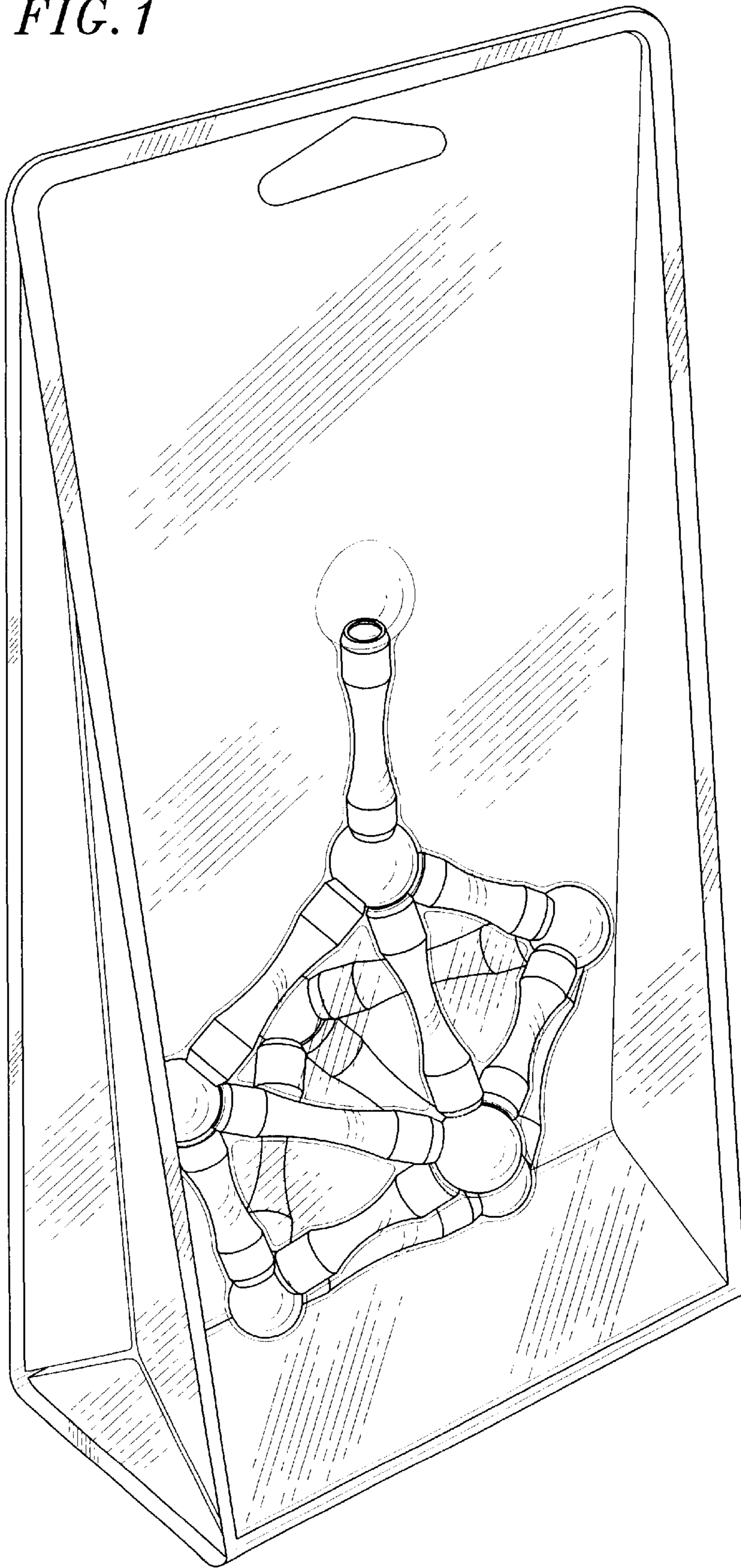


FIG. 2

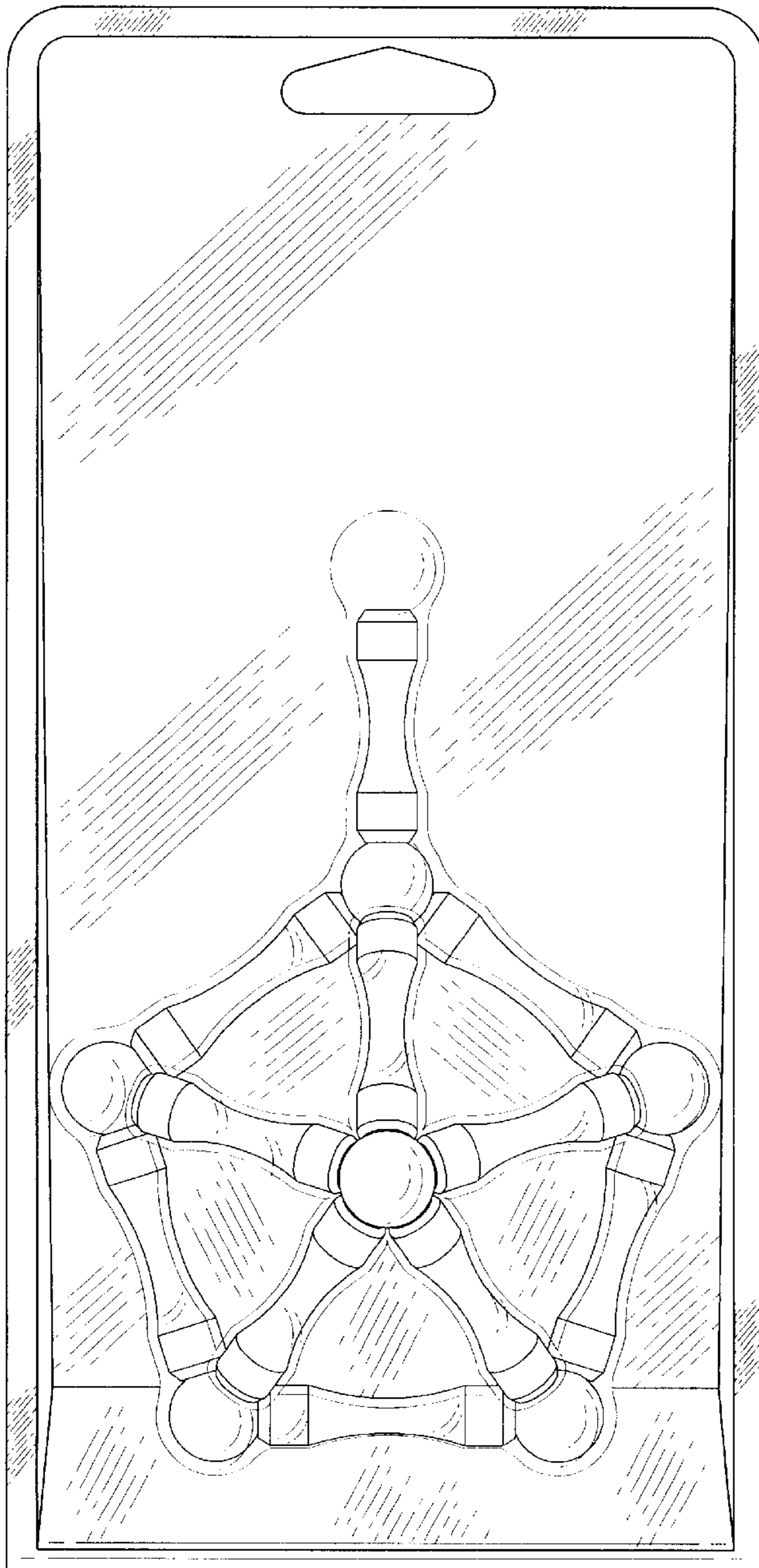


FIG. 3

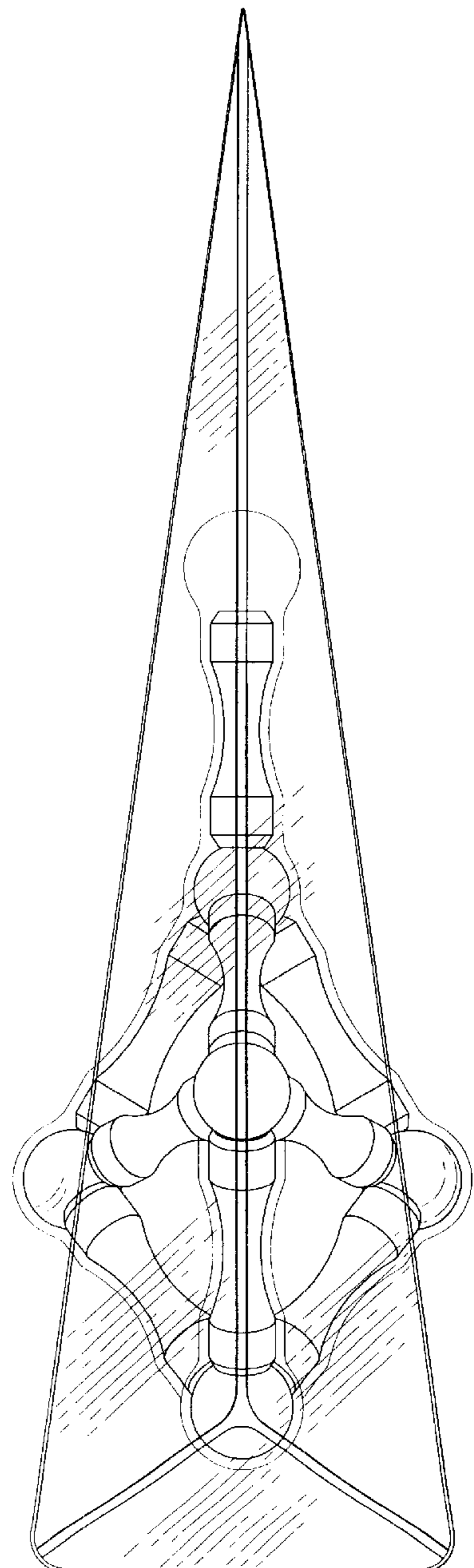


FIG. 4




FIG. 5

