



US00D476882S

(12) **United States Design Patent**
Gledhill et al.

(10) **Patent No.:** **US D476,882 S**
(45) **Date of Patent:** **** Jul. 8, 2003**

(54) **CASEMENT WINDOW OPERATOR**

(75) Inventors: **Steven Anthony Gledhill**, Wellington (NZ); **Tobias Peter Dallas**, Old Saybrook, CT (US)

(73) Assignee: **Roto Frank of America, Inc.**, Chester, CT (US)

(**) Term: **14 Years**

(21) Appl. No.: **29/152,838**

(22) Filed: **Dec. 28, 2001**

Related U.S. Application Data

(63) Continuation-in-part of application No. 29/137,854, filed on Feb. 28, 2001, now abandoned.

(51) **LOC (7) Cl.** **08-09**

(52) **U.S. Cl.** **D8/400; D8/301; D8/309**

(58) **Field of Search** **D8/300, 307-309, D8/400, 499; 49/342, 343, 341, 460; 74/545, 547, 553; 16/110.1; 292/336.3, 347, 356, 357**

(56) **References Cited**

U.S. PATENT DOCUMENTS

D160,682 S 10/1950 Zarbock

D360,357 S	7/1995	Peterson et al.	
D361,490 S	8/1995	Vetter	
5,531,138 A *	7/1996	Vetter	74/545
D379,917 S	6/1997	Vetter et al.	
5,740,632 A	4/1998	Peterson et al.	
D408,274 S *	4/1999	Vetter et al.	D8/400
D408,729 S *	4/1999	Virkler et al.	D8/400
6,164,156 A	12/2000	Purcell	
D442,464 S *	5/2001	Richardson	D8/330
D457,422 S *	5/2002	Gledhill et al.	D8/400

* cited by examiner

Primary Examiner—B. J. Bullock

(74) *Attorney, Agent, or Firm*—Marshall, Gerstein & Borun

(57) **CLAIM**

The ornamental design for a casement window operator, as shown and described.

DESCRIPTION

FIG. 1 is a perspective view of a casement window operator showing my new design;

FIG. 2 is a right-side elevational view thereof;

FIG. 3 is a left-side elevational view thereof;

FIG. 4 is a top plan view thereof; and,

FIG. 5 is a front plane view thereof.

The broken lines are for illustrative purposes only and form no part of the claimed design.

1 Claim, 2 Drawing Sheets

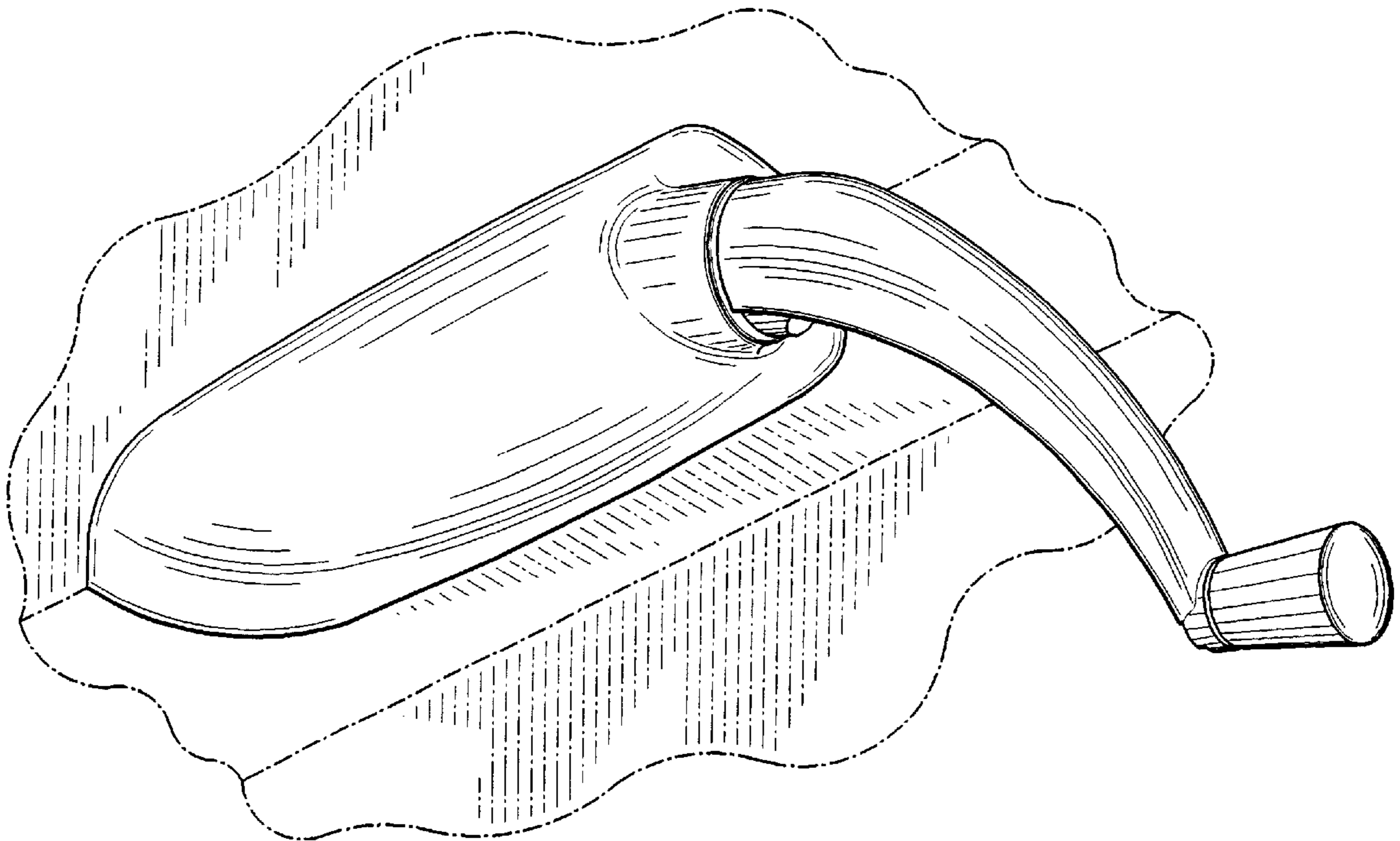


FIG.1

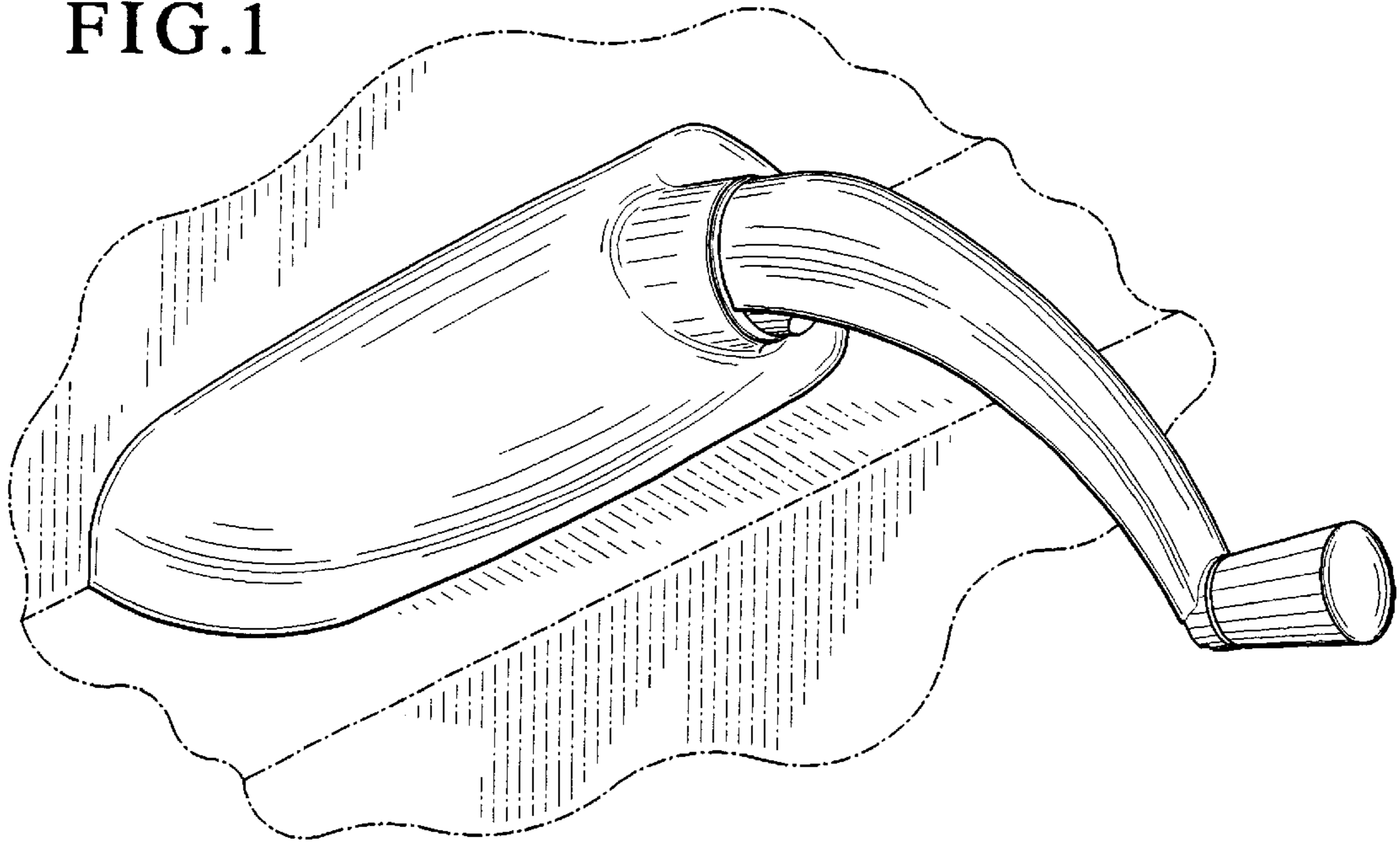


FIG.2


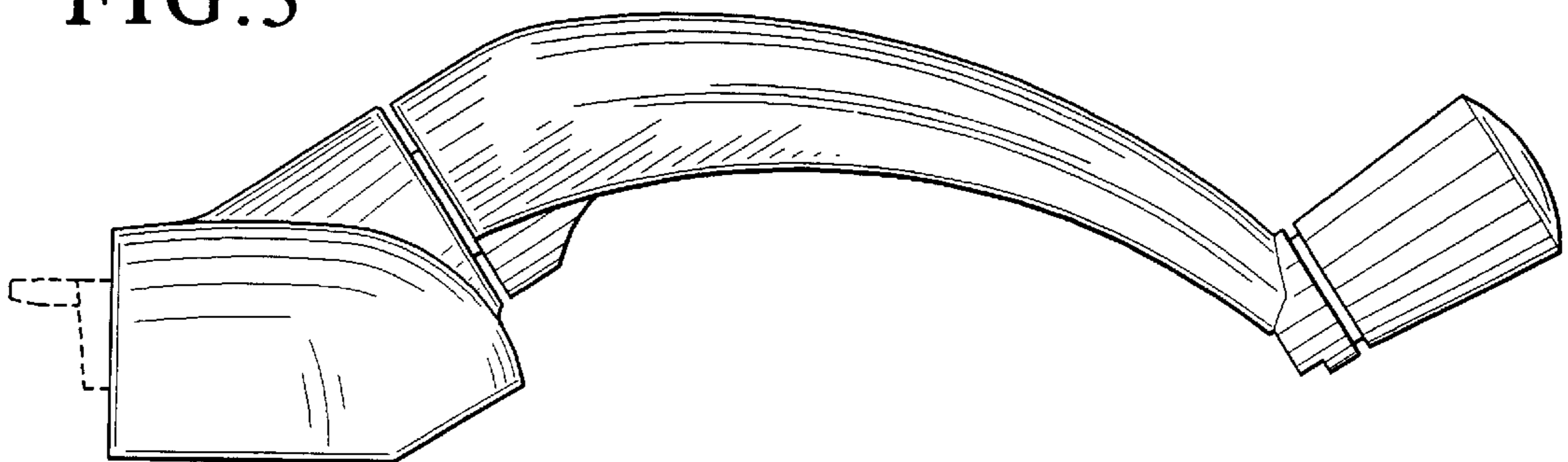


FIG.3



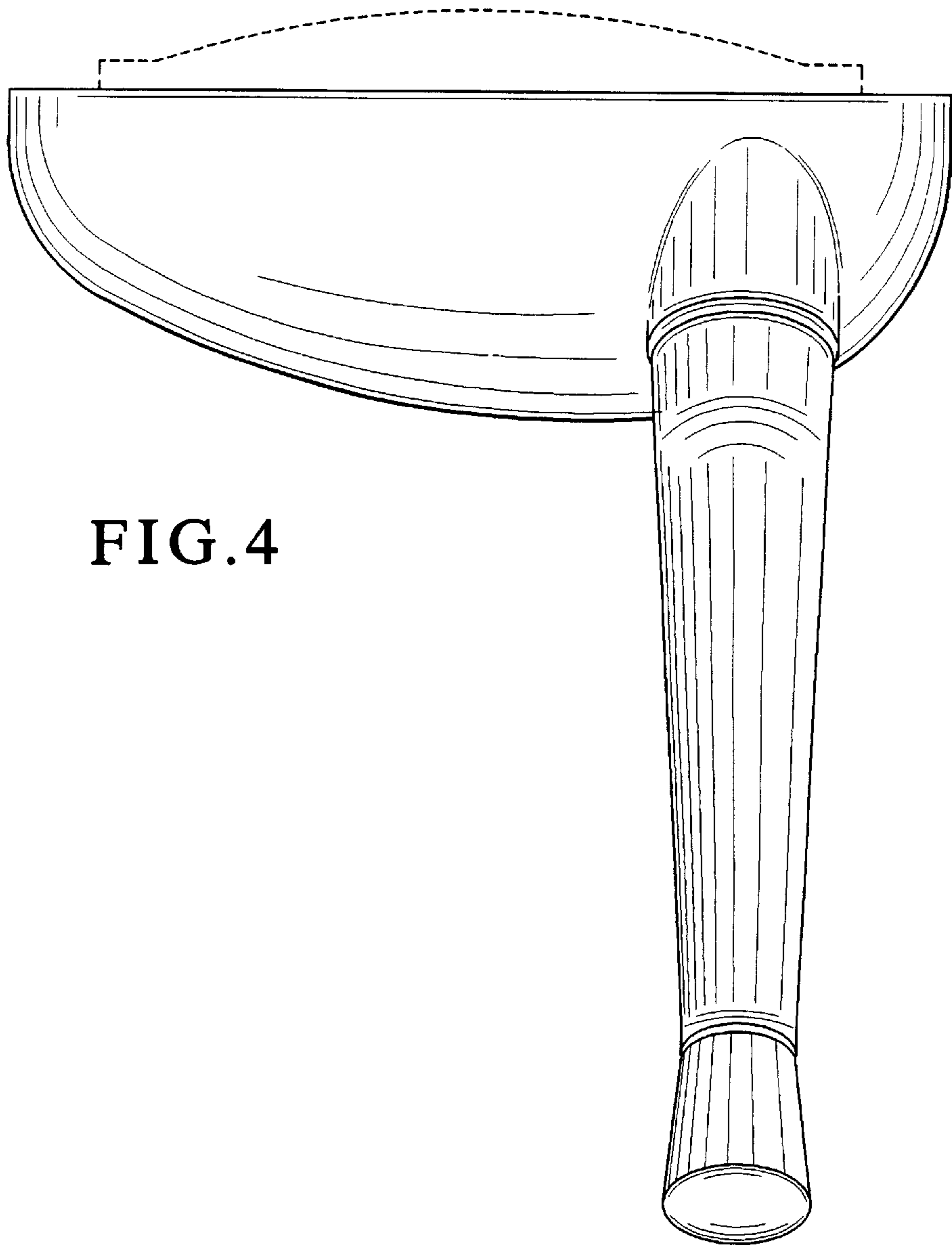


FIG. 4

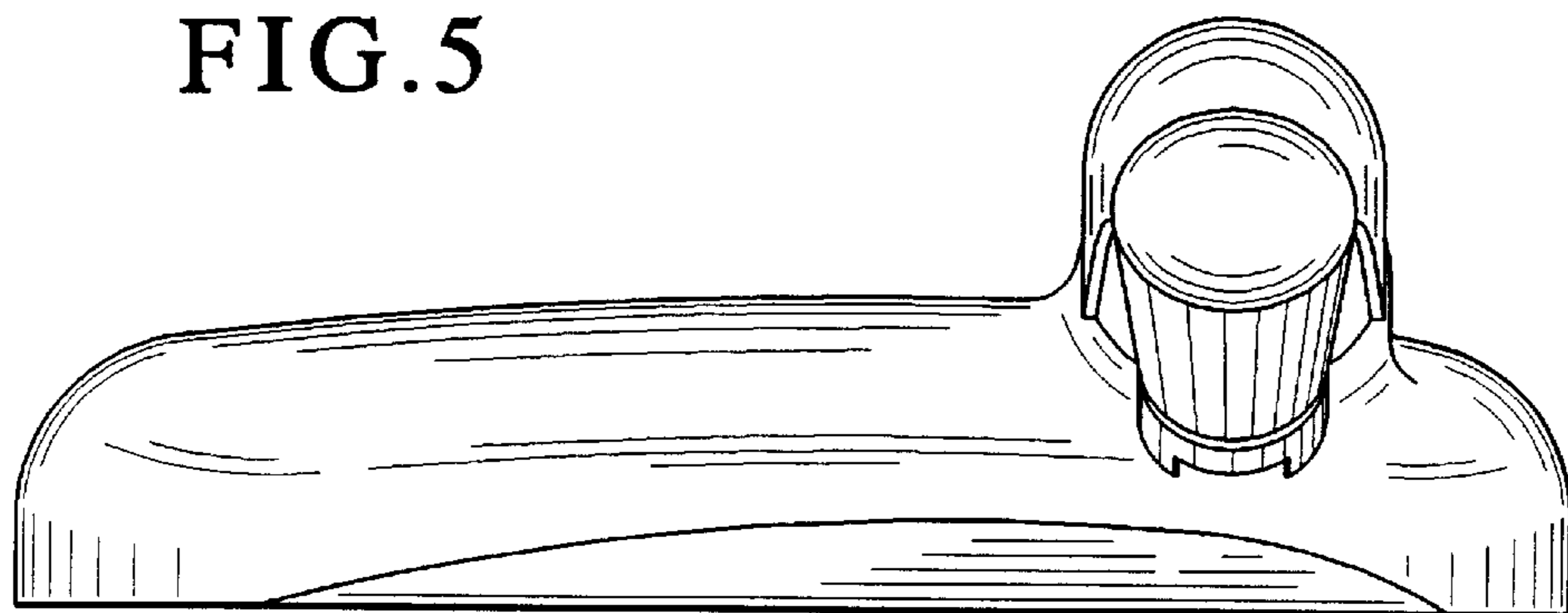


FIG. 5