



US00D476874S

(12) **United States Design Patent**  
**Kim**

(10) **Patent No.:** **US D476,874 S**

(45) **Date of Patent:** **\*\* Jul. 8, 2003**

(54) **TOOL, SELF PROTECTION BAR AND STORAGE CASE**

*Primary Examiner*—Philip S. Hyder  
(74) *Attorney, Agent, or Firm*—Jacobson Holman PLLC

(76) **Inventor:** **Tae Hyung Kim**, 2-702 sambo mansion, 580-4 yun san 1 dong, yun jae-ku, Busan (KR)

(57) **CLAIM**

I claim the ornamental design for a tool, self protection bar and storage case, as shown and described.

(\*\*) **Term:** **14 Years**

**DESCRIPTION**

(21) **Appl. No.:** **29/166,524**

FIG. 1 is a front perspective view of a tool, self protection bar and storage case embodying by design;

(22) **Filed:** **Aug. 30, 2002**

FIG. 2 is a front view of tool, self protection bar and storage case;

(51) **LOC (7) Cl.** ..... **08-05**

(52) **U.S. Cl.** ..... **D8/81; D22/117; D3/274; D8/98; D8/105**

FIG. 3 is a back view of tool, self protection bar and storage case;

(58) **Field of Search** ..... **D8/14, 81, 98, D8/105; D3/273, 274; D22/117; 7/143, 144, 145, 158, 159; 463/47.4**

FIG. 4 is a left side view of tool, self protection bar and storage case;

(56) **References Cited**

**U.S. PATENT DOCUMENTS**

D354,328	S	*	1/1995	McCarty	.....	D22/117
5,642,567	A	*	7/1997	Lin	.....	30/366
D385,771	S	*	11/1997	Chiang	.....	D8/105
D413,781	S	*	9/1999	Wong	.....	D8/81
D417,130	S	*	11/1999	Hollinger	.....	D8/81
D420,269	S	*	2/2000	Ben-Moshe	.....	D8/81

FIG. 5 is a right side view of tool, self protection bar and storage case;

FIG. 6 is a top view of tool, self protection bar and storage case; and,

FIG. 7 is a bottom view of tool, self protection bar and storage case.

\* cited by examiner

**1 Claim, 4 Drawing Sheets**




FIG. 1




FIG. 2




FIG. 3




FIG. 4




FIG. 5




FIG.6

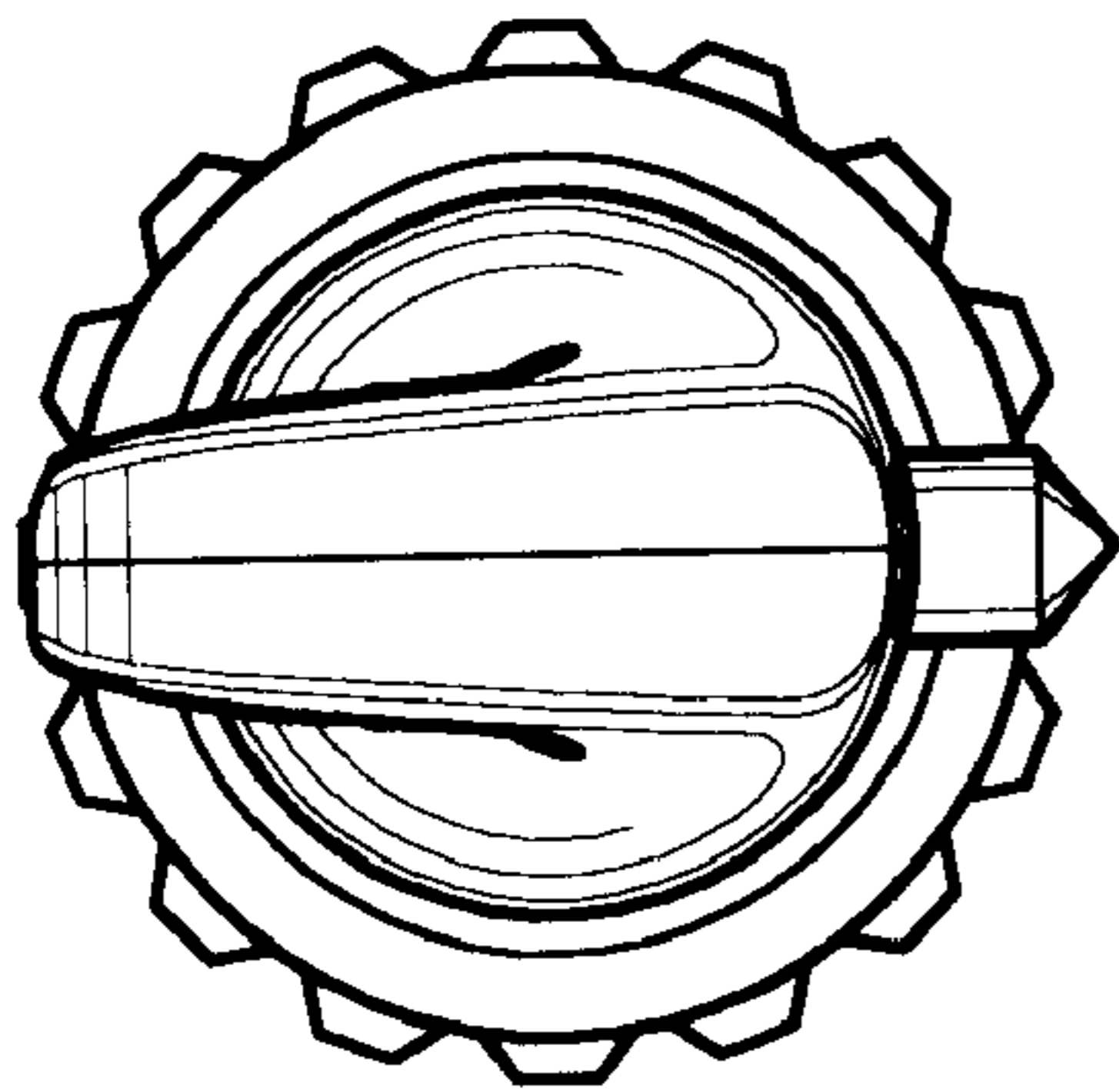


FIG.7

