



US00D476818S

(12) **United States Design Patent**  
**Stravitz**

(10) **Patent No.:** **US D476,818 S**

(45) **Date of Patent:** **\*\* Jul. 8, 2003**

(54) **DISPLAY FRAME**

(76) Inventor: **David M. Stravitz**, 16 Park Ave., Suite 14A, New York, NY (US) 10016

(\*\*) Term: **14 Years**

(21) Appl. No.: **29/152,861**

(22) Filed: **Oct. 25, 2001**

(51) **LOC (7) Cl.** ..... **06-07**

(52) **U.S. Cl.** ..... **D6/300**

(58) **Field of Search** ..... D6/300-303, 308-314;  
40/700, 714, 715, 721-722, 735, 737-739,  
790, 798, 800, 724, 759, 765, 766, 767;  
359/838, 850, 854, 855; 248/489

(56) **References Cited**

**U.S. PATENT DOCUMENTS**

- 2,402,717 A \* 6/1946 Winer ..... 248/489
- D183,774 S \* 10/1958 Stefanakis ..... D6/310
- 2,952,431 A \* 9/1960 Pedley ..... 40/759
- D198,853 S \* 8/1964 Hoshour ..... D6/300

- 4,065,091 A \* 12/1977 Ulrich ..... 248/473
- D278,496 S \* 4/1985 Hausman ..... D6/310

\* cited by examiner

*Primary Examiner*—Janice E. Seeger

(74) *Attorney, Agent, or Firm*—Frishauf, Holtz, Goodman & Chick, P.C.

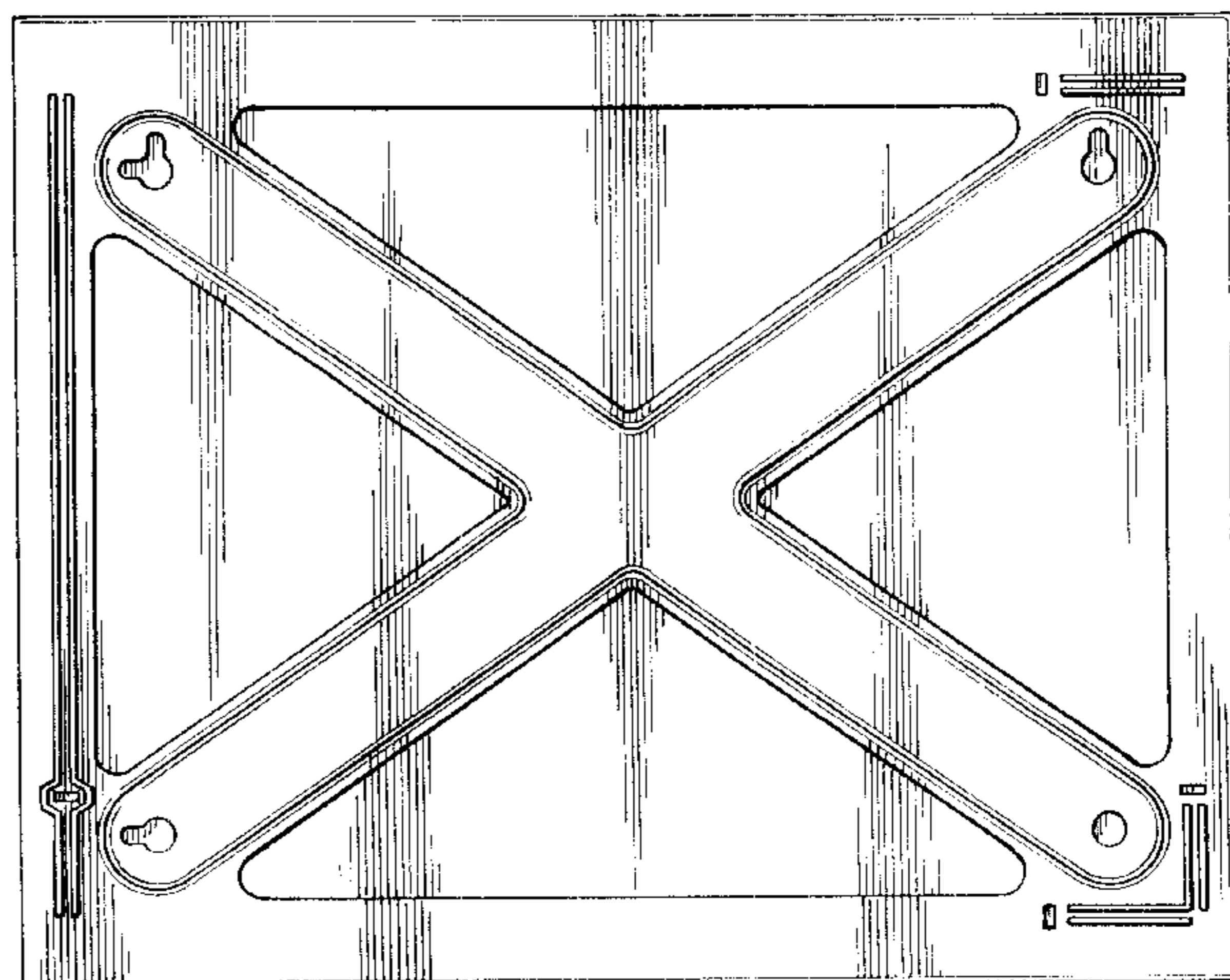
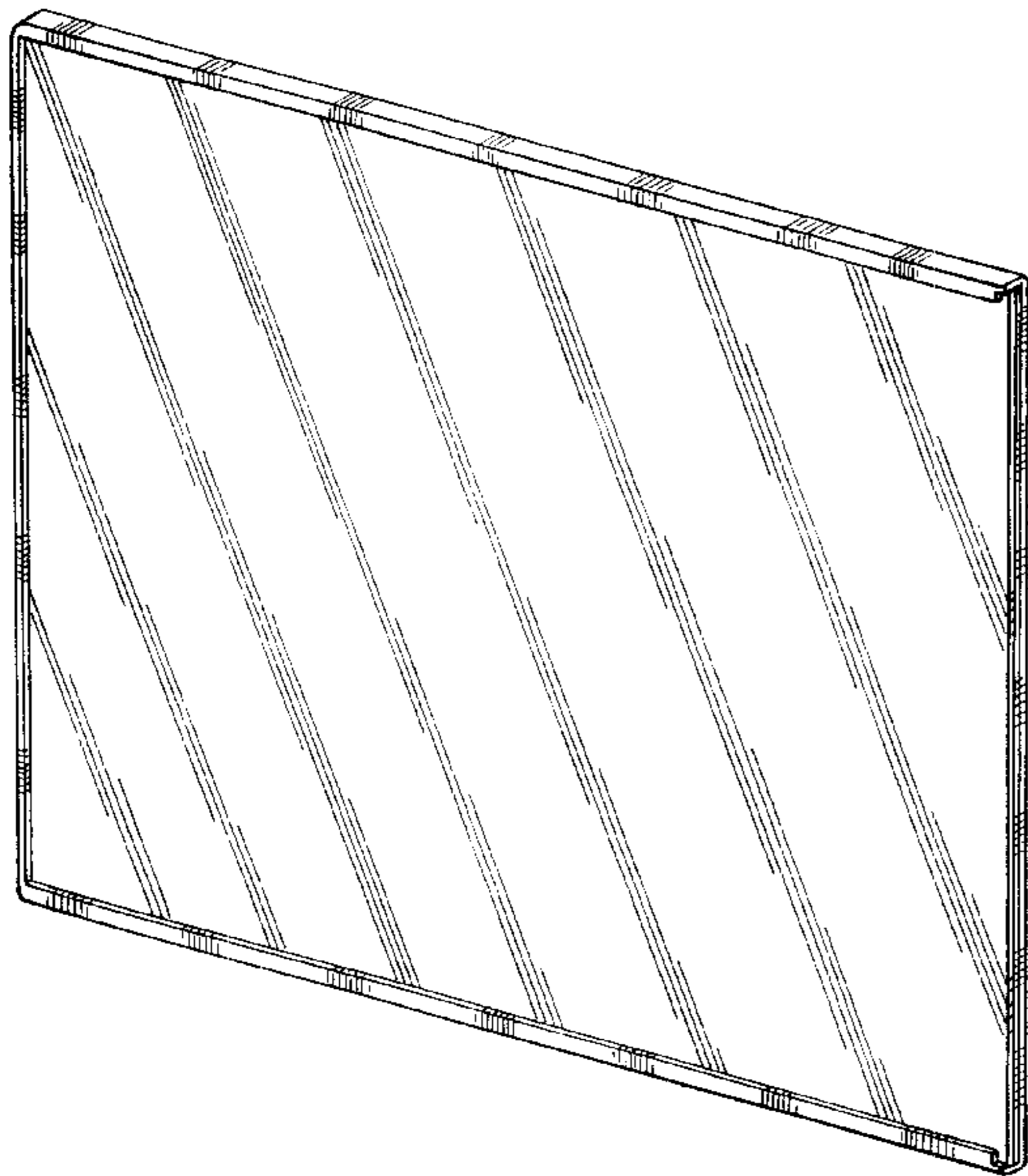
(57) **CLAIM**

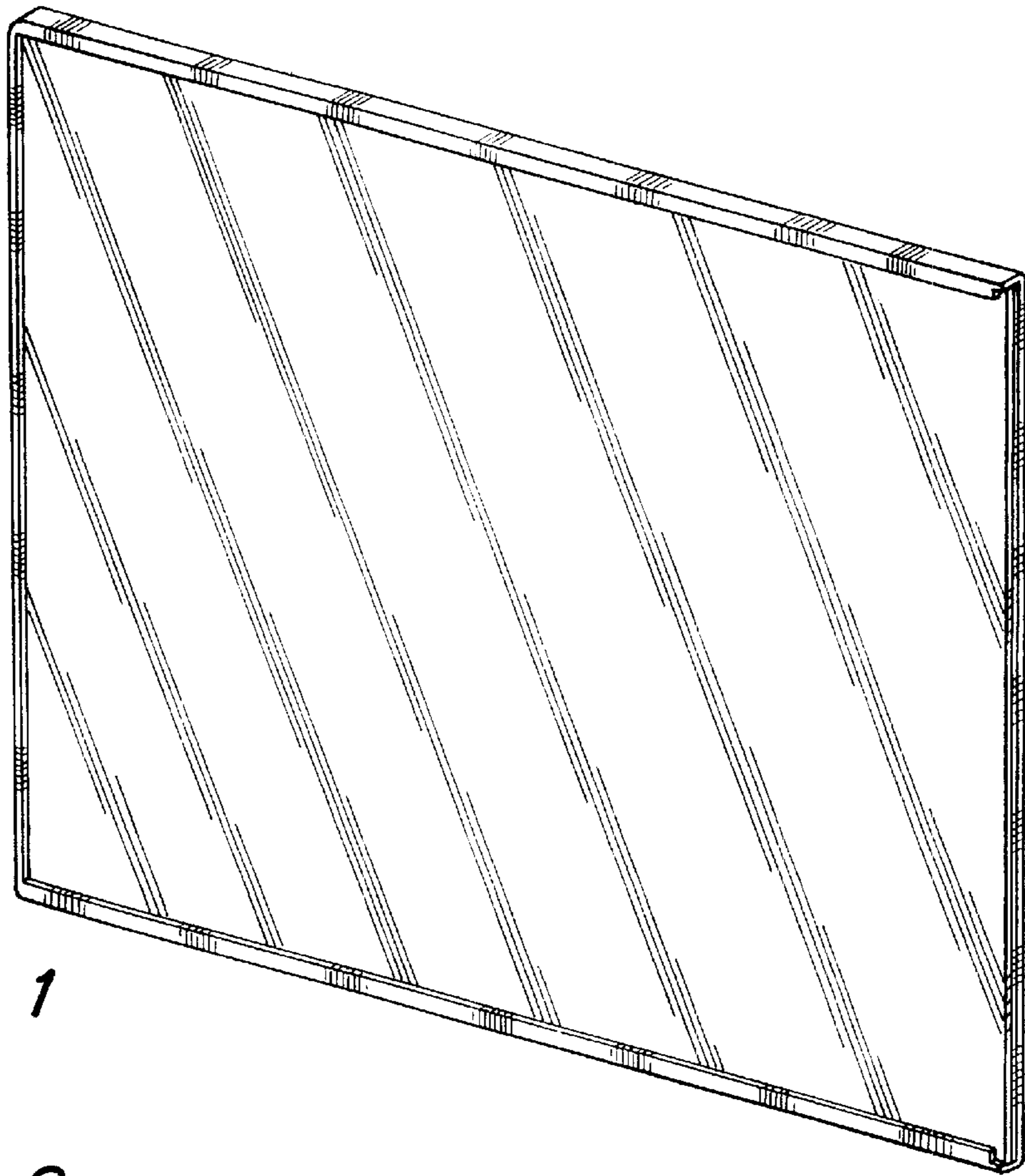
The ornamental design for a display frame, as shown and described.

**DESCRIPTION**

FIG. 1 is a top, front, right side perspective view of a display frame showing my new design;  
 FIG. 2 is a front elevational view thereof;  
 FIG. 3 is a left side elevational view thereof;  
 FIG. 4 is a right side elevational view thereof;  
 FIG. 5 is a top plan view thereof, the bottom plan view being a mirror image; and,  
 FIG. 6 is a rear elevational view thereof.


**1 Claim, 3 Drawing Sheets**





*Fig. 1*

*Fig. 2*





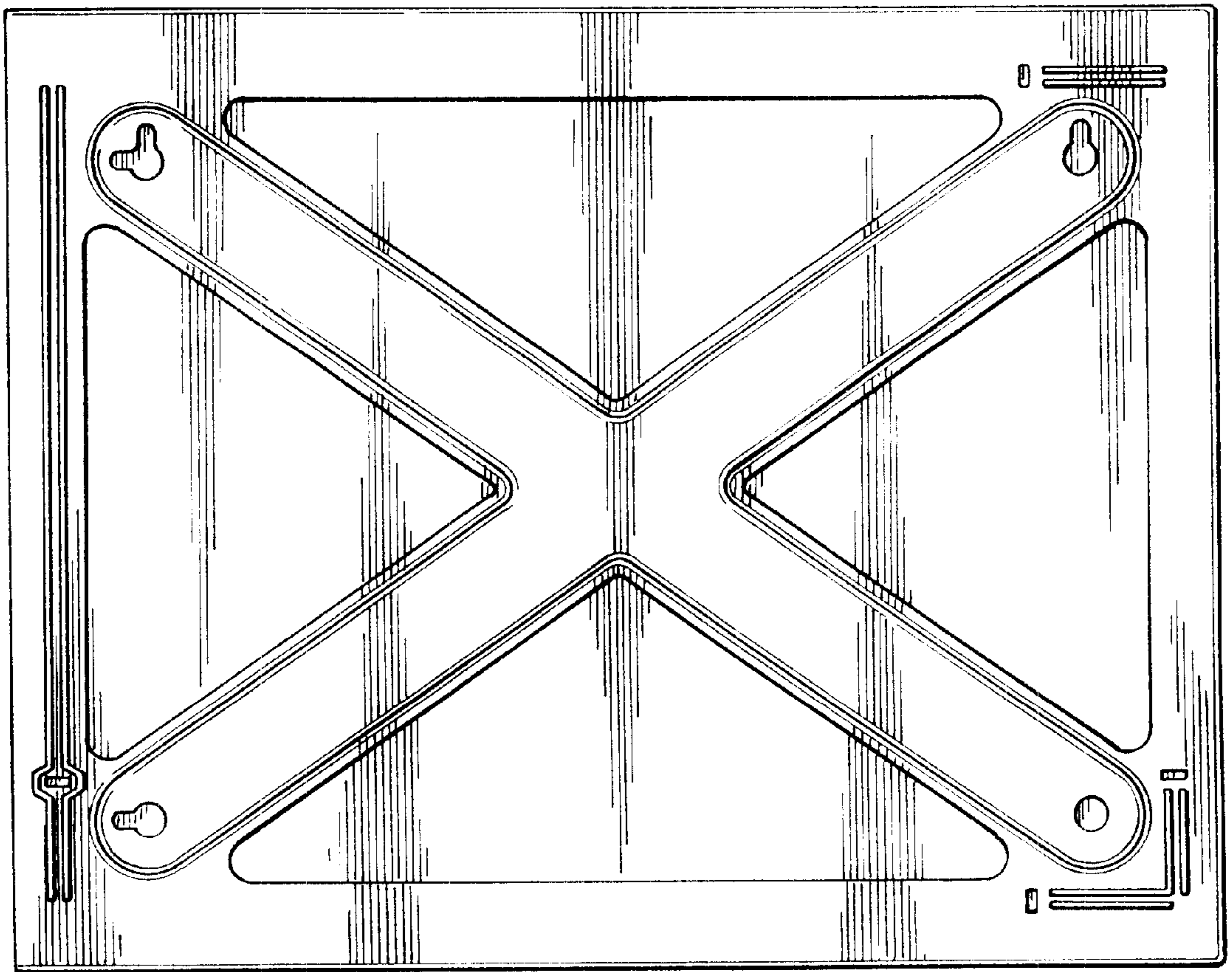
*Fig. 3*



*Fig. 4*



*Fig. 5*



*Fig. 6*