



US00D476812S

(12) **United States Design Patent**  
**Yamaguchi**

(10) **Patent No.:** **US D476,812 S**

(45) **Date of Patent:** **\*\* Jul. 8, 2003**

(54) **BASKET FOR STACKING ASSEMBLY**

(75) Inventor: **Masashi Yamaguchi**, Arakawa (JP)

(73) Assignee: **Kabushiki Kaisha Yamaguchi**, Tokyo (JP)

(\*\*) Term: **14 Years**

(21) Appl. No.: **29/161,170**

(22) Filed: **May 22, 2002**

(51) **LOC (7) Cl.** ..... **03-01**

(52) **U.S. Cl.** ..... **D3/306**

(58) **Field of Search** ..... D3/304-306, 314;  
206/509, 512, 513, 557, 821; 220/485,  
491-494; D6/566

(56) **References Cited**

**U.S. PATENT DOCUMENTS**

1,957,153	A	*	5/1934	Smiley	.....	206/821
2,581,613	A	*	1/1952	Ullrich	.....	220/491
2,807,454	A	*	9/1957	Beadle	.....	206/557
3,523,694	A	*	8/1970	Oliver	.....	206/513
D289,479	S	*	4/1987	Brancher	.....	D6/566
6,029,399	A	*	2/2000	Mercer	.....	206/512

**OTHER PUBLICATIONS**

Hold Everything Jan. 1998 p. 11 wire baskets item #6 p. 9 steel-rod shelving.\*

\* cited by examiner

*Primary Examiner*—Louis S. Zarfaz

*Assistant Examiner*—Deanne Levy

(74) *Attorney, Agent, or Firm*—Pacific Ring Services, Inc; Kenneth A. Benson; Motoko Yuasa

(57) **CLAIM**

The ornamental design for a basket for stacking assembly, as shown and described.

**DESCRIPTION**

The design of this invention is embedded in a basket for stacking assembly utilized for storage and transport.

FIG. 1 is a front view of a basket for stacking assembly showing my new design, the opposite side being a mirror image;

FIG. 2 is a top plan view thereof;

FIG. 3 is a bottom plan view thereof;

FIG. 4 is a right side view thereof, the opposite side being a mirror-image;

FIG. 5 is a sectional view taken along line 5—5 of FIG. 2; and

FIG. 6 is a perspective view of the basket for stacking assembly shown in FIGS. 1-4; and,

FIG. 7 is an enlarged partial view of the corner of the basket for stacking assembly shown in FIG. 6.

FIG. 6 shows the basket for stacking assembly in a reduced scale relative to that used in FIGS. 1-5.

**1 Claim, 6 Drawing Sheets**

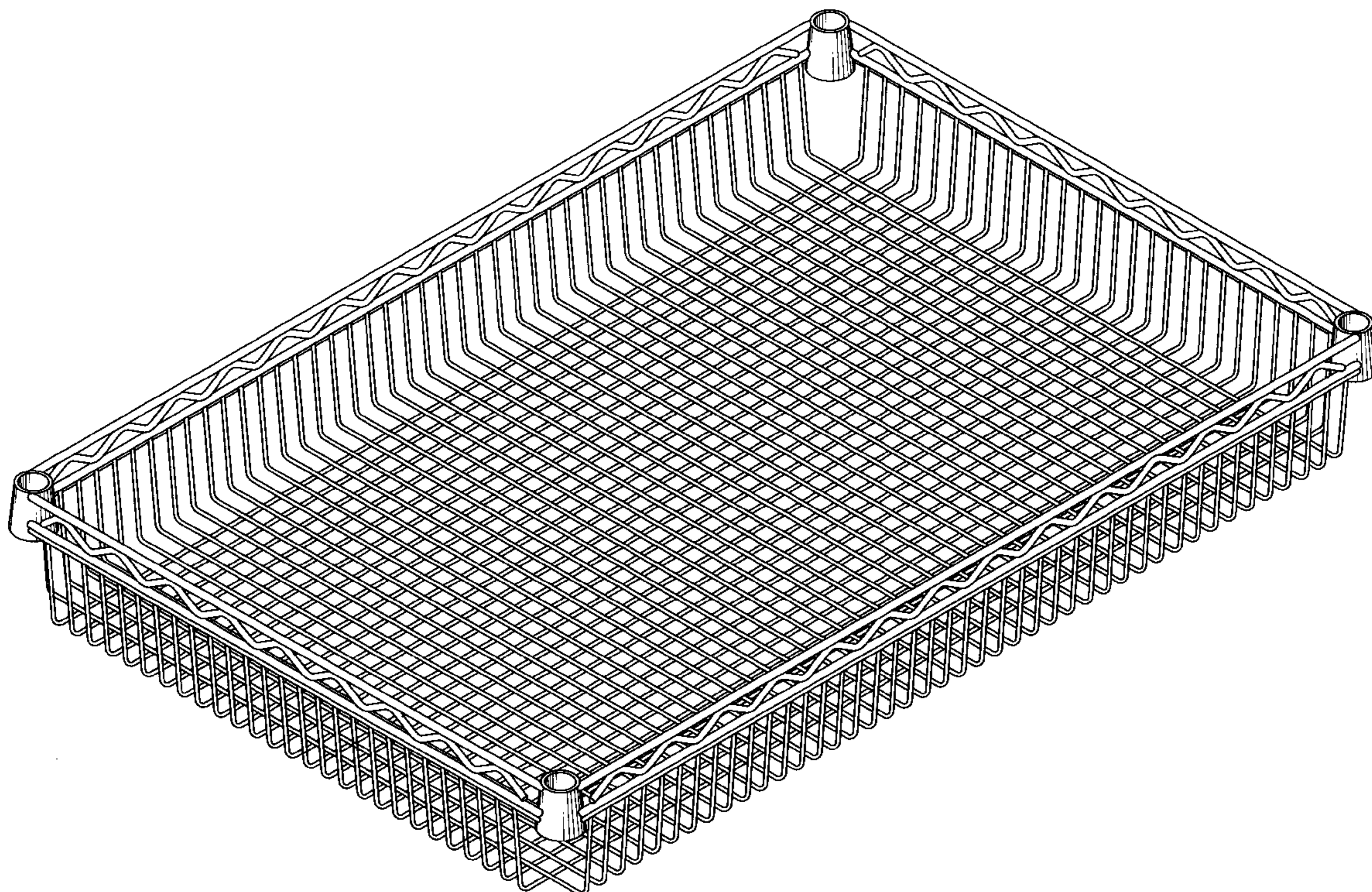


FIG. 1

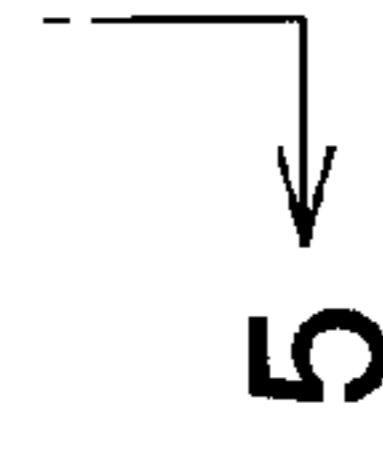
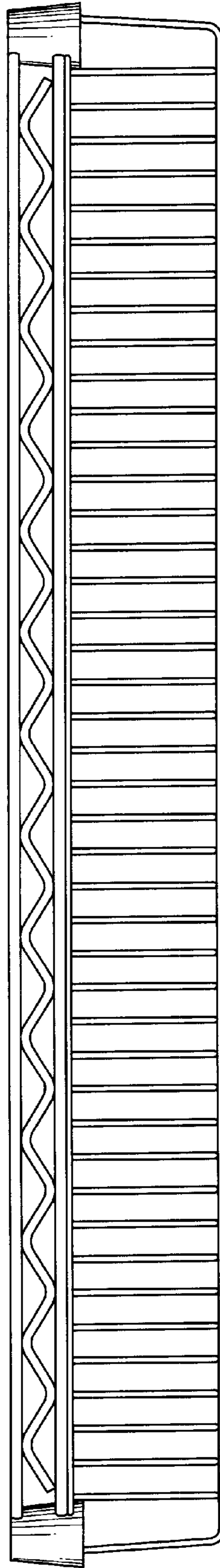
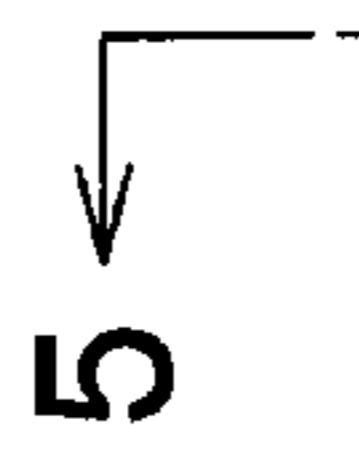


FIG. 2




FIG. 3




FIG. 4


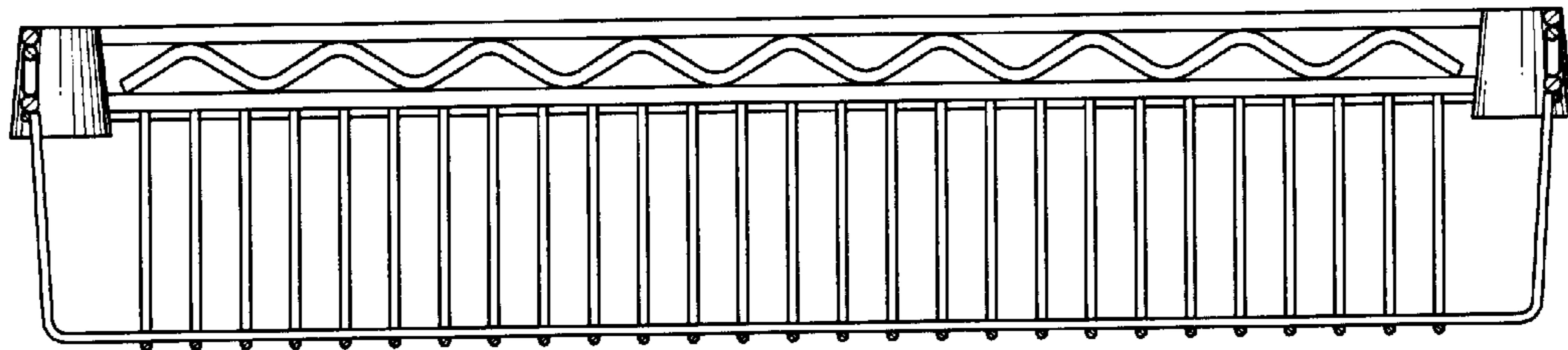


FIG. 5



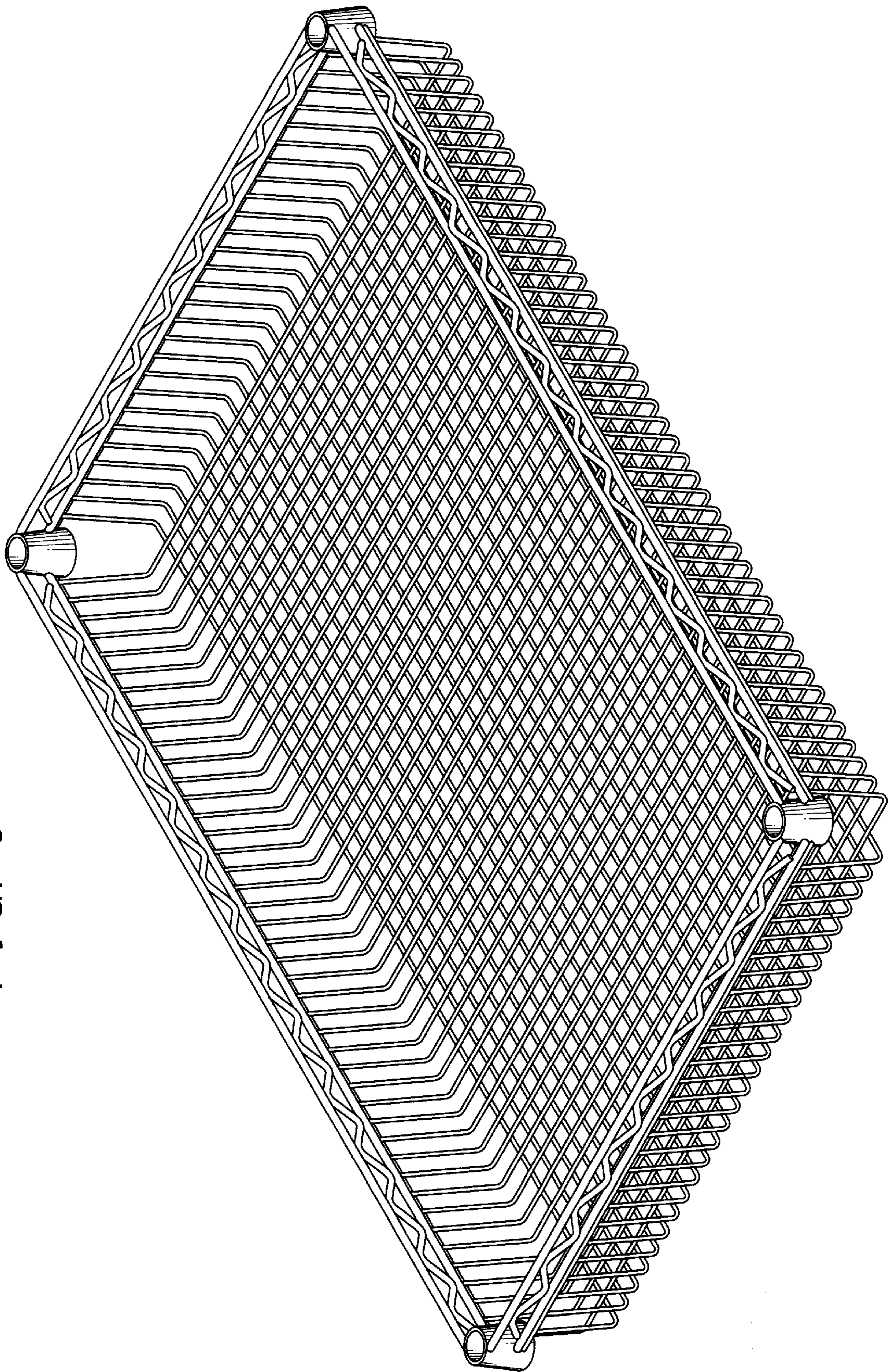


FIG. 6

FIG. 7

