



US00D476811S

(12) **United States Design Patent**
Brookhouse

(10) **Patent No.:** **US D476,811 S**

(45) **Date of Patent:** **** Jul. 8, 2003**

- (54) **ROLL-UP PENCIL CASE**
- (75) Inventor: **Geoff Joseph Brookhouse**, Umina (AU)
- (73) Assignee: **Gefkel Pty Ltd**, Umina (AU)
- (**) Term: **14 Years**
- (21) Appl. No.: **29/148,746**
- (22) Filed: **Sep. 26, 2001**
- (51) **LOC (7) Cl.** **03-01**
- (52) **U.S. Cl.** **D3/299; D3/206**
- (58) **Field of Search** **D3/272, 273, 299, D3/300, 303, 905, 206; 206/349, 372, 373, 376, 379**

5,779,033 A	*	7/1998	Roegner	206/6.1
5,890,587 A	*	4/1999	Roegner	206/6.1
6,065,659 A		5/2000	Faz	224/223
6,070,729 A		6/2000	Barnes	206/581
D449,443 S	*	10/2001	Snider	D3/299
D449,444 S	*	10/2001	Snider	D3/299

OTHER PUBLICATIONS

Klein Tools Catalog, 1985, p. 46, wrench pouches.*
Snap On Tools Catalog, 1994, p. 126, Wrench pouches.*
Specialized Products Company Catalog, 1996, p. 42, tool pouches.*

* cited by examiner

Primary Examiner—Philip S. Hyder
(74) *Attorney, Agent, or Firm*—Davis & Bujold, P.L.L.C.

(57) **CLAIM**

The ornamental design for a roll-up pencil case, as shown and described.

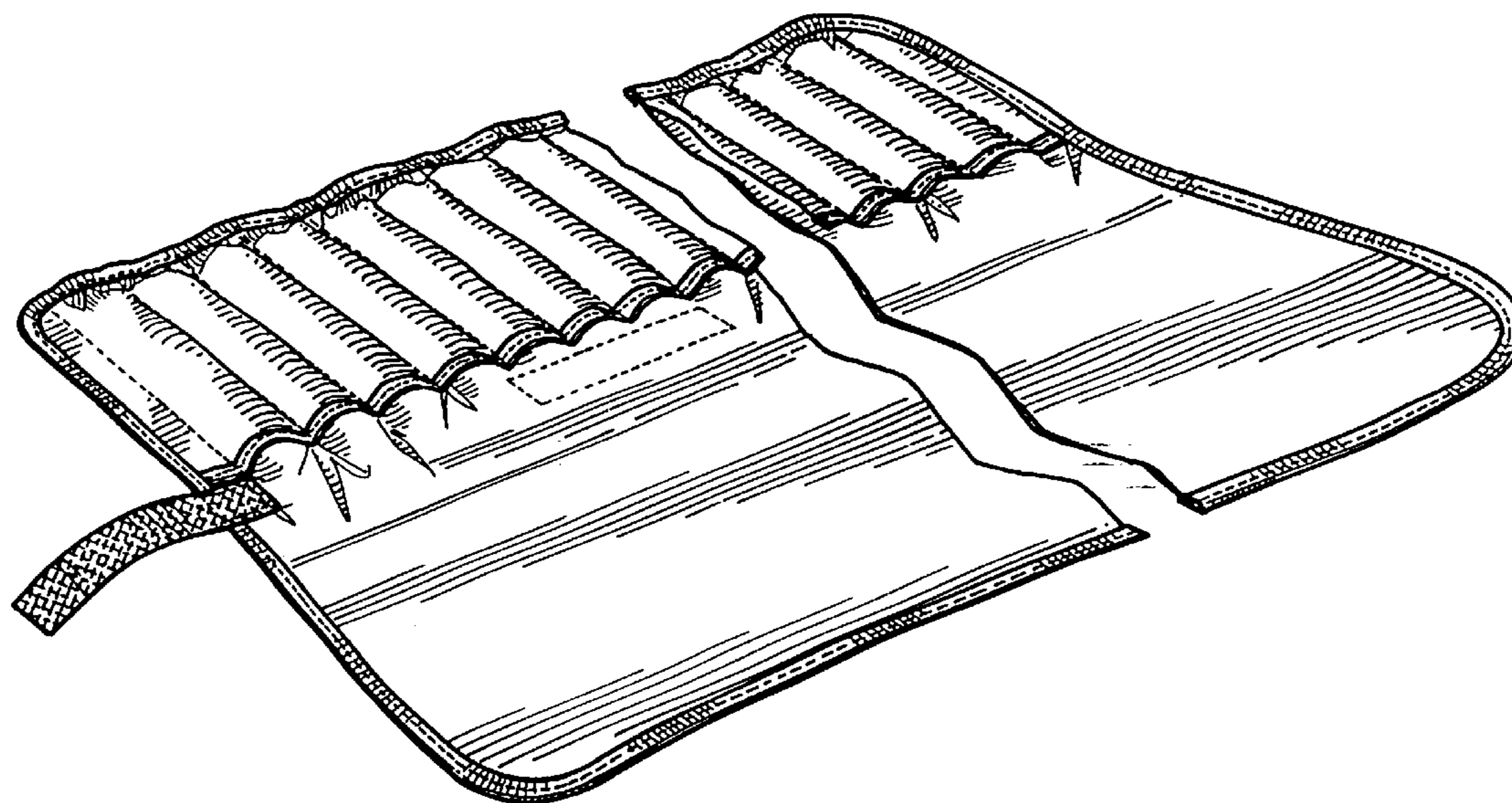
(56) **References Cited**
U.S. PATENT DOCUMENTS

2,558,382 A	6/1951	Previdi	224/918
D236,552 S	*	8/1975	Wagner D3/299
D276,004 S	*	10/1984	Mink D3/299
D297,283 S	*	8/1988	Gray D3/299
4,901,464 A	2/1990	Banoun		
4,901,899 A	2/1990	Barrett	224/920
D323,065 S	1/1992	Stricklin et al.	D3/201
5,337,933 A	8/1994	Nunez	224/904
5,427,239 A	*	6/1995	Hunt 190/125
D388,611 S	1/1998	Shaw	D3/303
5,727,677 A	*	3/1998	Peviani 206/205

DESCRIPTION

FIG. 1 is a side front perspective view of a roll-up pencil case in its rolled up form showing my new design; FIG. 2 is a perspective top view in its unrolled form thereof; FIG. 3 is a top plan view thereof; and, FIG. 4 is a bottom plan view thereof. FIGS. 2, 3, and 4 are shown broken away in the views to indicate variable length.

1 Claim, 2 Drawing Sheets



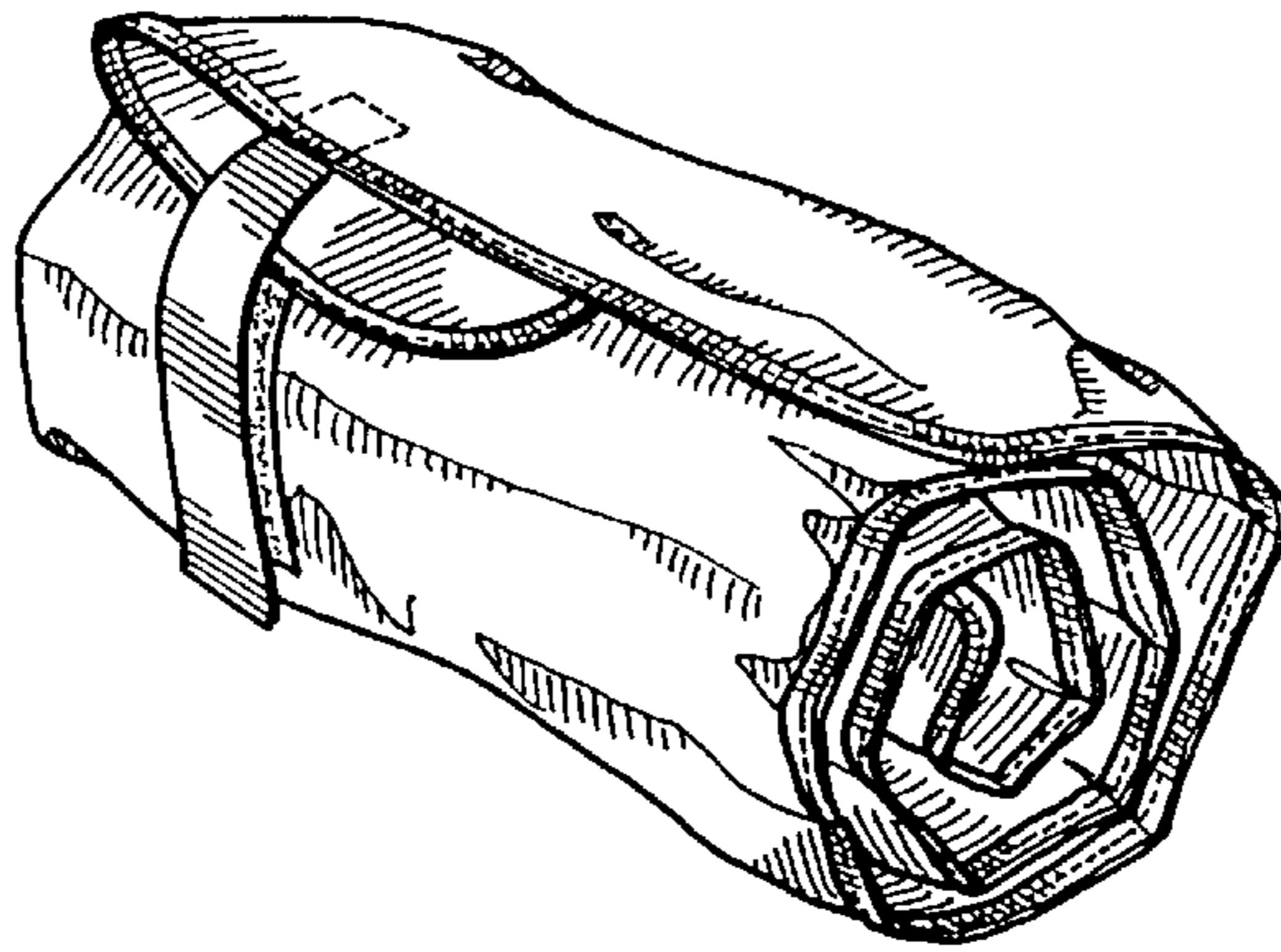


FIG. 1




FIG. 2

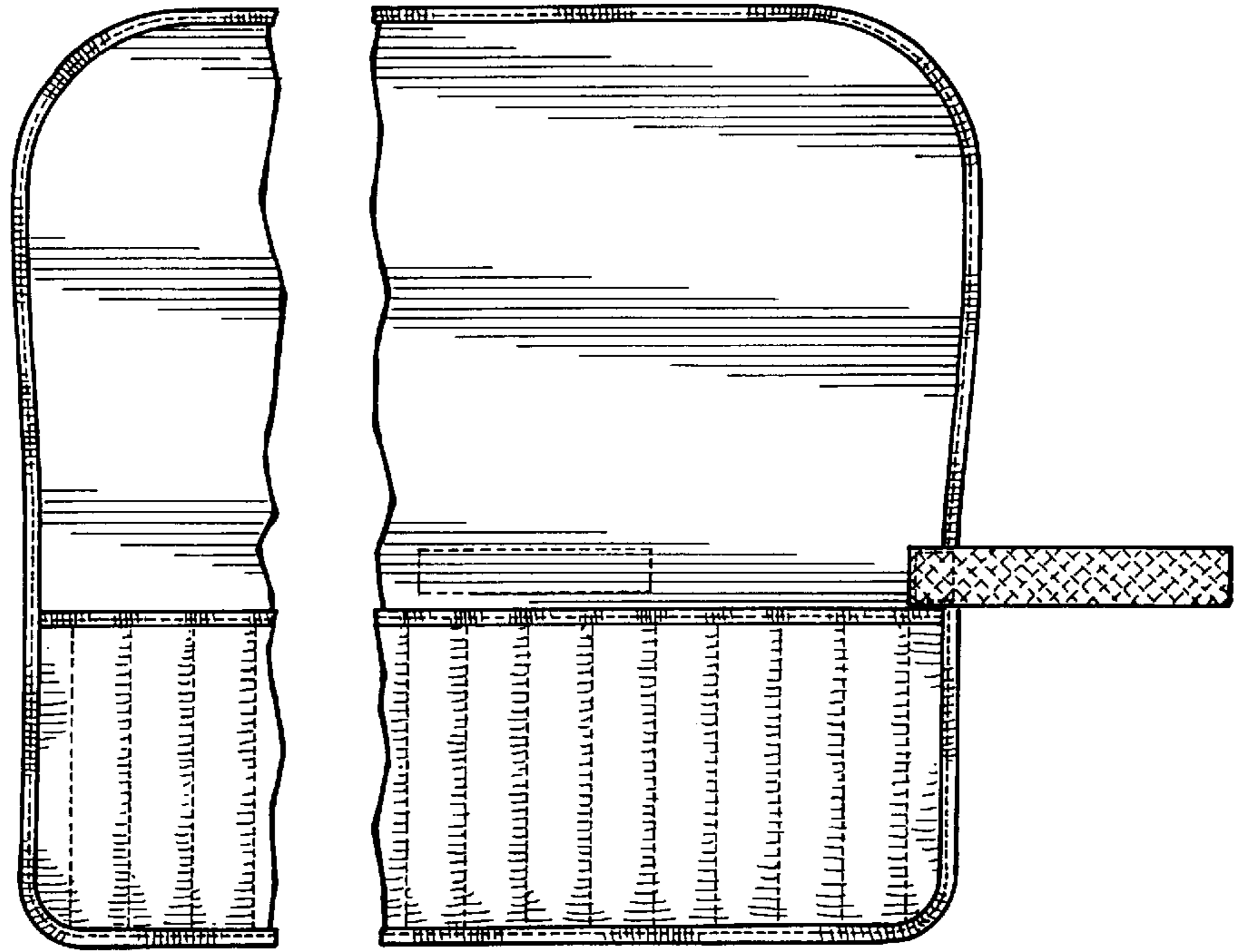


FIG. 3

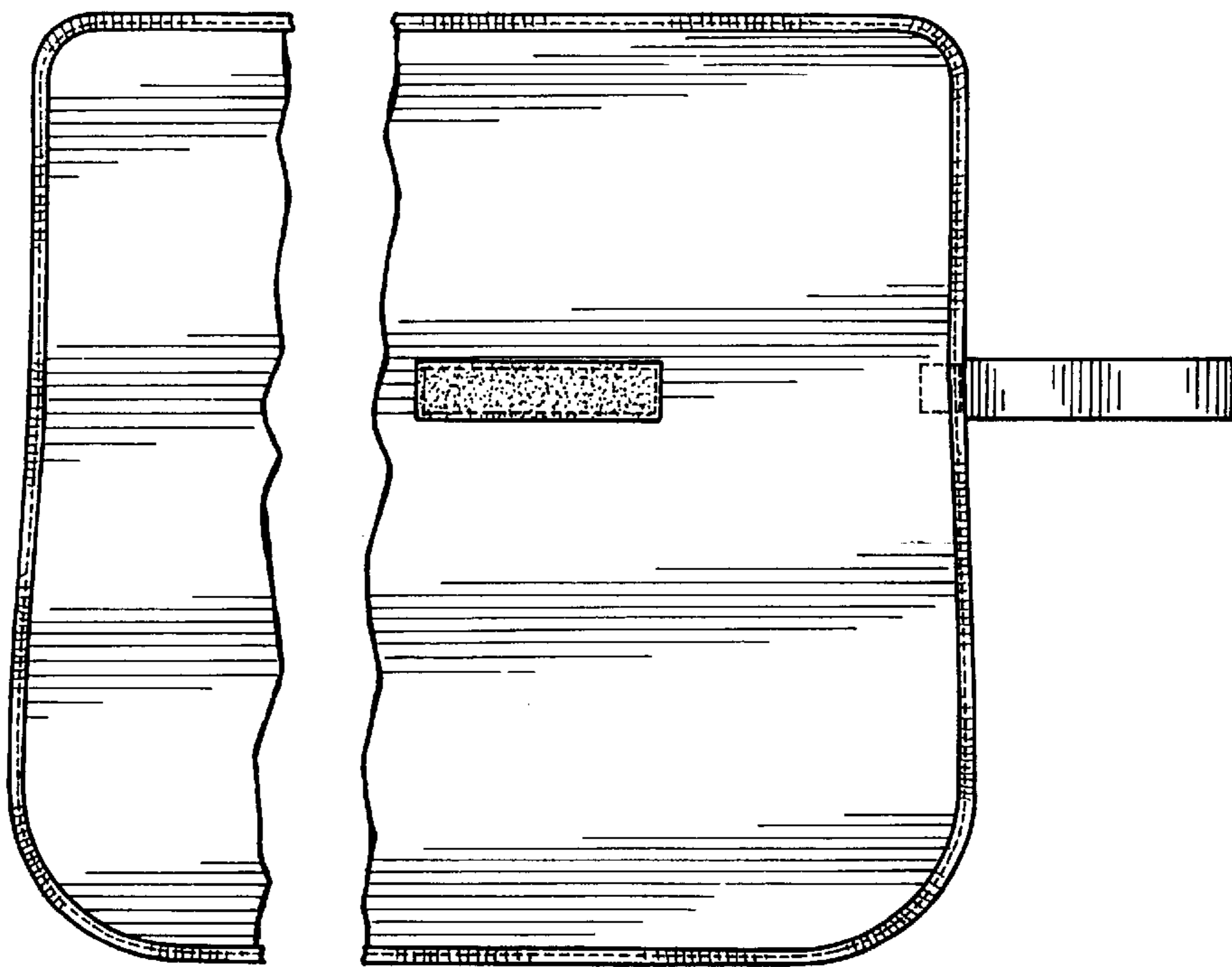


FIG. 4