



US00D476810S

(12) **United States Design Patent**  
**Liebe**

(10) **Patent No.:** **US D476,810 S**

(45) **Date of Patent:** **\*\* Jul. 8, 2003**

(54) **BOX**

(75) **Inventor:** **Thomas Liebe, Worb (CH)**

(73) **Assignee:** **Hoffmann Neopac AG (CH)**

(\*\*) **Term:** **14 Years**

(21) **Appl. No.:** **29/163,244**

(22) **Filed:** **Jul. 1, 2002**

(30) **Foreign Application Priority Data**

Jan. 24, 2002 (WO) ..... DM/058 661

(51) **LOC (7) Cl. .... 03-01**

(52) **U.S. Cl. .... D3/294; D3/273; D9/424**

(58) **Field of Search .... D3/272, 273, 294,  
D3/302; D9/420, 423, 424; 220/334, 335,  
336, 337, 339**

(56) **References Cited**

**U.S. PATENT DOCUMENTS**

2,687,157 A	*	8/1954	Cowan	.....	220/315
D251,153 S		2/1979	Thompson		
D289,262 S	*	4/1987	Goetz et al.	.....	D9/420
D315,512 S		3/1991	Houlihan	.....	D10/30
D315,954 S	*	4/1991	Berland	.....	D3/294
D355,360 S	*	2/1995	Mund et al.	.....	D9/423
D358,055 S	*	5/1995	Long et al.	.....	D6/632

D363,669 S	*	10/1995	Pennoyer, Jr.	.....	D9/423
D381,512 S		7/1997	Green	.....	D3/294
D382,795 S		8/1997	Abayhan et al.	.....	D9/425
D391,762 S		3/1998	Ahern, Jr.	.....	D3/302
D400,001 S	*	10/1998	Lozano	.....	D2/972
D412,786 S		8/1999	Killinger	.....	D3/273
D437,685 S		2/2001	Liu	.....	D3/294
D449,165 S		10/2001	van der Hulst	.....	D3/294

\* cited by examiner

*Primary Examiner*—Philip S. Hyder

(74) *Attorney, Agent, or Firm*—Gifford, Krass, Groh, Sprinkle, Anderson & Citkowski, P.C.

(57) **CLAIM**

The ornamental design for a box, as shown and described.

**DESCRIPTION**

FIG. 1 is a top view of a box embodying the inventive design;  
 FIG. 2 is a bottom view thereof;  
 FIG. 3 is a front elevation view thereof;  
 FIG. 4 is a rear elevation view thereof;  
 FIG. 5 is a right elevation view thereof;  
 FIG. 6 is a left elevation view thereof;  
 FIG. 7 is a perspective view thereof; and,  
 FIG. 8 is a perspective view thereof in the open position.

**1 Claim, 8 Drawing Sheets**






FIG. 1




FIG. 2




FIG. 3




FIG. 4




FIG. 5




FIG. 6




FIG. 7





FIG. 8