



US00D476804S

(12) **United States Design Patent**  
**Bond et al.**

(10) **Patent No.:** **US D476,804 S**

(45) **Date of Patent:** **\*\* Jul. 8, 2003**

(54) **BASKETBALL HIP FLASK**

(75) Inventors: **Daniel Mark Bond**, Richmond (GB);  
**Peter Von Schmidt**, Marlow (GB)

(73) Assignee: **Daniel Bond**, Richmond (GB)

(\*\*) Term: **14 Years**

(21) Appl. No.: **29/155,038**

(22) Filed: **Feb. 5, 2002**

(51) **LOC (7) Cl.** ..... **09-01**

(52) **U.S. Cl.** ..... **D3/202; D7/515; D7/901;**  
**D9/307**

(58) **Field of Search** ..... **D3/202, 270, 271;**  
**D9/307, 521; D7/514, 515, 510, 511, 606,**  
**623, 901; 215/382, 383**

(56) **References Cited**

**U.S. PATENT DOCUMENTS**

D11,149 S	*	4/1879	Hood	.....	D9/521
D216,777 S	*	3/1970	Nelson	.....	D9/521
D287,766 S	*	1/1987	Simmons	.....	D9/307

D316,814 S	*	5/1991	Duffy et al.	.....	D9/521
D330,284 S	*	10/1992	Klien et al.	.....	D3/202
D391,451 S	*	3/1998	Todorya	.....	D7/606
D409,443 S	*	5/1999	Clark et al.	.....	D7/515
D415,929 S	*	11/1999	D'Arrigo	.....	D7/515

\* cited by examiner

*Primary Examiner*—Lucy Lieberman

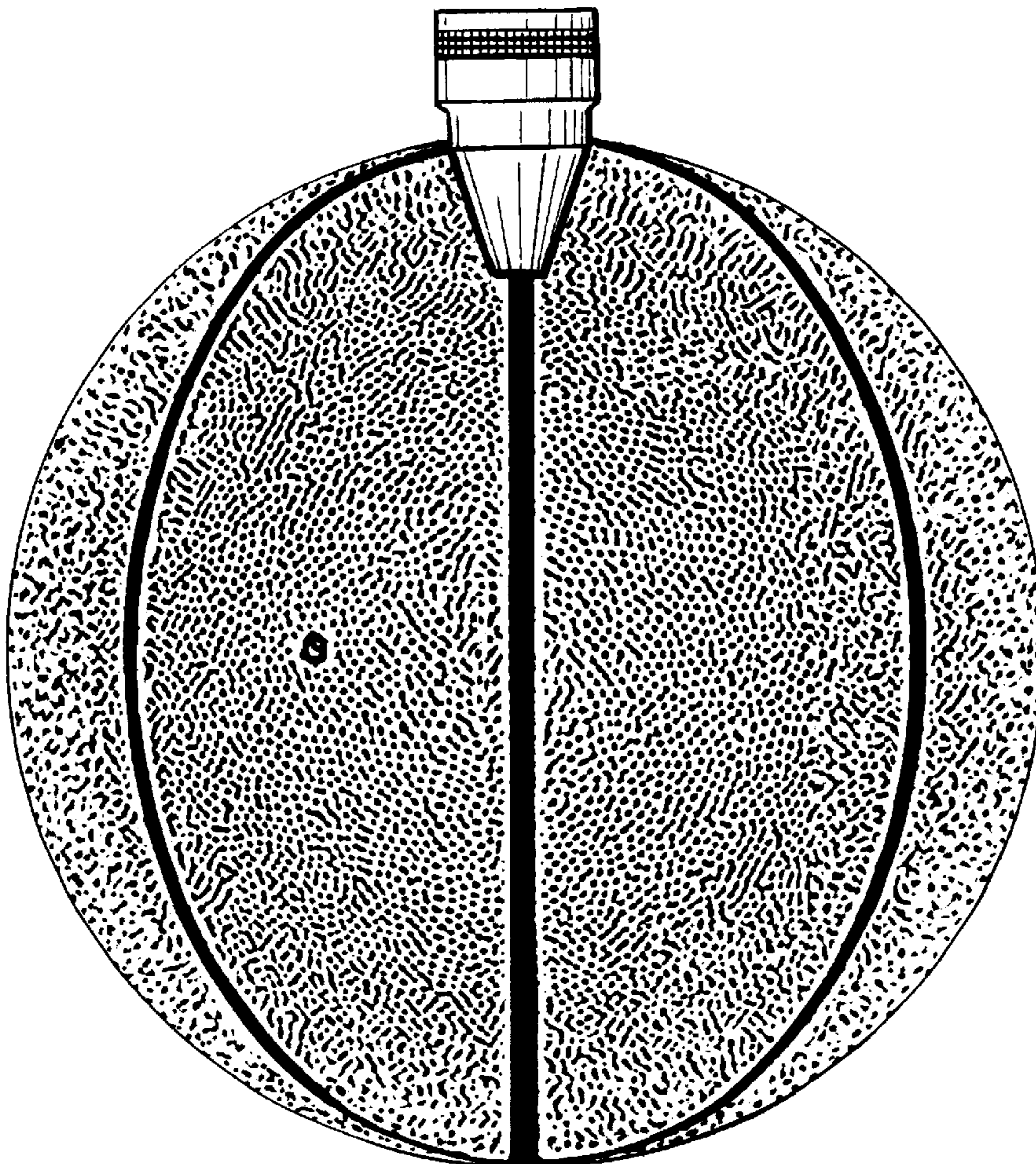
(57) **CLAIM**

The ornamental design for a basketball hip flask, as shown and described.

**DESCRIPTION**

FIG. 1 is a front elevation of a basketball hip flask showing our new design;  
FIG. 2 is a rear elevation thereof;  
FIG. 3 is a top plan view thereof;  
FIG. 4 is a bottom plan view thereof;  
FIG. 5 is a side elevation as seen from the left side of FIG. 1; and,  
FIG. 6 is a side elevation as seen from the right side of FIG. 1.

**1 Claim, 3 Drawing Sheets**



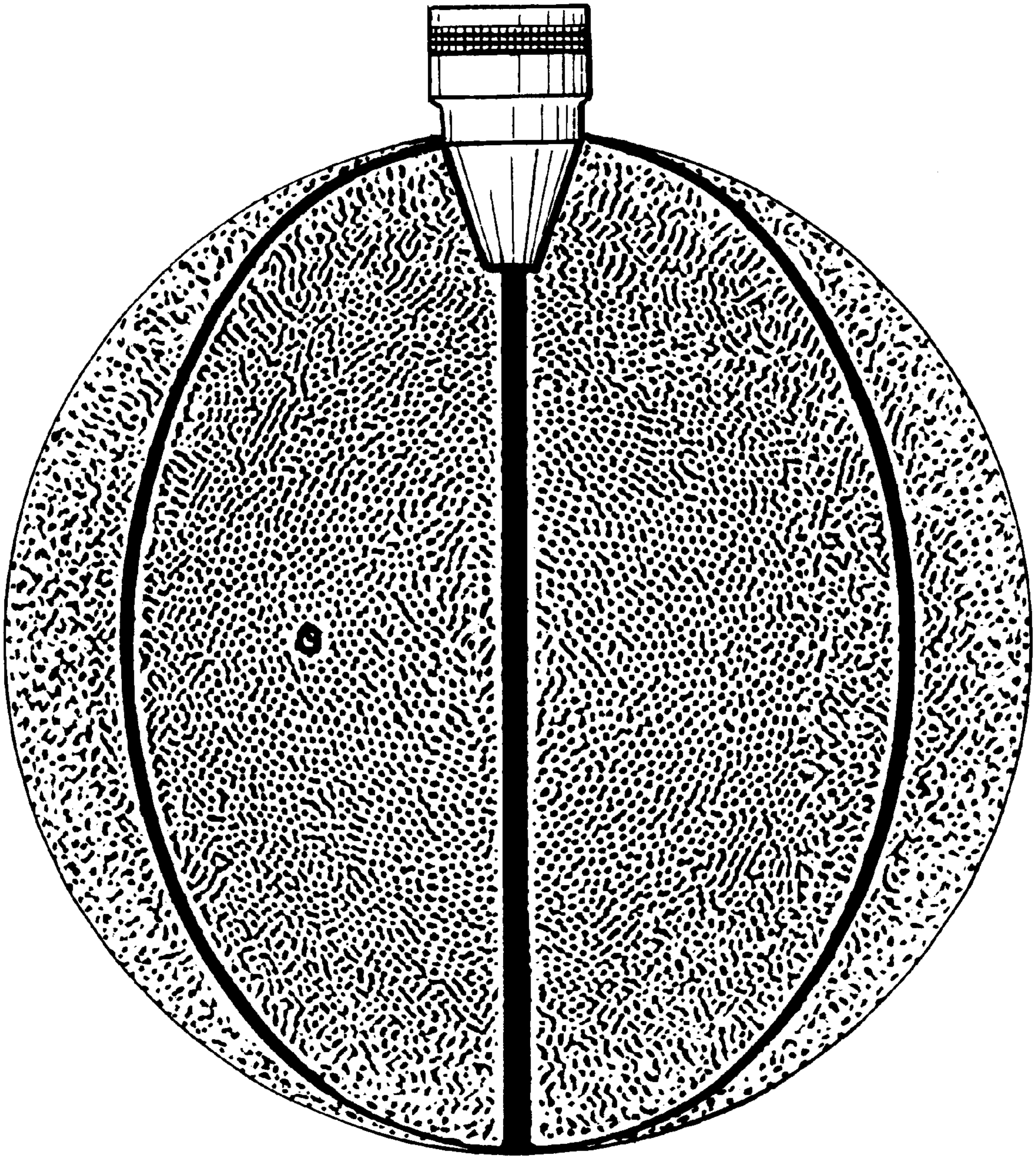


FIG. 1

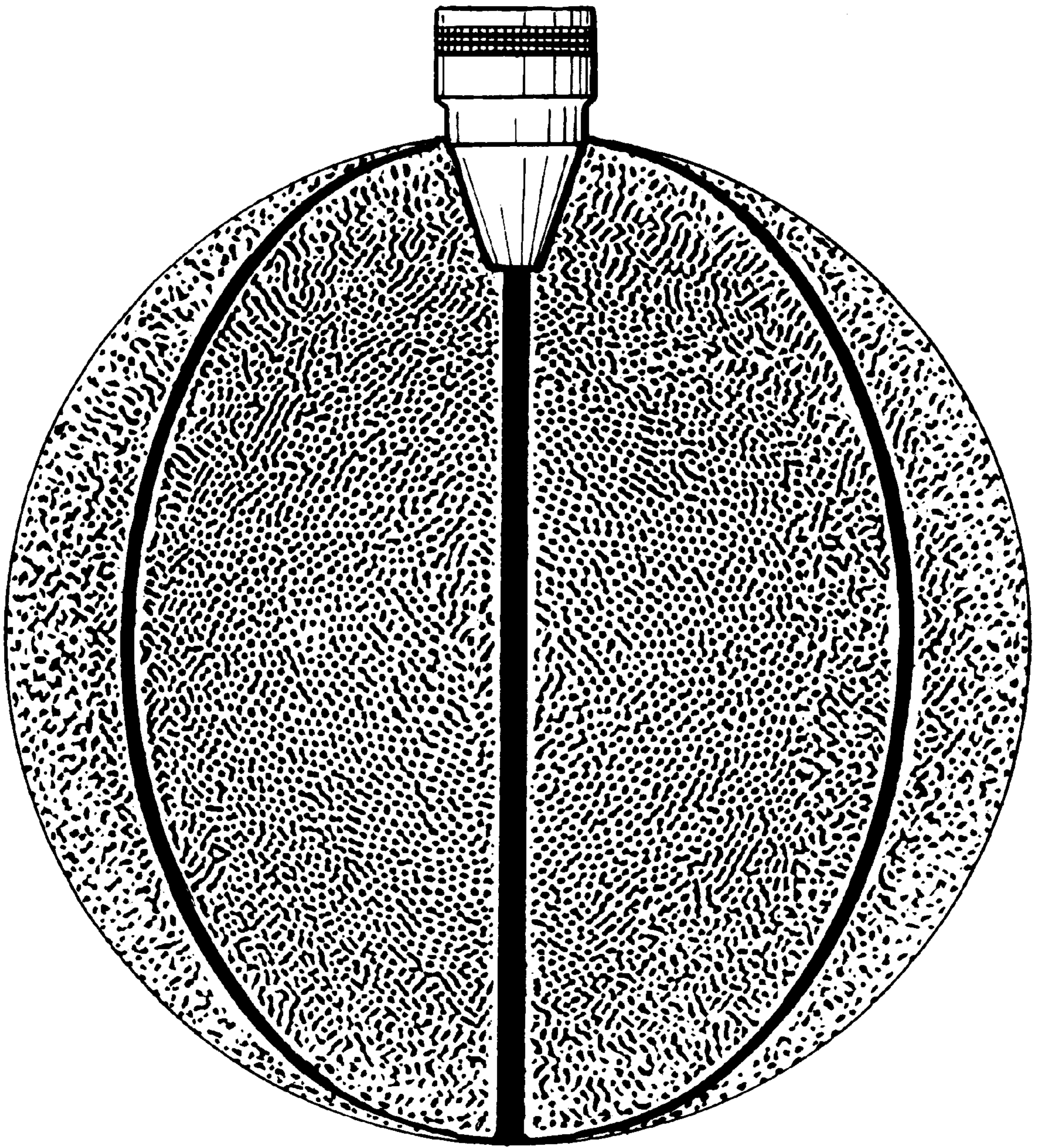


FIG. 2

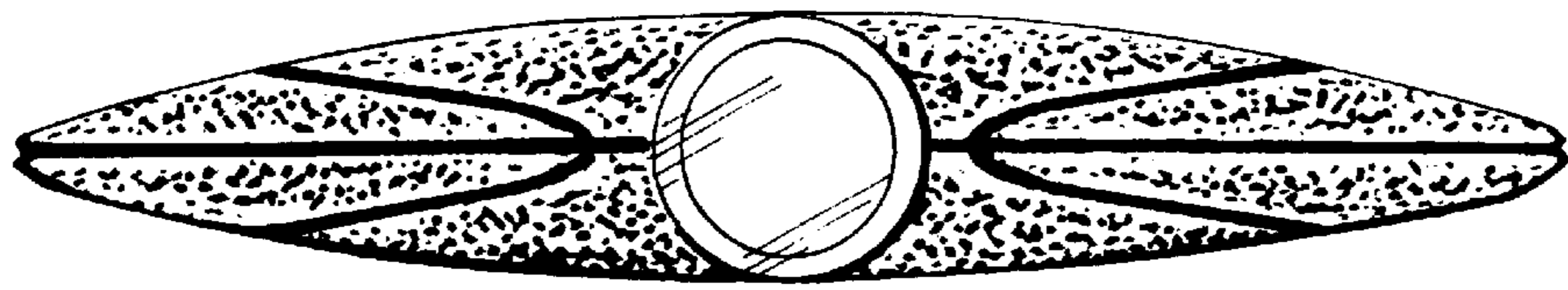


FIG. 3




FIG. 4




FIG. 5




FIG. 6