



US00D476802S

(12) **United States Design Patent**
Shea et al.

(10) **Patent No.:** **US D476,802 S**

(45) **Date of Patent:** **** Jul. 8, 2003**

(54) **SHOE UPPER**

(75) Inventors: **Joe Shea**, Santa Barbara, CA (US);
Fiona J. Adams, Santa Barbara, CA (US)

(73) Assignee: **Global Brand Marketing, Inc.**, Santa Barbara, CA (US)

(**) Term: **14 Years**

(21) Appl. No.: **29/173,674**

(22) Filed: **Jan. 3, 2003**

Related U.S. Application Data

(62) Division of application No. 29/171,788, filed on Nov. 27, 2002.

(51) **LOC (7) Cl.** **02-99**

(52) **U.S. Cl.** **D2/972**

(58) **Field of Search** D2/896, 902, 907,
D2/943, 944, 946, 969, 972-974; 36/45,
50.1, 51, 77 M, 77 R, 83, 88, 113, 114,
126-130

(56) **References Cited**

U.S. PATENT DOCUMENTS

- D227,519 S * 7/1973 Meadows D2/907
- D229,251 S * 11/1973 Askew D2/907
- D240,470 S 7/1976 Ford
- D241,383 S 9/1976 Dolinsky
- D247,267 S 2/1978 Dolinsky

- D250,617 S 12/1978 Noches
- D261,325 S 10/1981 Niro
- D301,386 S 6/1989 Weiner
- D316,174 S 4/1991 Hatfield
- D367,162 S 2/1996 Shea
- D367,554 S 3/1996 James
- D385,689 S 11/1997 James
- D387,550 S 12/1997 Ng et al.
- D391,064 S 2/1998 Backus
- D418,667 S * 1/2000 McNaught D2/969
- D435,162 S 12/2000 Wilson
- D465,908 S * 11/2002 Belley et al. D2/969

* cited by examiner

Primary Examiner—Dominic Simone
(74) *Attorney, Agent, or Firm*—Jeffer, Mangels Butler & Marmaro

(57) **CLAIM**

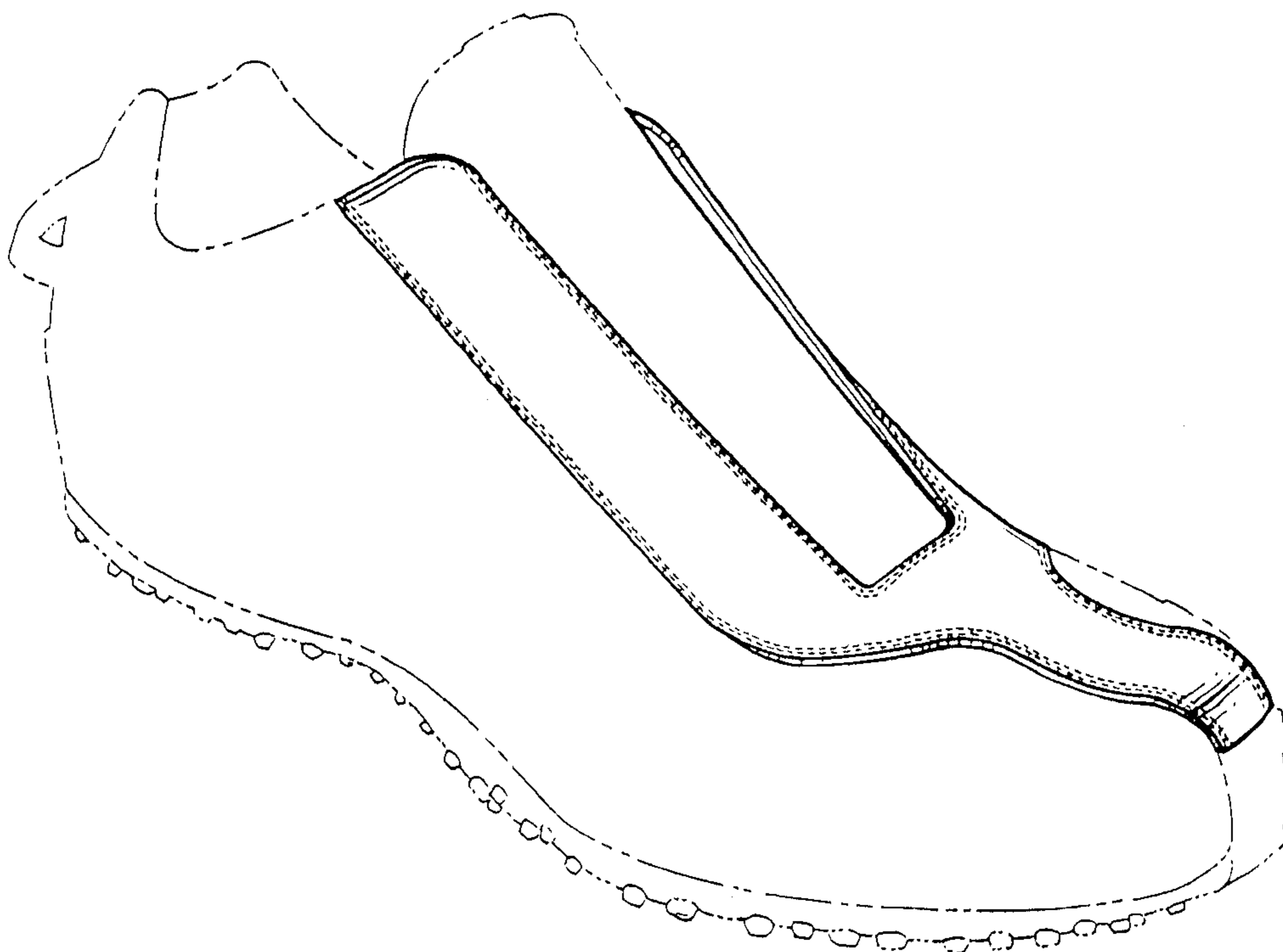
The ornamental design for a shoe upper, as shown and described.

DESCRIPTION

FIG. 1 is a perspective view of the shoe upper showing our new design;
FIG. 2 is a top plan view thereof;
FIG. 3 is a right side elevational view thereof;
FIG. 4 is a left side elevational view thereof; and,
FIG. 5 is a front elevational view thereof.

The broken line showing the sole in the figures is for illustrative purposes only and forms no part of the claimed design.

1 Claim, 5 Drawing Sheets



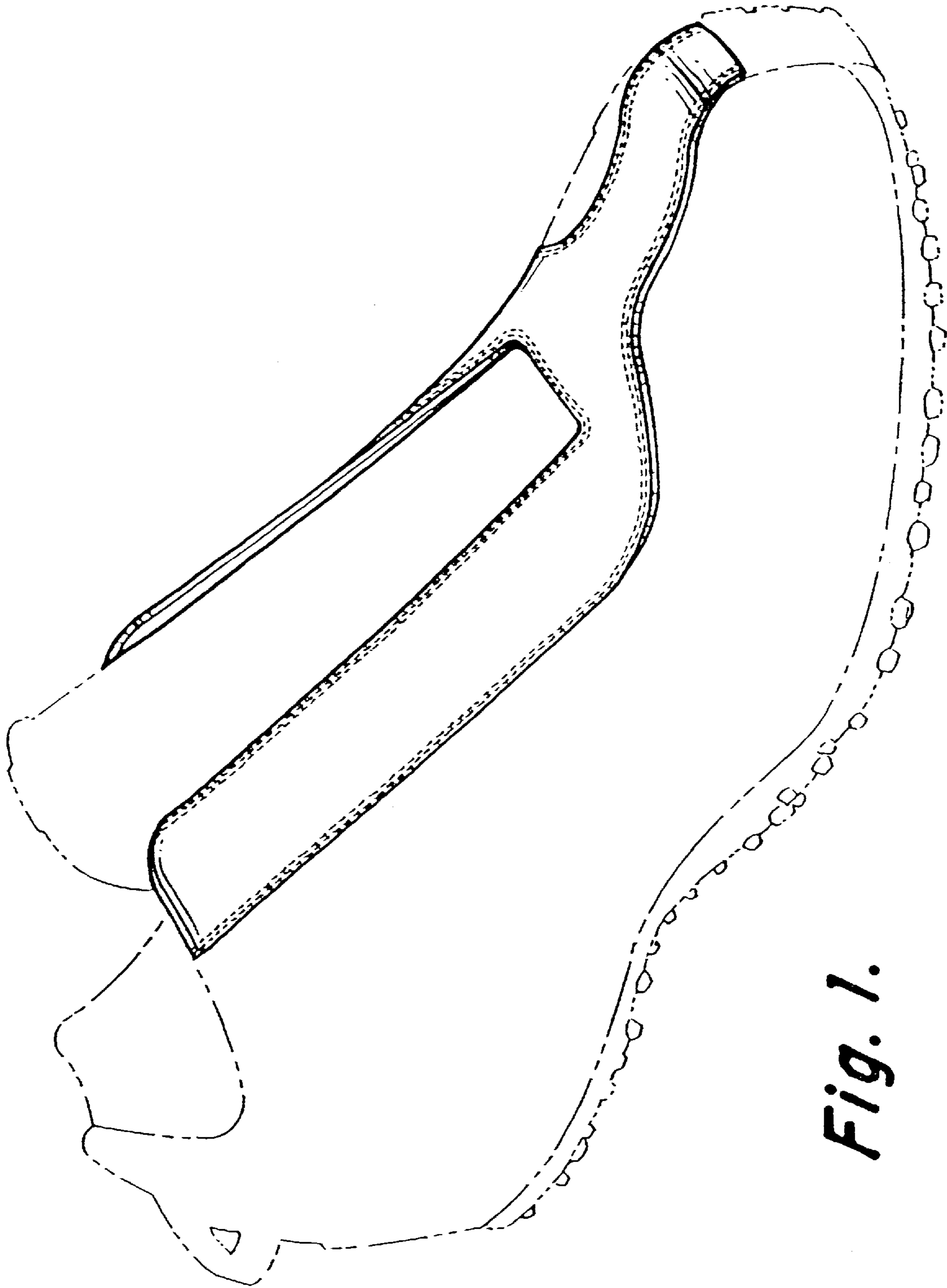


Fig. 1.

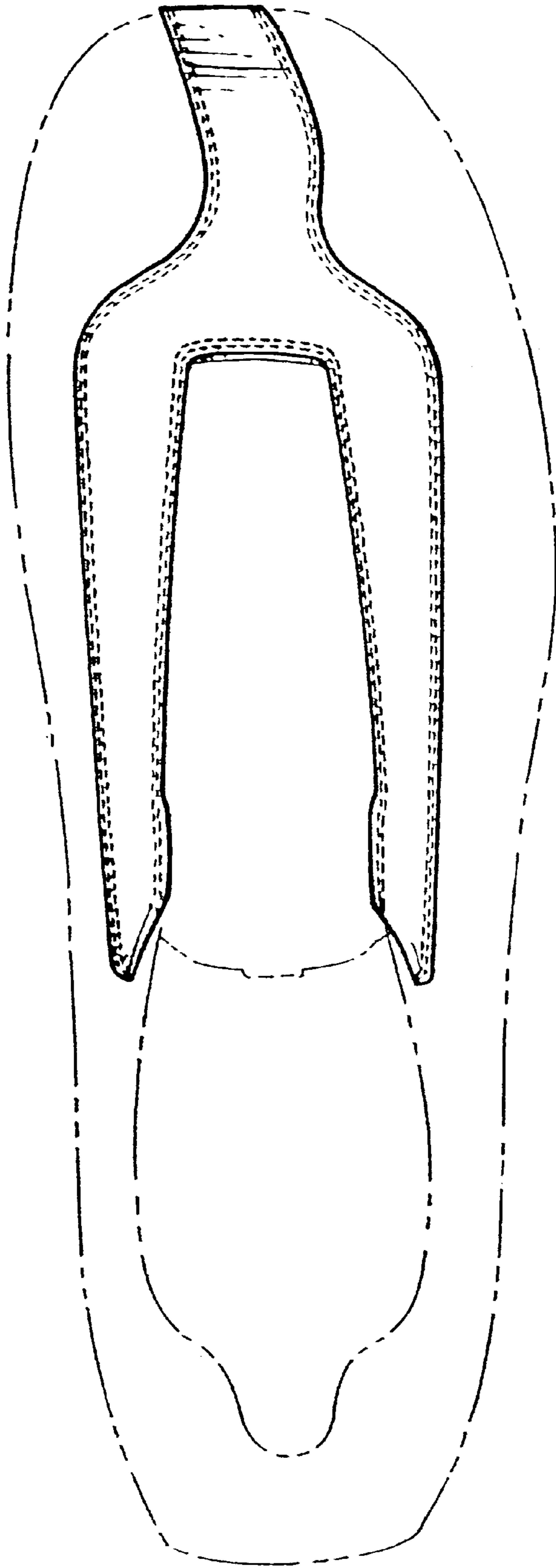


Fig. 2.

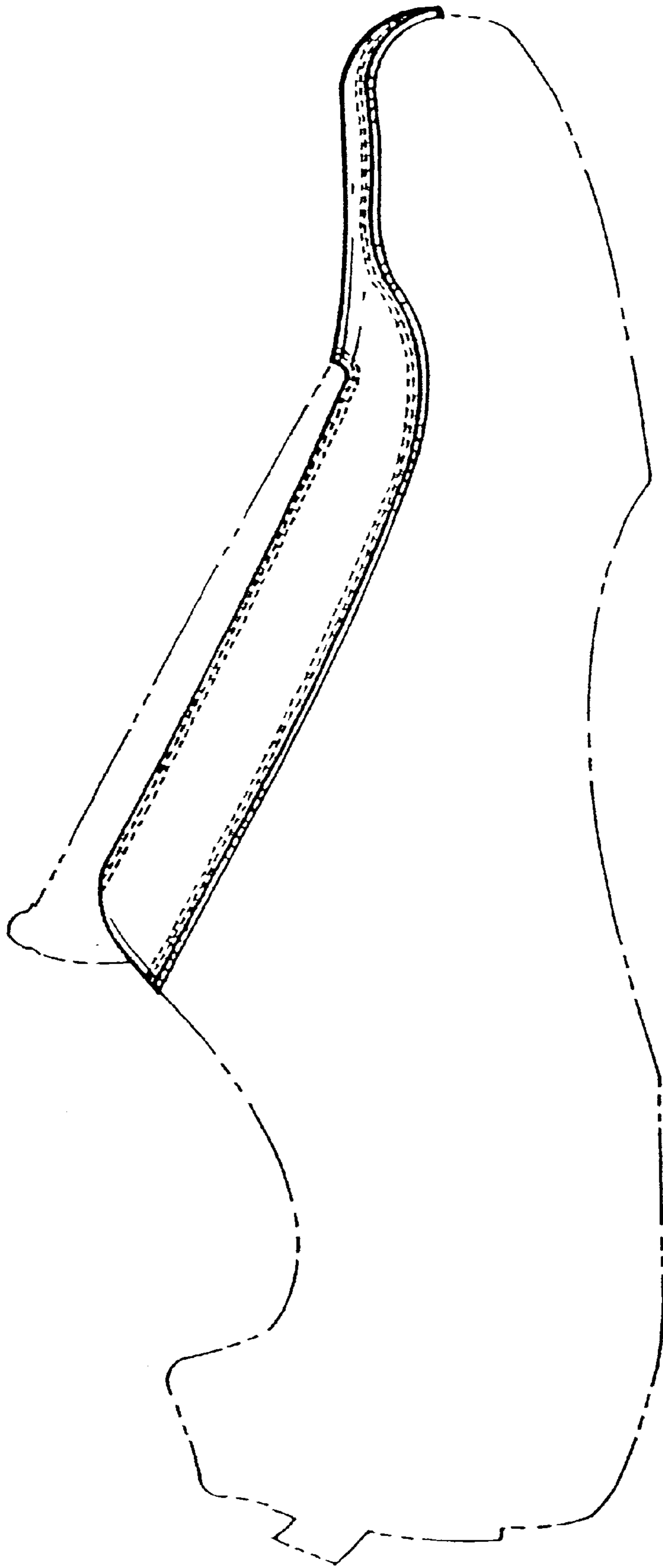


Fig. 3.

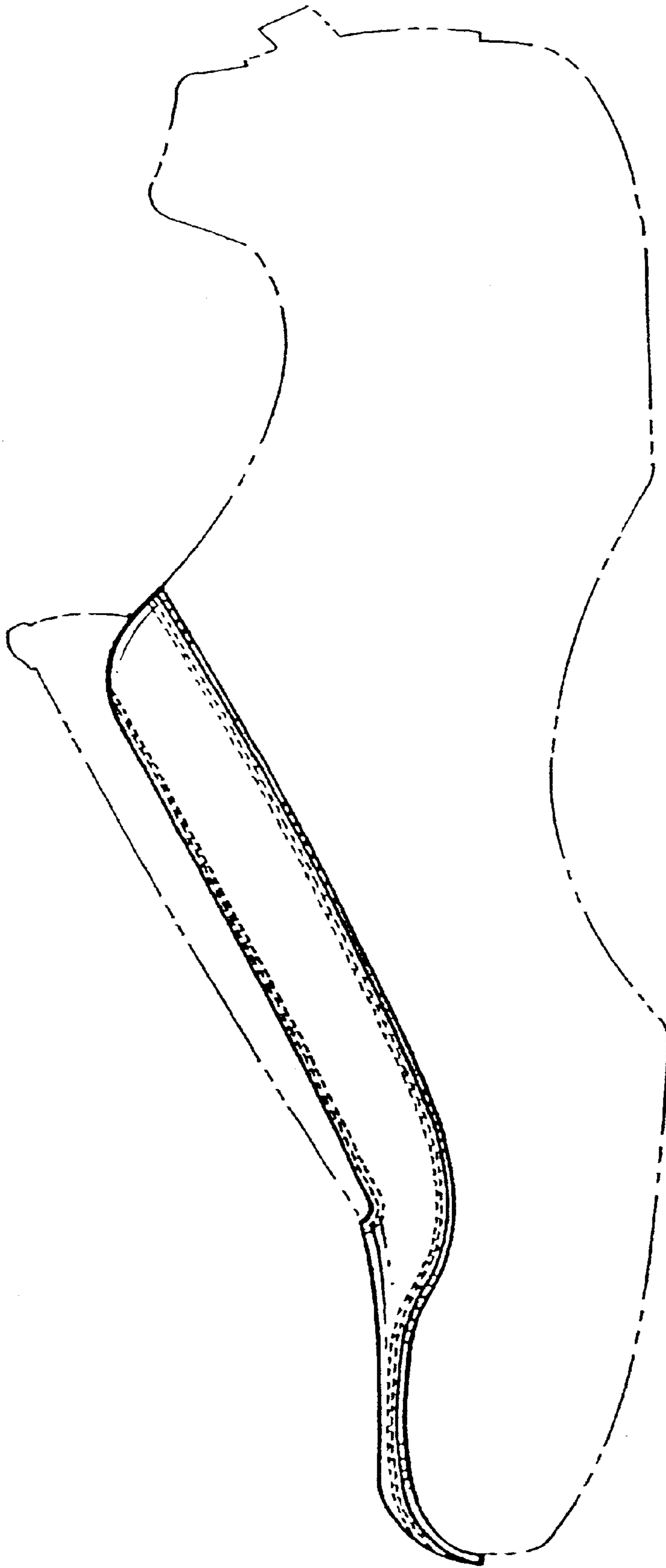


Fig. 4.

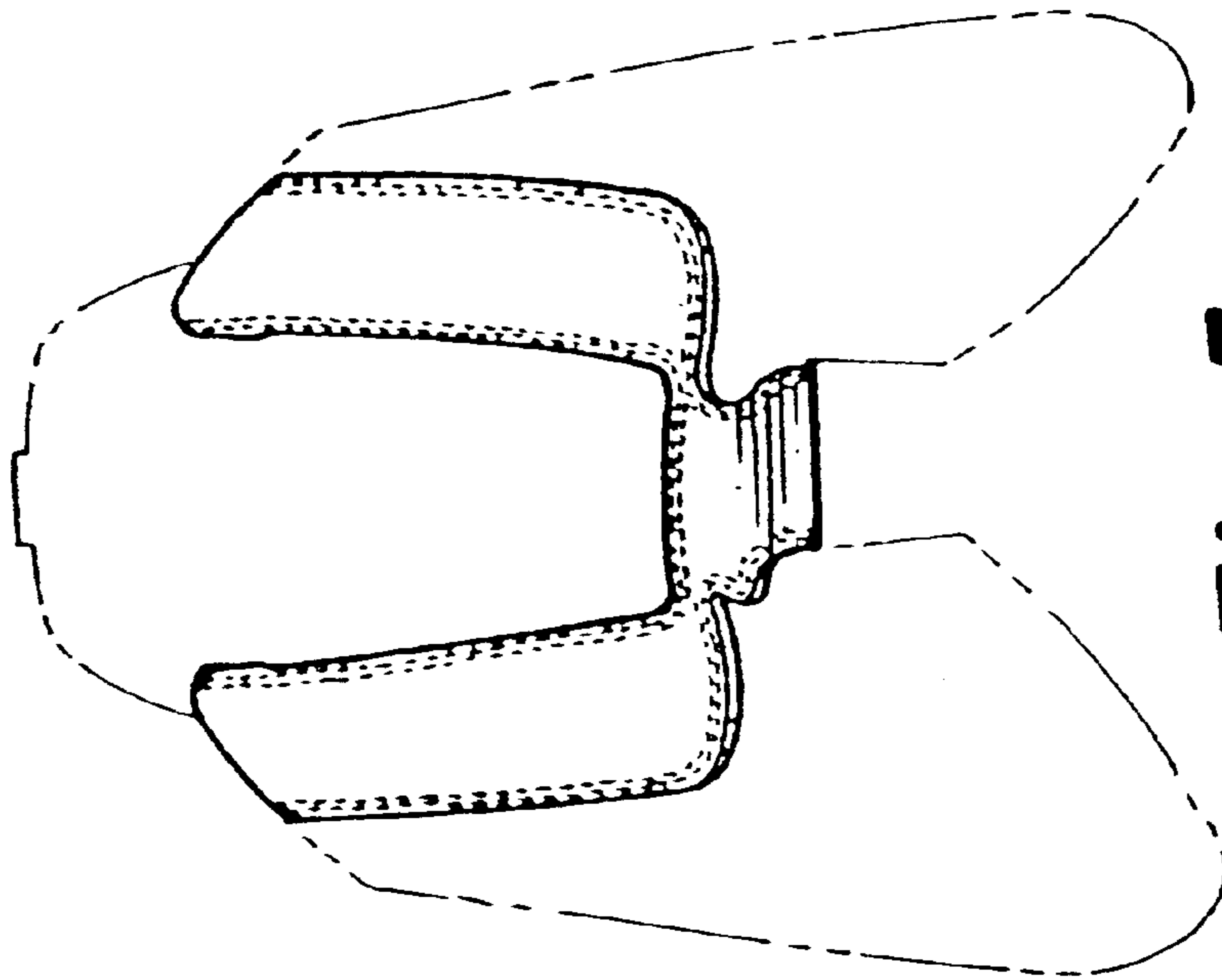


Fig. 5.