



US00D476785S

(12) **United States Design Patent**
Chezzi

(10) **Patent No.:** **US D476,785 S**

(45) **Date of Patent:** **** Jul. 1, 2003**

(54) **SPONGE**

(75) **Inventor:** **Marco Chezzi**, San Paolo di Torriale (IT)

(73) **Assignee:** **Martini S.p.A.**, Coenzo di Sorbolo (IT)

(**) **Term:** **14 Years**

(21) **Appl. No.:** **29/165,848**

(22) **Filed:** **Aug. 20, 2002**

(30) **Foreign Application Priority Data**

Jun. 3, 2002 (WO) DM/060 437

(51) **LOC (7) Cl.** **07-05**

(52) **U.S. Cl.** **D32/40**

(58) **Field of Search** D4/137; D28/63;
D32/42, 40, 52; 15/209.1, 218.1, 220.4,
244.1, 104.93, 104.94, 105, 118, 121, 210.1,
229.11, 229.12, 229.13

(56) **References Cited**

U.S. PATENT DOCUMENTS

1,748,008 A * 2/1930 Barnowitz 15/244.4 X
4,613,446 A * 9/1986 Magyar 15/104.93

FOREIGN PATENT DOCUMENTS

JP 2001-120484 * 5/2001 A47L/13/16

OTHER PUBLICATIONS

Home Trends™, Scubber Sponges—Item No. A082, p. 31.*

* cited by examiner

Primary Examiner—Alan P. Douglas

Assistant Examiner—Lavone D. Tabor

(74) *Attorney, Agent, or Firm*—Young & Thompson

(57) **CLAIM**

The ornamental design for a sponge, as shown.

DESCRIPTION

FIG. 1 is a top plan view of a sponge showing my new design;

FIG. 2 is a left side elevational view thereof;

FIG. 3 is a top, front perspective view thereof;


FIG. 4 is a right side elevational view thereof;

FIG. 5 is a front elevational view thereof;

FIG. 6 is a rear elevational view thereof; and,

FIG. 7 is a bottom plan view thereof.

1 Claim, 7 Drawing Sheets






FIG. 1

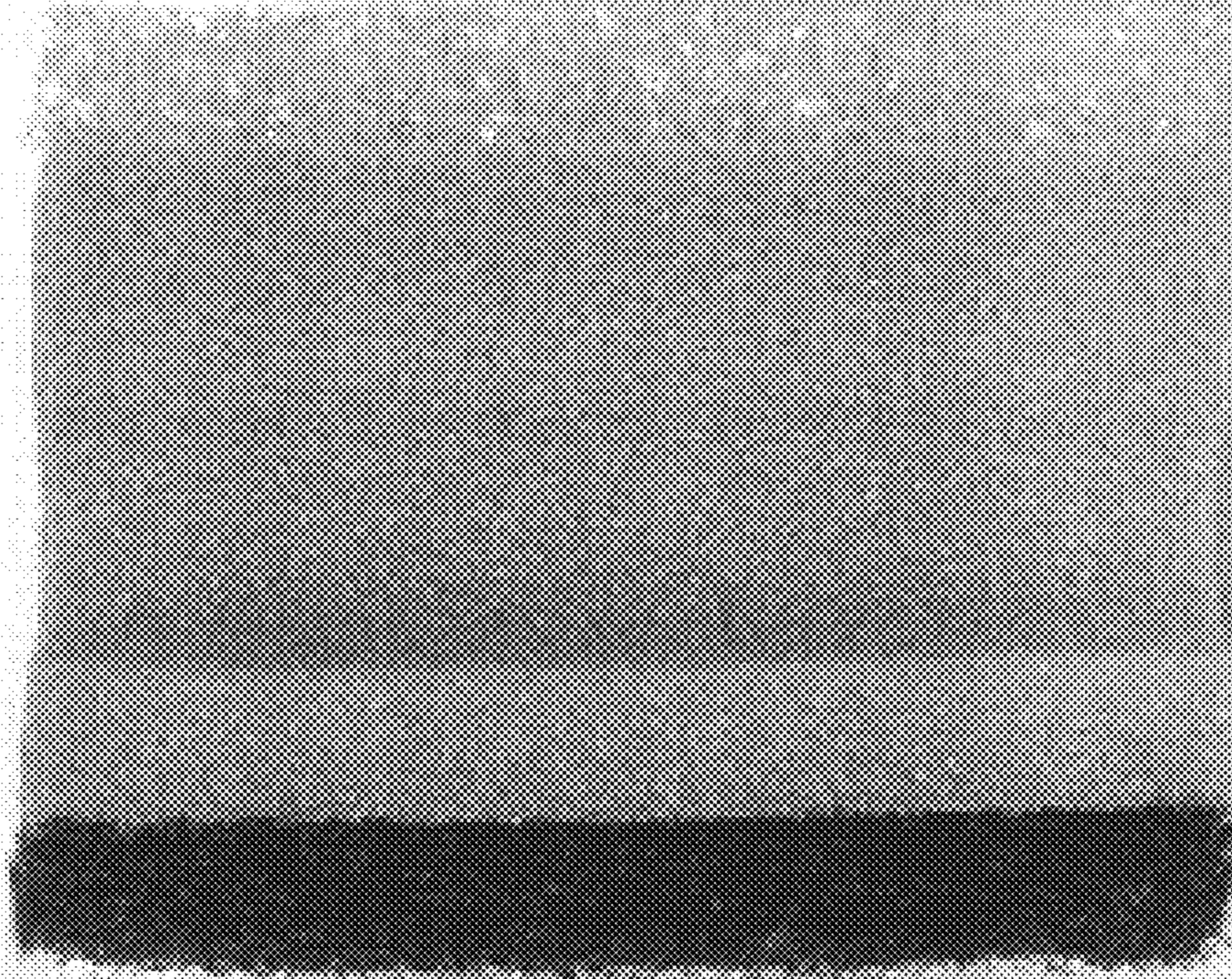


FIG. 2




FIG. 3




FIG. 4




FIG. 5




FIG. 6




FIG. 7