



US00D476780S

(12) **United States Design Patent**
Cheshire

(10) **Patent No.:** **US D476,780 S**

(45) **Date of Patent:** **** Jul. 1, 2003**

(54) **ANIMAL CABINET**

(76) **Inventor:** **Jill Catherine Cheshire**, 20C Evelyn Tower, 38 Cloudview Road, Hong Kong SAR (HK)

(**) **Term:** **14 Years**

(21) **Appl. No.:** **29/156,032**

(22) **Filed:** **Feb. 25, 2002**

(30) **Foreign Application Priority Data**

Dec. 7, 2001 (GB) 2106757

(51) **LOC (7) Cl.** **30-02**

(52) **U.S. Cl.** **D30/108**

(58) **Field of Search** D30/108, 109, D30/160, 118, 119, 161; 119/28.5, 161-170, 496-498, 482, 484-485, 110, 537, 706, 500; D6/382

(56) **References Cited**

U.S. PATENT DOCUMENTS

| | | | | | |
|-------------|---|---------|----------|-------|---------|
| 3,561,757 A | * | 2/1971 | Schillig | | D30/108 |
| D228,537 S | * | 10/1973 | Jennings | | D6/382 |
| D257,292 S | * | 10/1980 | Brown | | D30/108 |
| 4,301,766 A | * | 11/1981 | Piccone | | 119/706 |
| 4,347,807 A | * | 9/1982 | Reich | | 119/706 |
| D270,297 S | * | 8/1983 | Lovitt | | D30/108 |
| D298,577 S | * | 11/1988 | Faxon | | D30/108 |

| | | | | | |
|-------------|---|---------|-----------------|-------|---------|
| D335,002 S | * | 4/1993 | Read et al. | | D30/108 |
| D349,783 S | * | 8/1994 | Berger | | D30/108 |
| D371,641 S | * | 7/1996 | Crowley | | D30/108 |
| 5,711,253 A | * | 1/1998 | Phillips et al. | | 119/706 |
| 5,964,189 A | * | 10/1999 | Northrop et al. | | 119/482 |
| 6,058,887 A | * | 5/2000 | Silverman | | 119/706 |
| D443,956 S | * | 6/2001 | Rudnick | | D30/108 |

* cited by examiner

Primary Examiner—Cathy Anne MacCormac
(74) *Attorney, Agent, or Firm*—Leydig, Voit & Mayer, Ltd.



(57) **CLAIM**

The ornamental design for an animal cabinet, as shown and described.

DESCRIPTION

FIG. 1 is a front elevational view of an animal cabinet showing my new design;
FIG. 2 is a rear elevational view thereof;
FIG. 3 is a right side elevational view thereof;
FIG. 4 is a left side elevational view thereof;
FIG. 5 is a top plan view thereof;
FIG. 6 is a bottom plan view thereof;
FIG. 7 is a front, right side and top perspective view thereof, without doors; and,
FIG. 8 is a front, left side and top perspective view thereof, without doors.

1 Claim, 7 Drawing Sheets






FIG. 1




FIG. 2

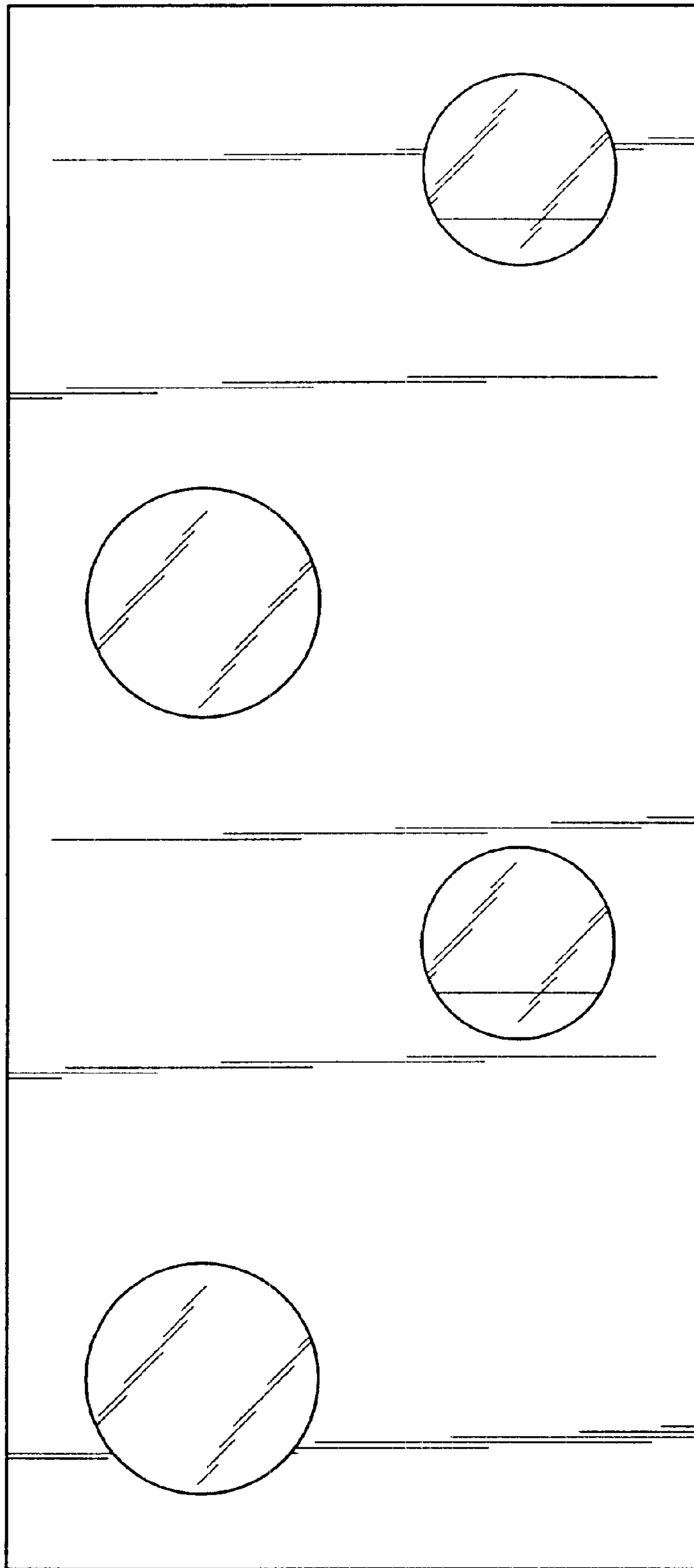


FIG. 3

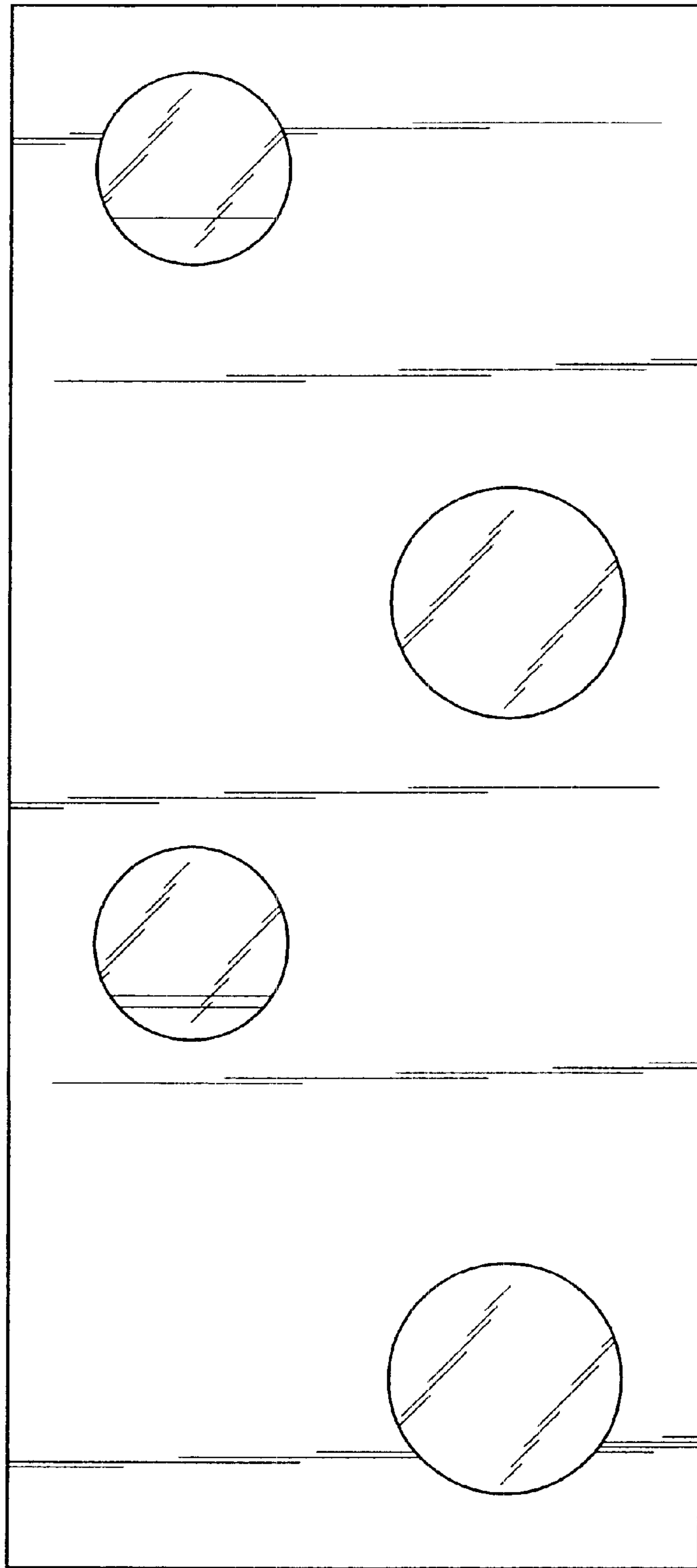


FIG. 4




FIG. 5




FIG. 6

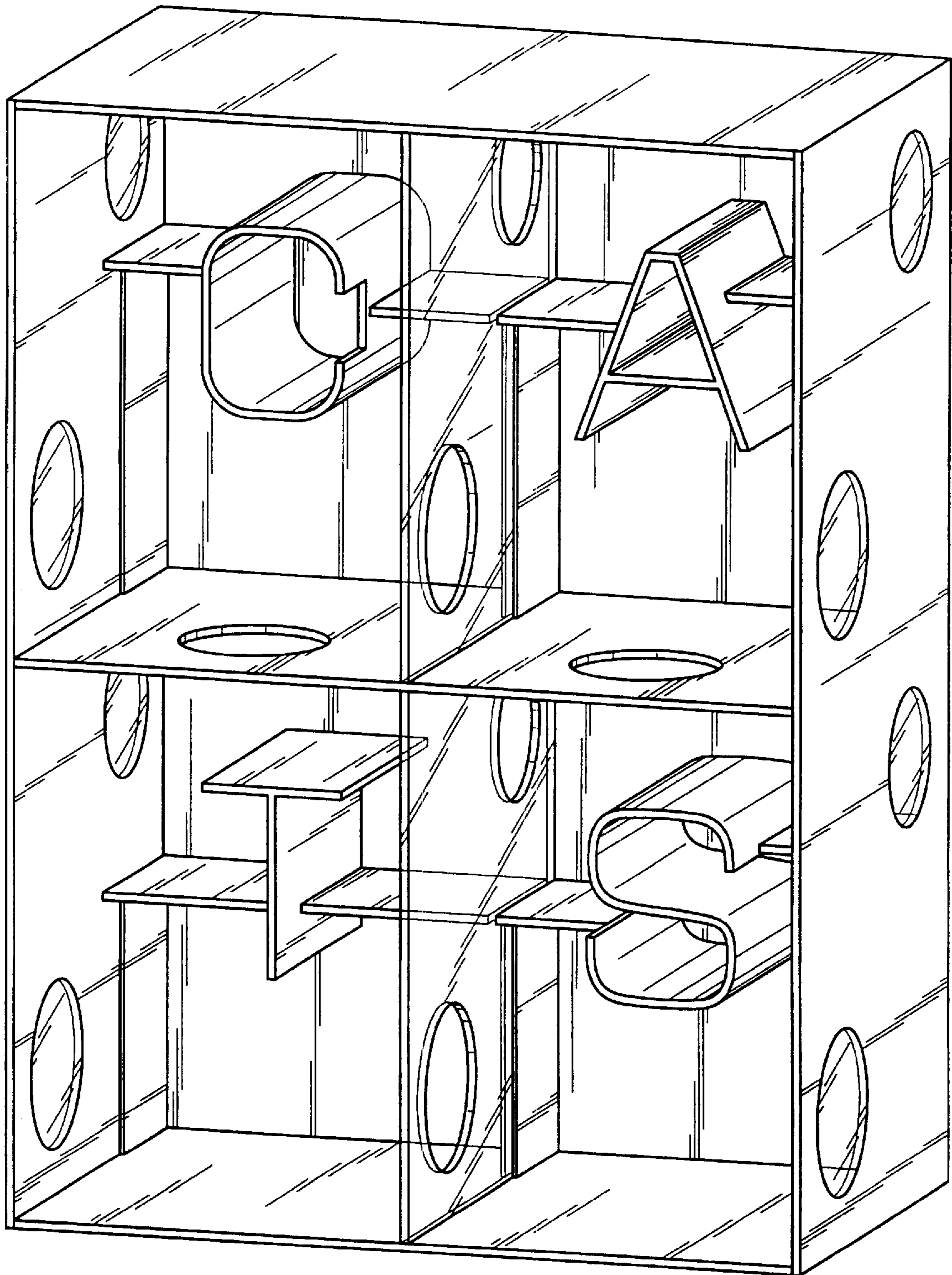


FIG. 7




FIG. 8