



US00D476774S

(12) **United States Design Patent** (10) **Patent No.:** **US D476,774 S**
Lee (45) **Date of Patent:** **** Jul. 1, 2003**

(54) **COSMETIC CASE**

(76) Inventor: **Ya-Tsi Lee**, 9F-1, No. 60, Sec. 4,
Chung Hsiao E. Rd., Taipei (TW)

(**) Term: **14 Years**

(21) Appl. No.: **29/173,191**

(22) Filed: **Dec. 26, 2002**

(51) **LOC (7) Cl.** **28-03**

(52) **U.S. Cl.** **D28/78**

(58) **Field of Search** D28/73, 76-84;
132/293-307, 314-315; D3/295; 220/DIG. 26;
206/581, 823

(56) **References Cited**

U.S. PATENT DOCUMENTS

D321,415 S * 11/1991 Chen D28/80
D441,915 S * 5/2001 Wardlaw D28/83
D463,884 S * 10/2002 Fang D28/82

FOREIGN PATENT DOCUMENTS

XH DM/057835 * 9/2001 D28/78

* cited by examiner

Primary Examiner—Jennifer Rivard

(74) *Attorney, Agent, or Firm*—Rosenberg, Klein & Lee

(57) **CLAIM**

The ornamental design for a cosmetic case, as shown and described.

DESCRIPTION

FIG. 1 is a perspective view of a cosmetic case showing my new design;

FIG. 2 is a top plan view thereof;

FIG. 3 is a bottom plan view thereof;

FIG. 4 is a front elevational view thereof;

FIG. 5 is a rear elevational view thereof;

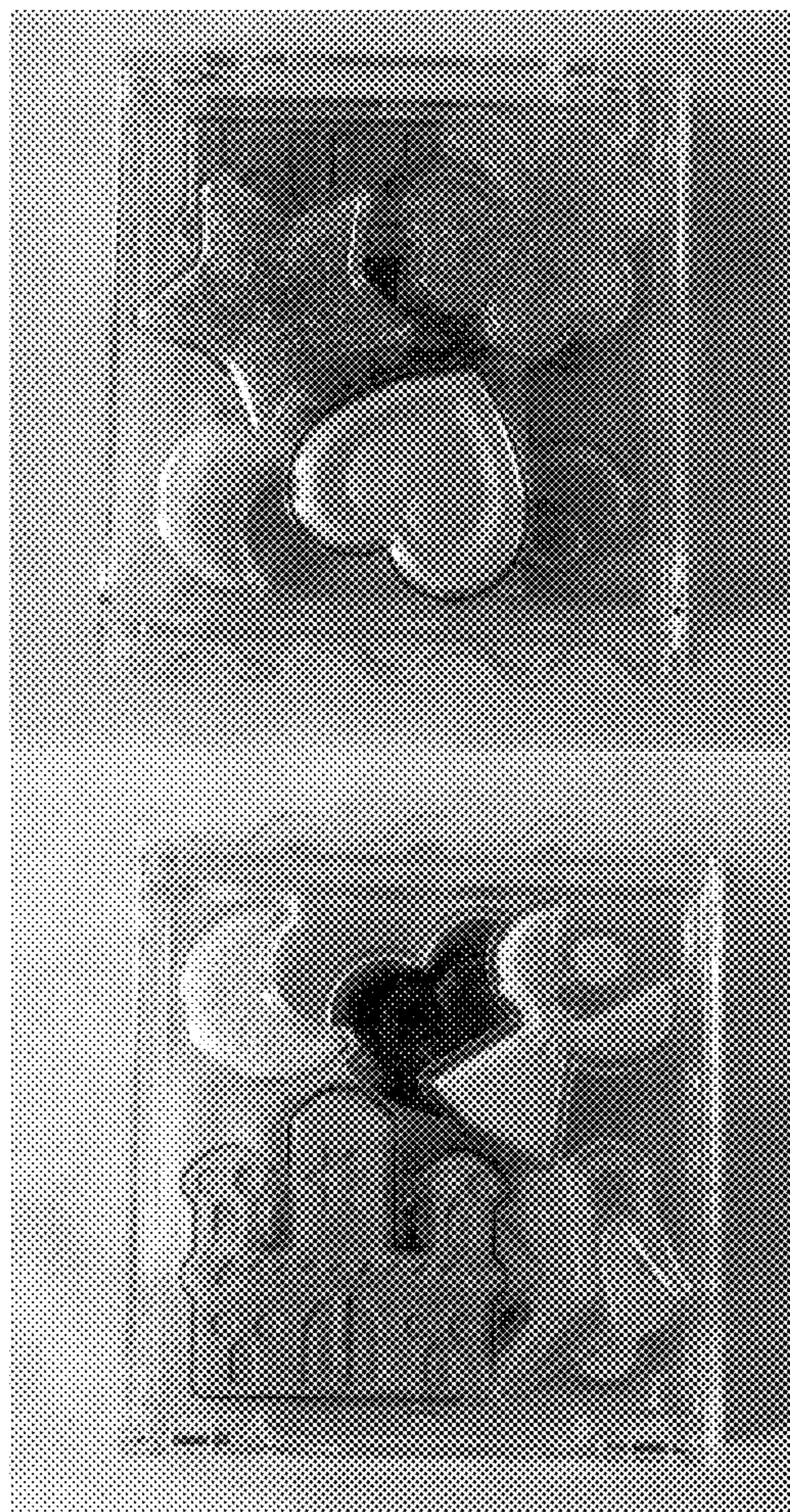
FIG. 6 is a left side elevational view thereof;

FIG. 7 is a right side elevational view thereof;

FIG. 8 is a perspective view of the cosmetic case in an opened state showing an upper layer and an intermediate layer; and,

FIG. 9 is a perspective view of the cosmetic case in an opened state showing the intermediate layer and a lower layer.

1 Claim, 5 Drawing Sheets






FIG. 1

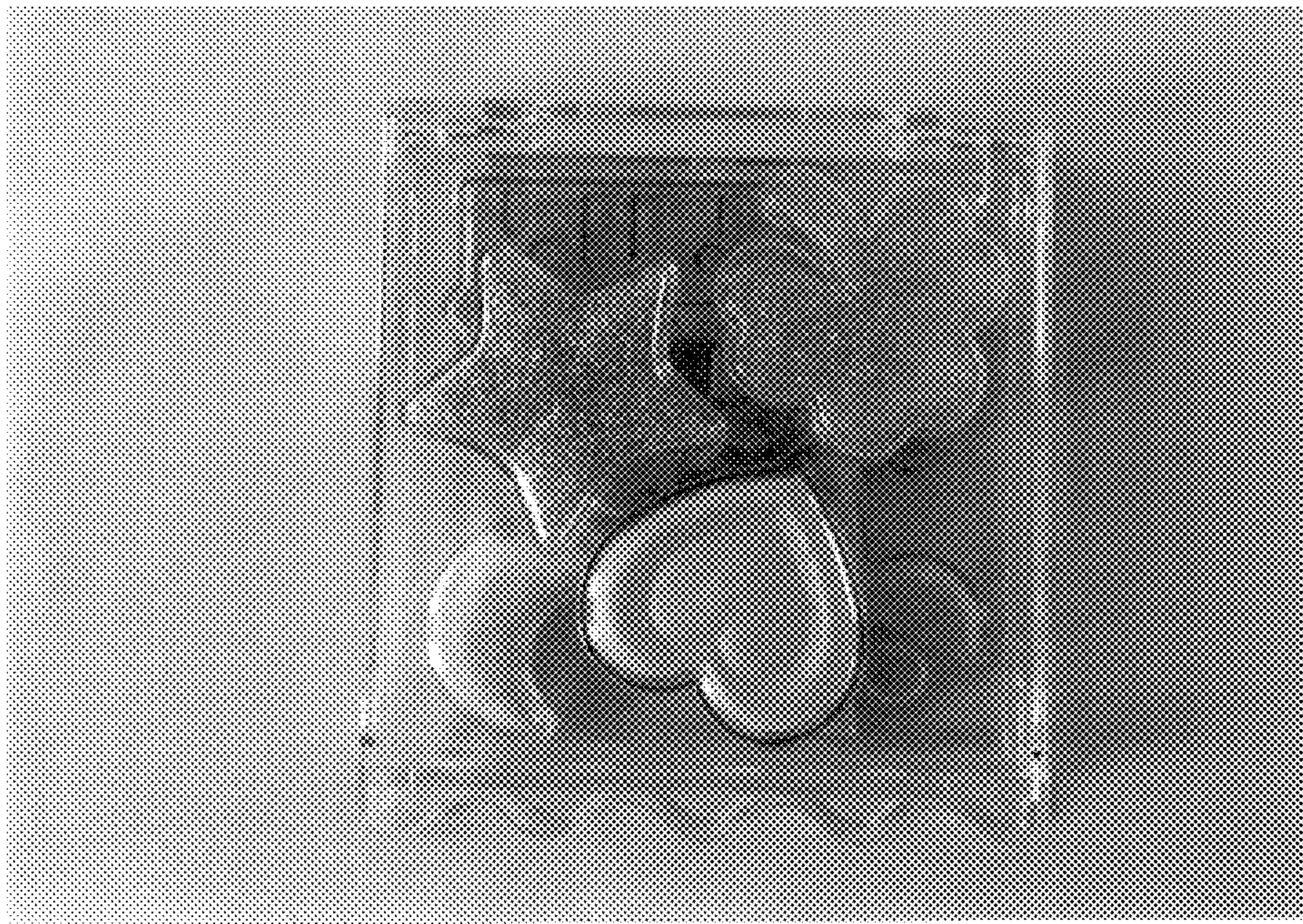


FIG. 2




FIG. 3




FIG. 4




FIG. 5




FIG. 6




FIG. 7




FIG. 8




FIG. 9