



US00D476767S

(12) **United States Design Patent**
Warden

(10) **Patent No.:** **US D476,767 S**

(45) **Date of Patent:** **** Jul. 1, 2003**

(54) **PET COLLAR LIGHT**

(76) Inventor: **Margaret M. Warden**, 5 Quail St.,
Hilton Head, SC (US) 29928

(**) Term: **14 Years**

(21) Appl. No.: **29/155,968**

(22) Filed: **Feb. 21, 2002**

(51) **LOC (7) Cl.** **26-02**

(52) **U.S. Cl.** **D26/38; D30/152; D30/199**

(58) **Field of Search** **D30/199, 152,**
D30/155; D26/38, 37, 51; 119/858-860,
865, 709, 863, 654; 362/108, 191, 806,
808, 122, 124

(56) **References Cited**

U.S. PATENT DOCUMENTS

1,452,250	A	4/1923	Moore et al.	
3,213,830	A	* 10/1965	Wiesemann	119/654
D243,411	S	2/1977	Johnson	
D245,522	S	8/1977	Mulkey et al.	
D336,144	S	6/1993	Galati	
5,373,815	A	12/1994	Sagebiel	
D360,304	S	7/1995	Fachinger	
D370,282	S	5/1996	Grether	
D406,909	S	3/1999	Wang	
D407,163	S	3/1999	Berkowitz	
D421,762	S	3/2000	Shirley et al.	
D442,305	S	5/2001	Warden	
D442,714	S	5/2001	Warden	
D445,518	S	7/2001	Warden	
D467,393	S	12/2002	Warden	

OTHER PUBLICATIONS

Ruff & Tumble Company brochure—undated.

* cited by examiner

Primary Examiner—Pamela Burgess

(74) *Attorney, Agent, or Firm*—Nelson Mullins Riley &
Scarborough, L.L.P.

(57) **CLAIM**

The ornamental design of a pet collar light, substantially as
shown and described.

DESCRIPTION

FIG. 1 is a perspective view of a pet collar light embodying
the design of the present invention.

FIG. 2 is a left side elevational view of the pet collar light
illustrated in FIG. 1.

FIG. 3 is a right side elevational view of the pet collar light
illustrated in FIG. 1.

FIG. 4 is a front view of the pet collar light illustrated in FIG.
1.

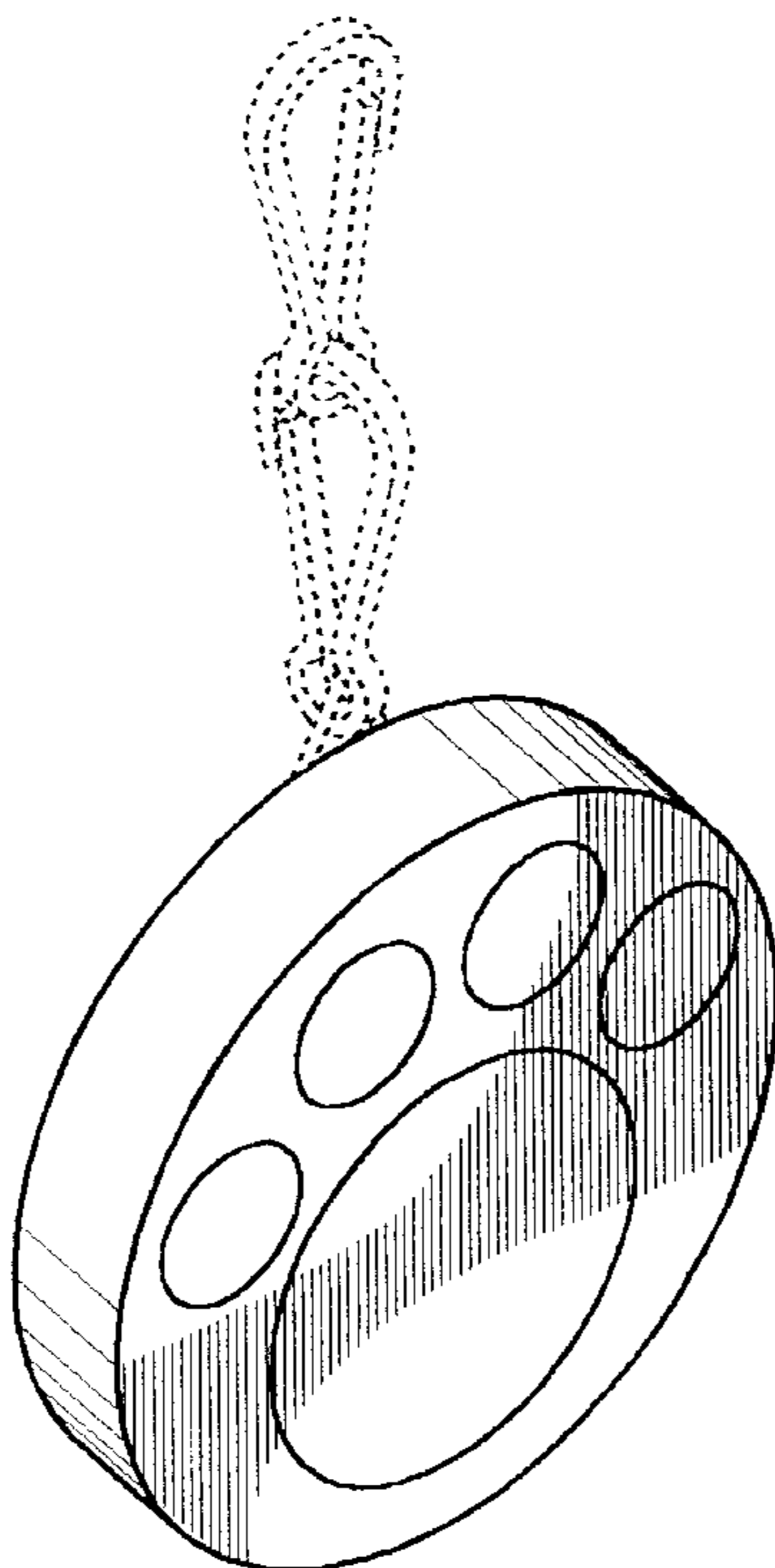
FIG. 5 is a rear view of the pet collar light illustrated in FIG.
1.

FIG. 6 is a top view of the pet collar light illustrated in FIG.
1; and,

FIG. 7 is a bottom view of the pet collar light illustrated in
FIG. 1.

The latch assembly shown in broken lines does not form a
part of the claimed design.

1 Claim, 2 Drawing Sheets



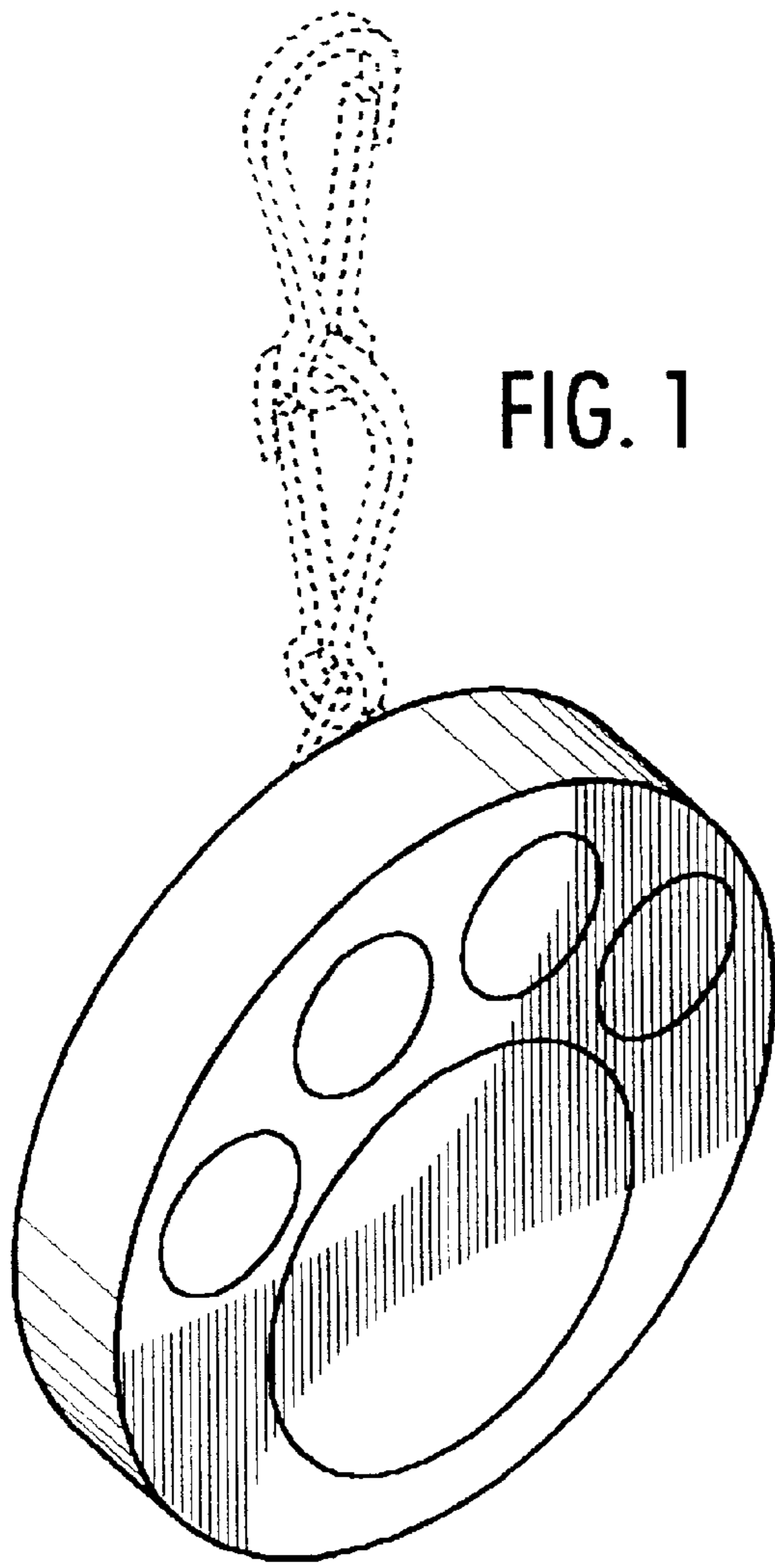


FIG. 1

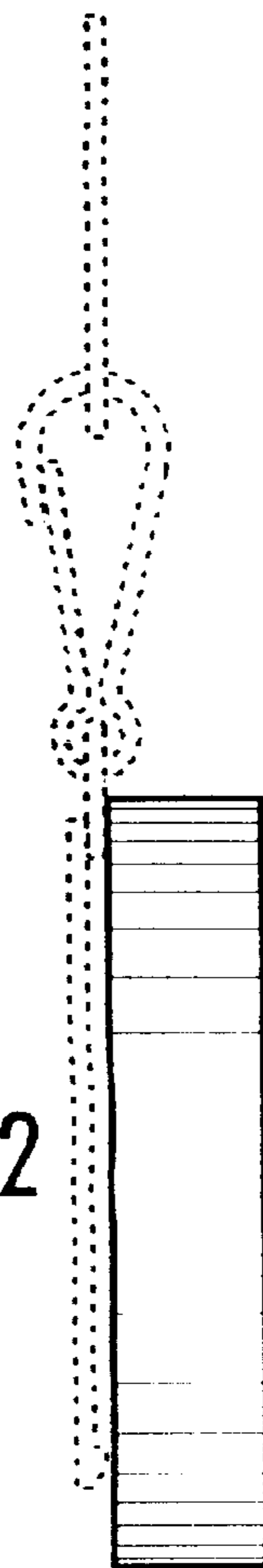


FIG. 2

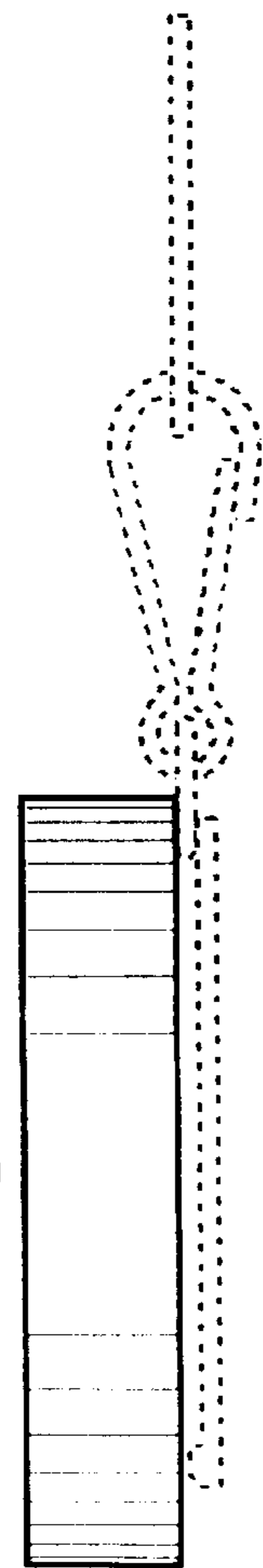


FIG. 3

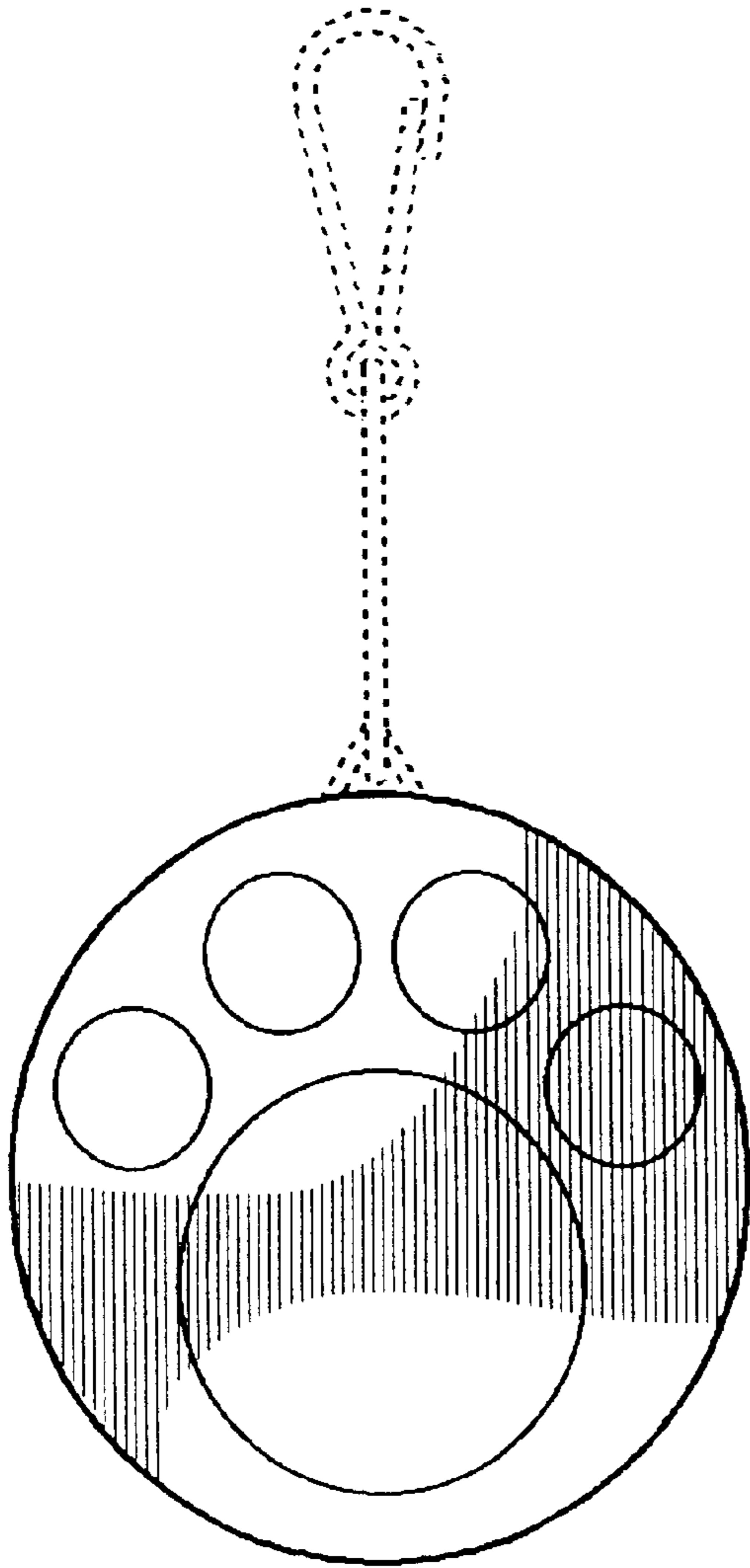


FIG. 4

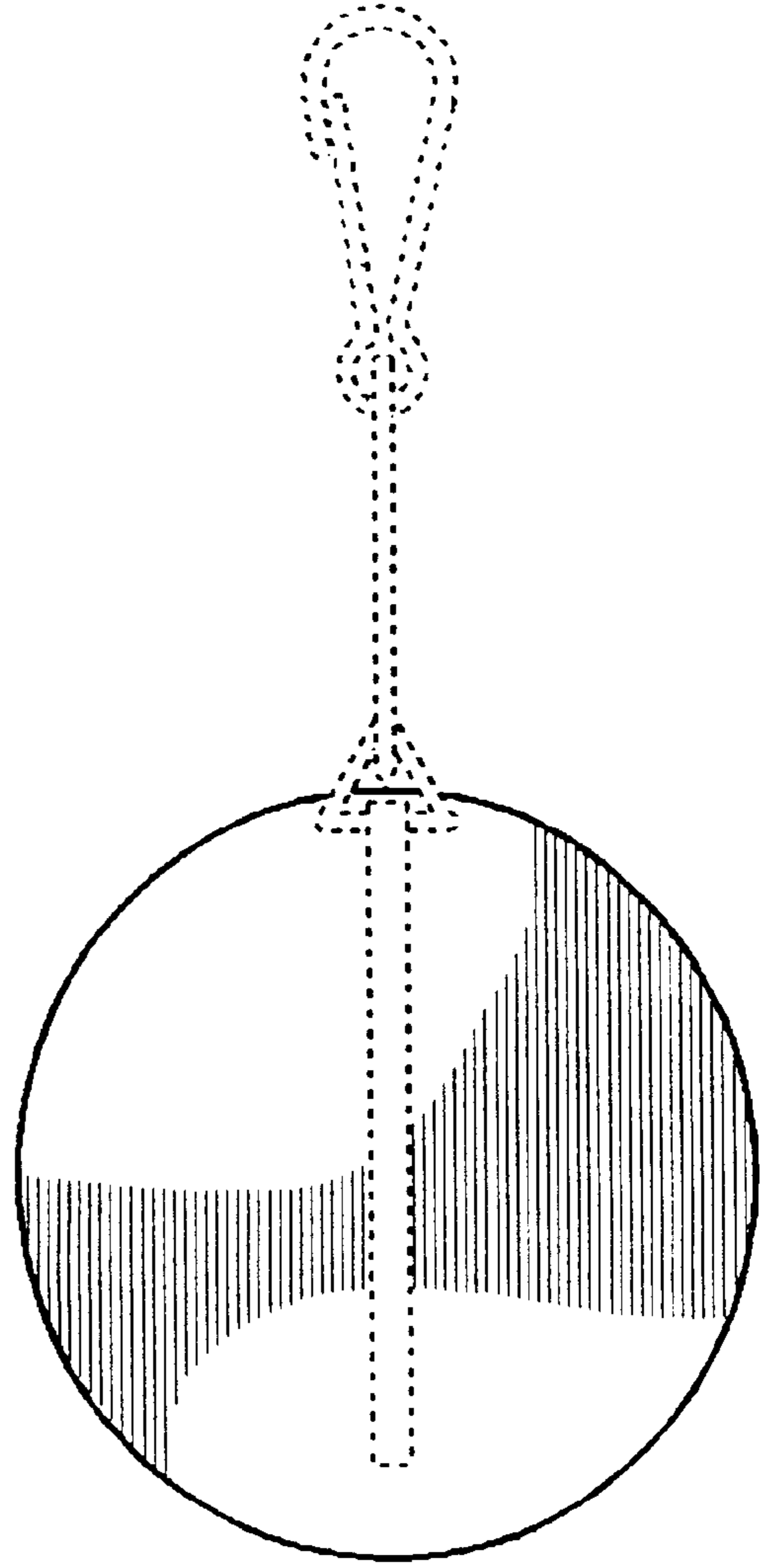


FIG. 5




FIG. 6




FIG. 7