



US00D476766S

(12) **United States Design Patent**
Halasz

(10) **Patent No.:** **US D476,766 S**
(45) **Date of Patent:** **** Jul. 1, 2003**

(54) **COMBINED FLASHLIGHT AND CLIP**

(75) Inventor: **Christopher Lee Halasz**, Parker, CO (US)

(73) Assignee: **Rutter Royalty LLC**, Moab, UT (US)

(**) Term: **14 Years**

(21) Appl. No.: **29/135,659**

(22) Filed: **Jan. 15, 2001**

(51) **LOC (7) Cl.** **26-02**

(52) **U.S. Cl.** **D26/38**

(58) **Field of Search** D26/38, 37, 390,
D26/40, 41, 46, 47, 48, 50, 51, 60; 362/157,
158, 183, 159, 185, 200, 201, 208

(56) **References Cited**

U.S. PATENT DOCUMENTS

D236,652 S	*	9/1975	Zalman	D26/37
D263,433 S	*	3/1982	Cunha	D26/38
D273,049 S	*	3/1984	Lam et al.	D26/38
5,463,539 A	*	10/1995	Venderbelt et al.	362/200
D375,372 S	*	11/1996	Allen	D26/37
D380,567 S	*	7/1997	Hon	D26/38
D417,021 S	*	11/1999	Hollinger	D26/38
D419,251 S	*	1/2000	Parsons et al.	D26/38
D425,226 S	*	5/2000	Galli	D26/37
6,079,845 A	*	6/2000	Kreider	362/200
6,109,762 A	*	8/2000	Hallgrisson et al.	362/200
6,126,291 A	*	10/2000	Chung-Kuang et al.	362/208

D434,162 S	*	11/2000	Lau	D26/37
D435,675 S	*	12/2000	Sinclair	D26/37
6,190,018 B1	*	2/2001	Parsons et al.	362/200
D441,473 S	*	5/2001	Parsons et al.	D26/38
D443,370 S	*	6/2001	Yu	D26/37

* cited by examiner

Primary Examiner—Cynthia E. Ramirez

(74) *Attorney, Agent, or Firm*—LeBoeuf, Lamb, Greene & MacRae, L.L.P.; John R. Posthumus

(57) **CLAIM**

The ornamental design for a combined flashlight and clip, as shown.

DESCRIPTION

FIG. 1 is a perspective view of a combined flashlight and clip in accordance with the present invention.

FIG. 2 is a top view of the combined flashlight and clip in accordance with the present invention.

FIG. 3 is a bottom view of the combined flashlight and clip in accordance with the present invention.

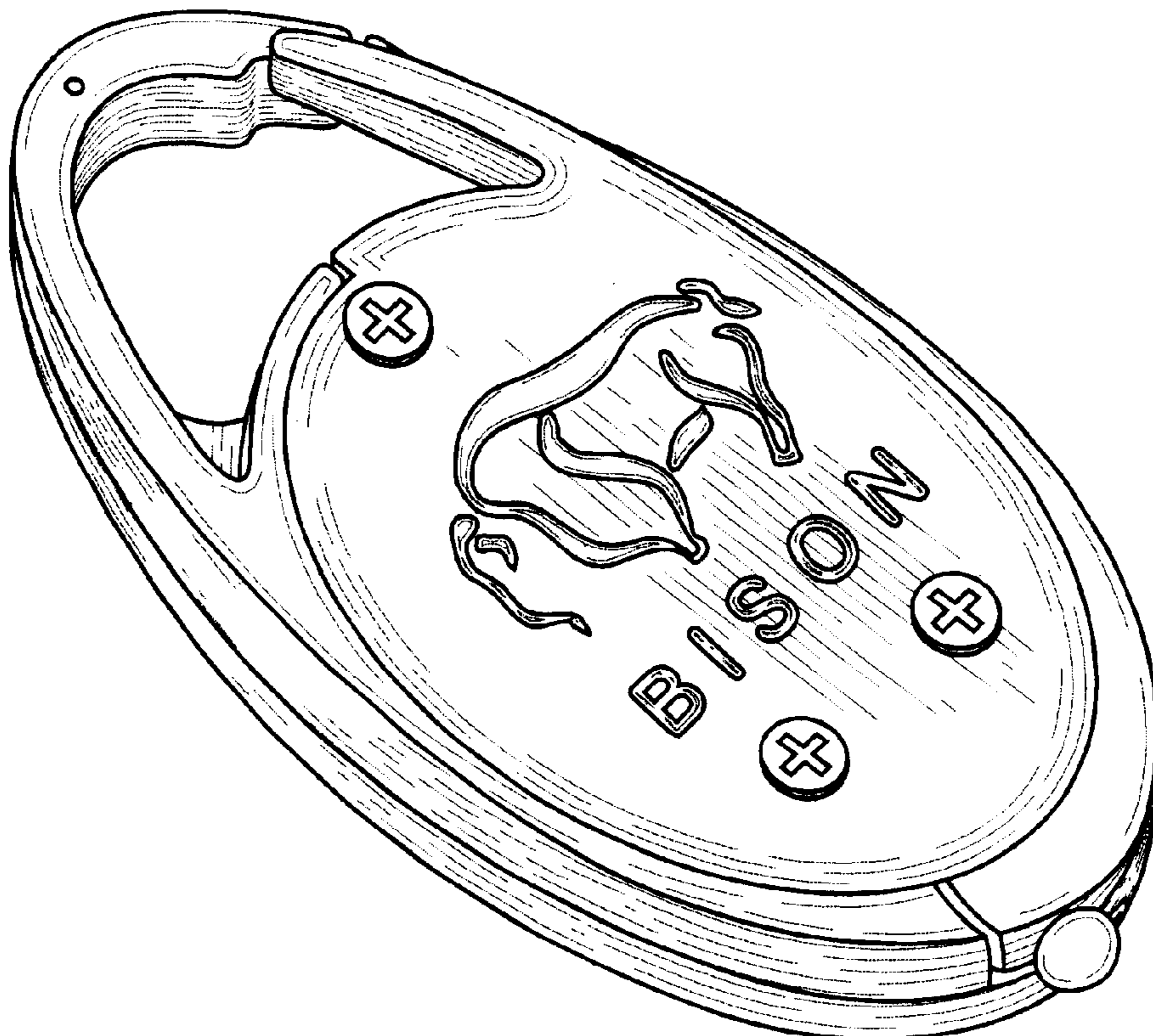
FIG. 4 is a first side view of the combined flashlight and clip in accordance with the present invention.

FIG. 5 is a second side view of the combined flashlight and clip in accordance with the present invention.

FIG. 6 is a front view of the combined flashlight and clip in accordance with the present invention; and,

FIG. 7 is a back view of the combined flashlight and clip in accordance with the present invention.

1 Claim, 2 Drawing Sheets



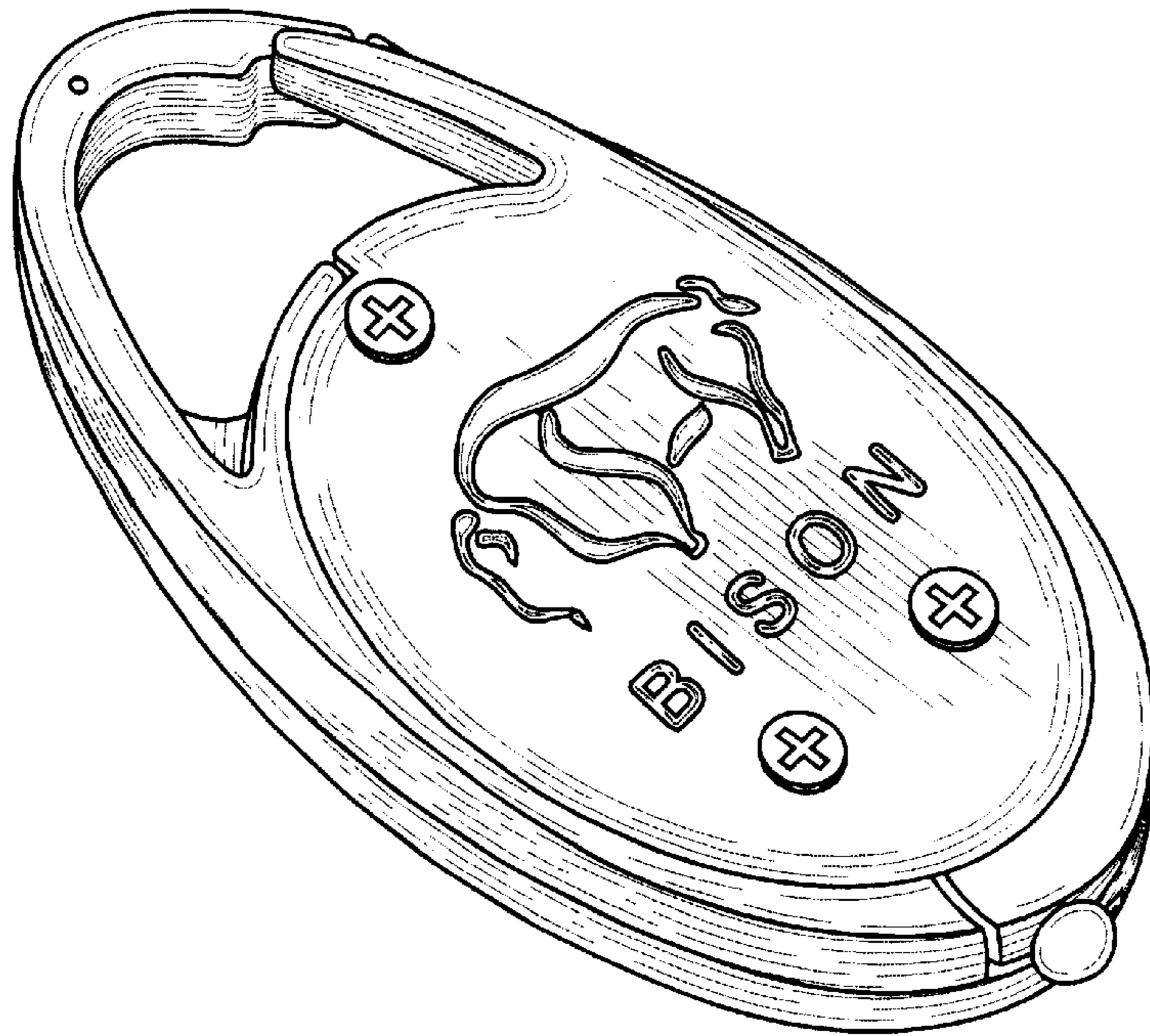


FIG. 1




FIG. 2

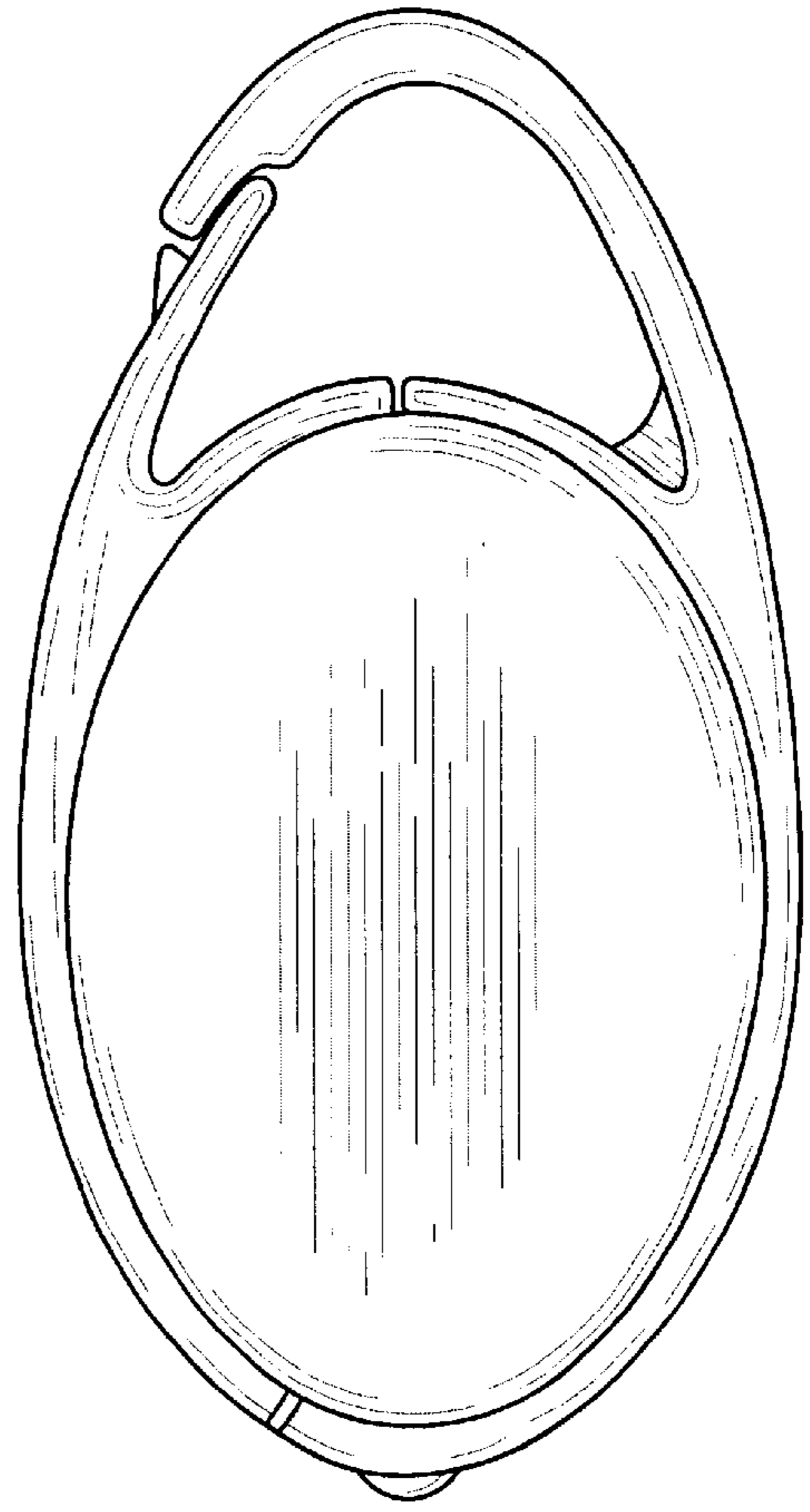


FIG. 3

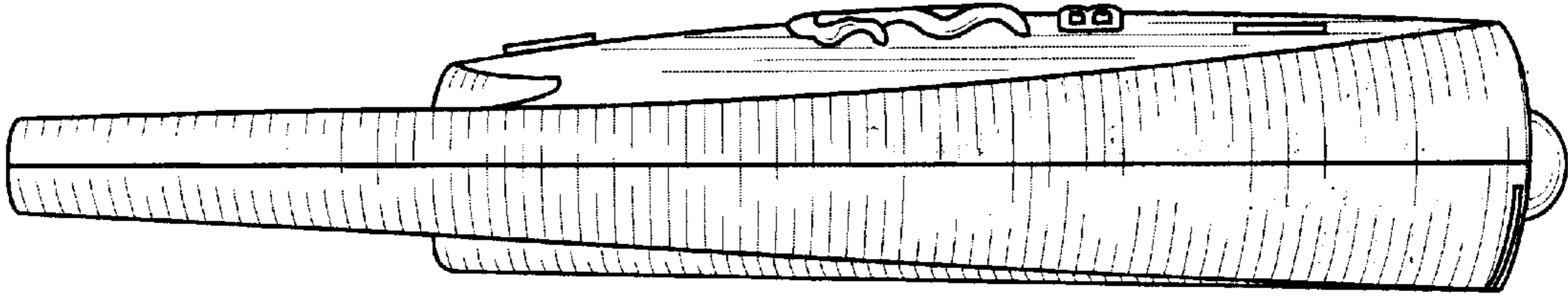


FIG. 4

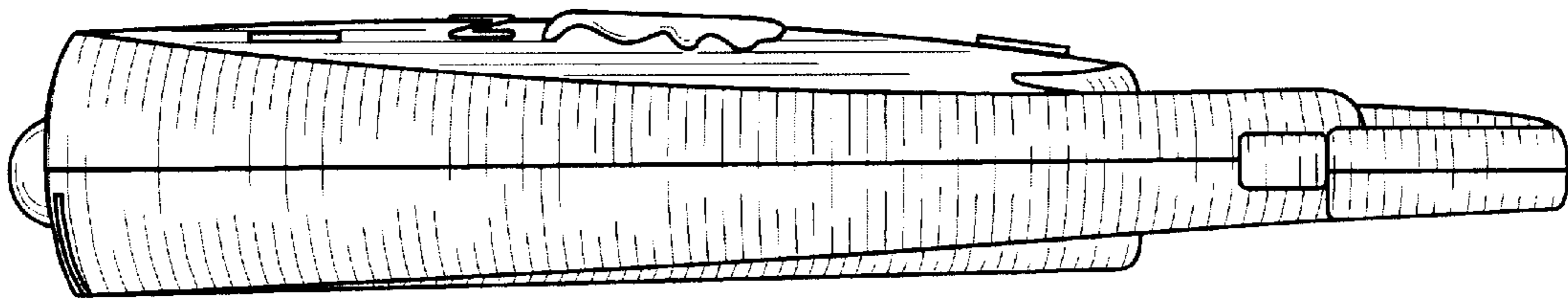


FIG. 5

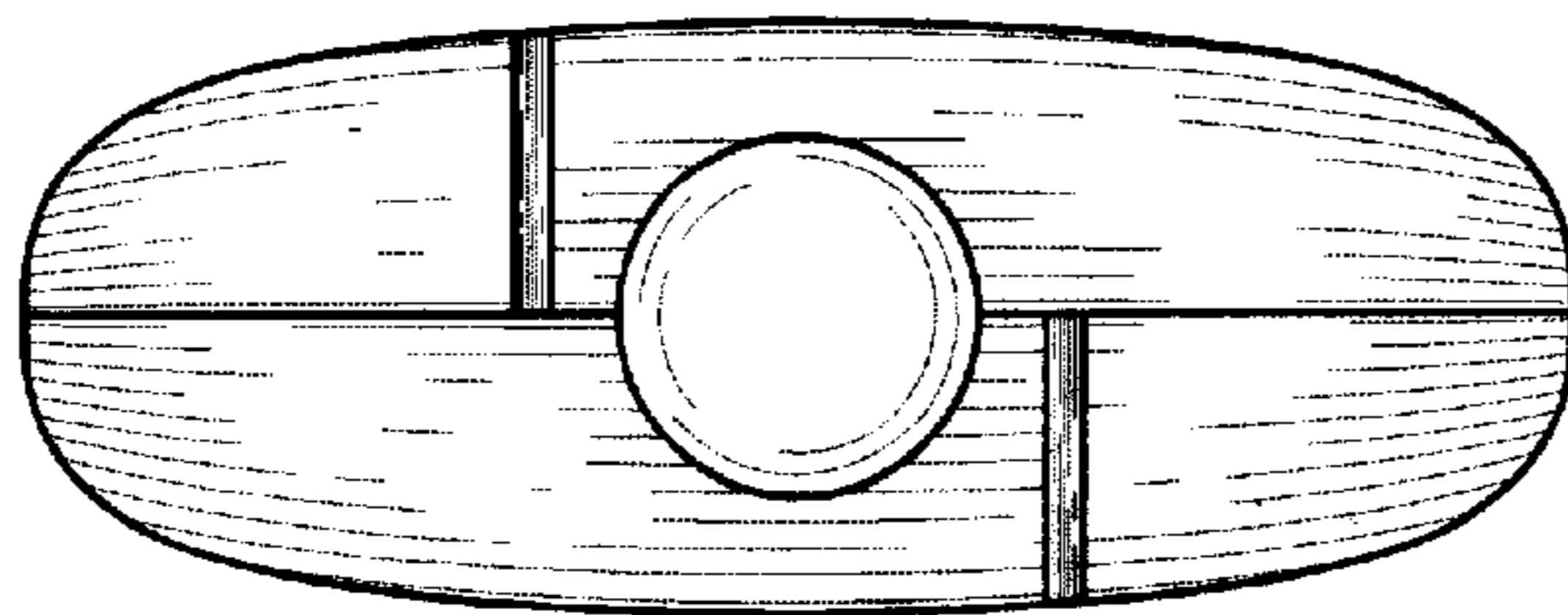


FIG. 6

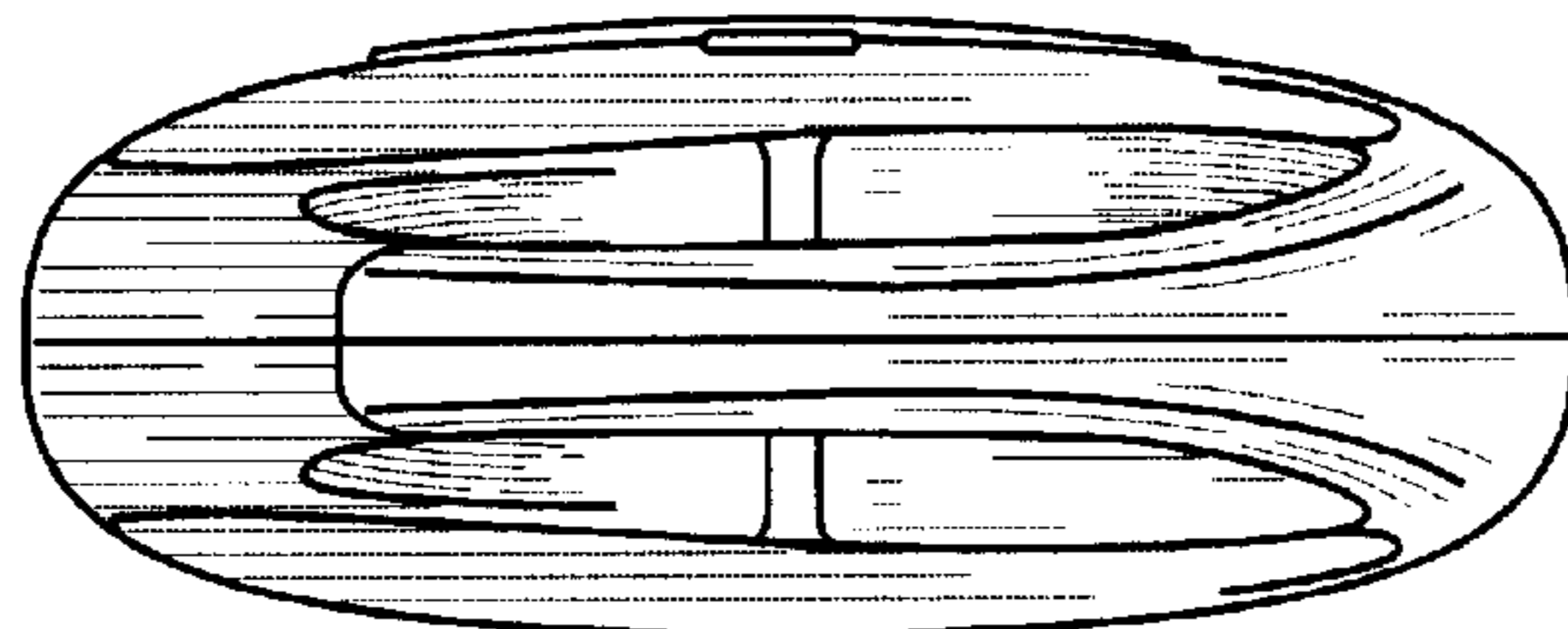


FIG. 7