



US00D476743S

(12) **United States Design Patent**
D'Silva et al.

(10) **Patent No.:** **US D476,743 S**

(45) **Date of Patent:** **** Jul. 1, 2003**

(54) **BASE UNIT FOR A DENTAL DEVICE**

(75) Inventors: **Ed D'Silva**, Loveland, CO (US);
Robert B. Male, Fort Collins, CO (US)

(73) Assignee: **Water Pik, Inc.**, Fort Collins, CO (US)

(**) Term: **14 Years**

(21) Appl. No.: **29/154,989**

(22) Filed: **Feb. 1, 2002**

(51) **LOC (7) Cl.** **24-01**

(52) **U.S. Cl.** **D24/177**

(58) **Field of Search** D24/176, 177;
433/118, 28, 77, 78, 80-88, 27, 29, 98

(56) **References Cited**

U.S. PATENT DOCUMENTS

D197,208 S	12/1963	Cassidy et al.	D9/2
3,143,697 A	8/1964	Springer	320/2
3,278,167 A	* 10/1966	Bowman	433/118
3,371,260 A	2/1968	Jackson et al.	320/2
D212,208 S	9/1968	Rogers	D4/16
3,418,552 A	12/1968	Holmes	320/2
3,463,994 A	8/1969	Spohr	320/2
D221,823 S	9/1971	Cook	D4/15
D254,162 S	2/1980	Barker	D4/15
D283,374 S	4/1986	Cheuk-Yiu	D4/101
D303,876 S	10/1989	Clemens et al.	D4/101
D319,363 S	8/1991	Uemura et al.	D6/534

D321,986 S	12/1991	Snyder et al.	D4/101
D341,943 S	12/1993	Si-Hoe	D4/108
D353,490 S	12/1994	Hartwein	D4/108
D354,168 S	1/1995	Hartwein	D4/108
D358,801 S	5/1995	Vos	D13/108
D360,466 S	* 7/1995	Nordstrom et al.	D24/176
D363,605 S	10/1995	Kou et al.	D4/101
D371,242 S	7/1996	Shimatsu et al.	D4/108
D375,841 S	11/1996	Serbinski	D4/108
D394,706 S	* 5/1998	Pate	D24/176
D403,511 S	1/1999	Serbinski	D4/108

* cited by examiner

Primary Examiner—Antoine Duval Davis

(74) *Attorney, Agent, or Firm*—Dorsey & Whitney LLP

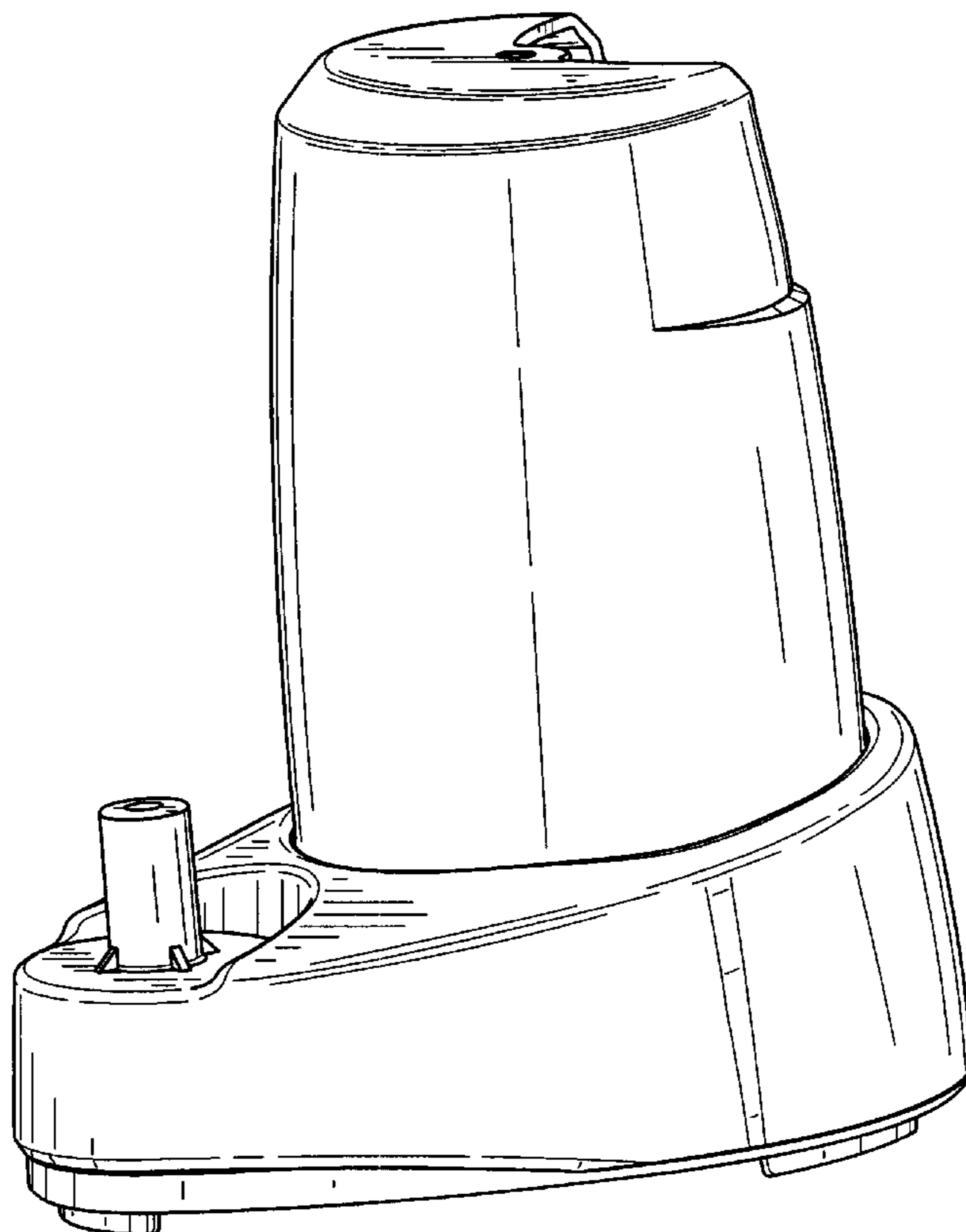
(57) **CLAIM**

The ornamental design for a base unit for a dental device, as shown and described.

DESCRIPTION

FIG. 1 is a right-side perspective view of a base unit for a dental device showing our new design; FIG. 2 is a front elevation view thereof; FIG. 3 is a rear elevation view thereof; FIG. 4 is a right side elevation view thereof; FIG. 5 is a left side elevation view thereof; FIG. 6 is a top plan view thereof; and, FIG. 7 is a bottom plan view thereof.

1 Claim, 4 Drawing Sheets



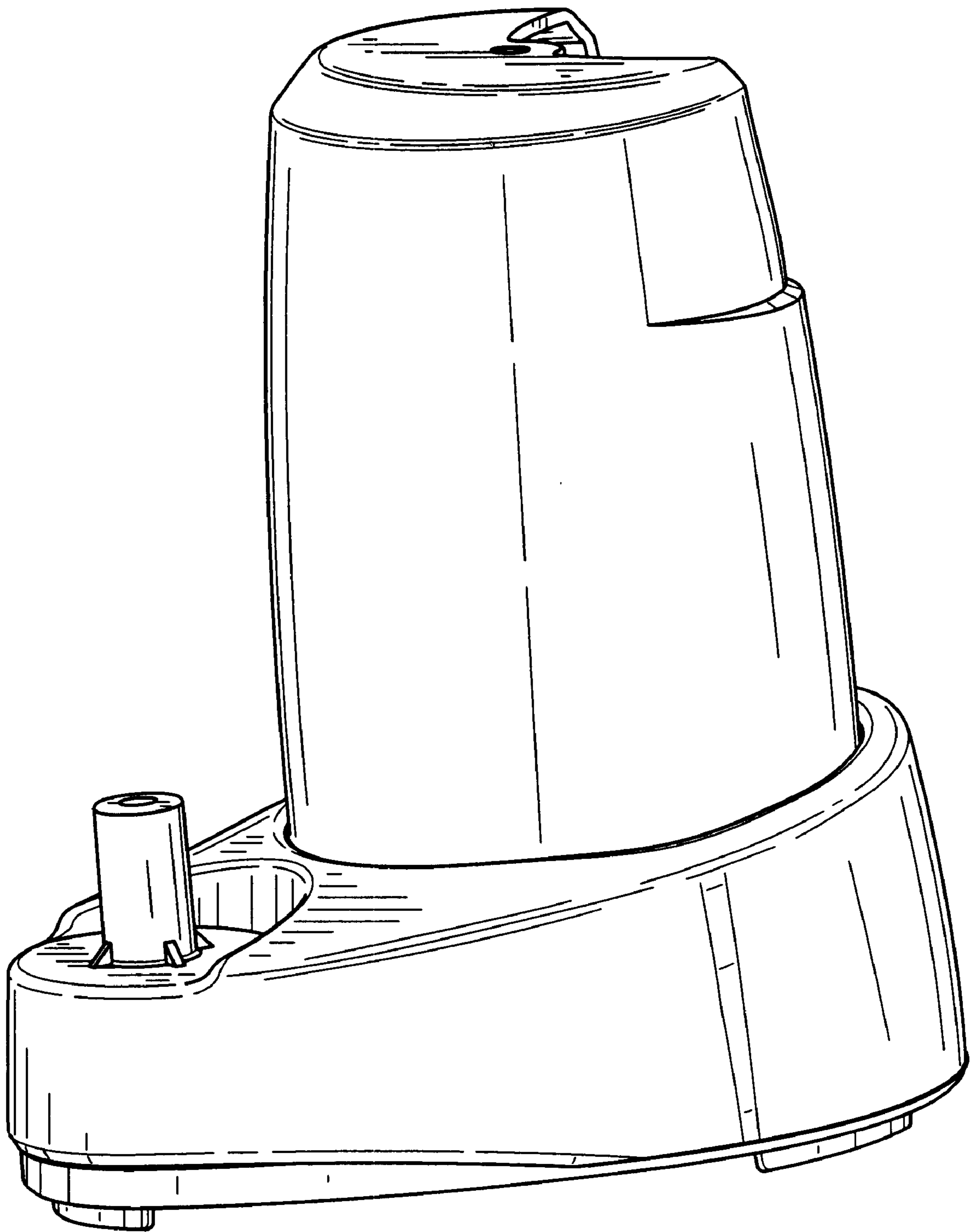


FIG. 1

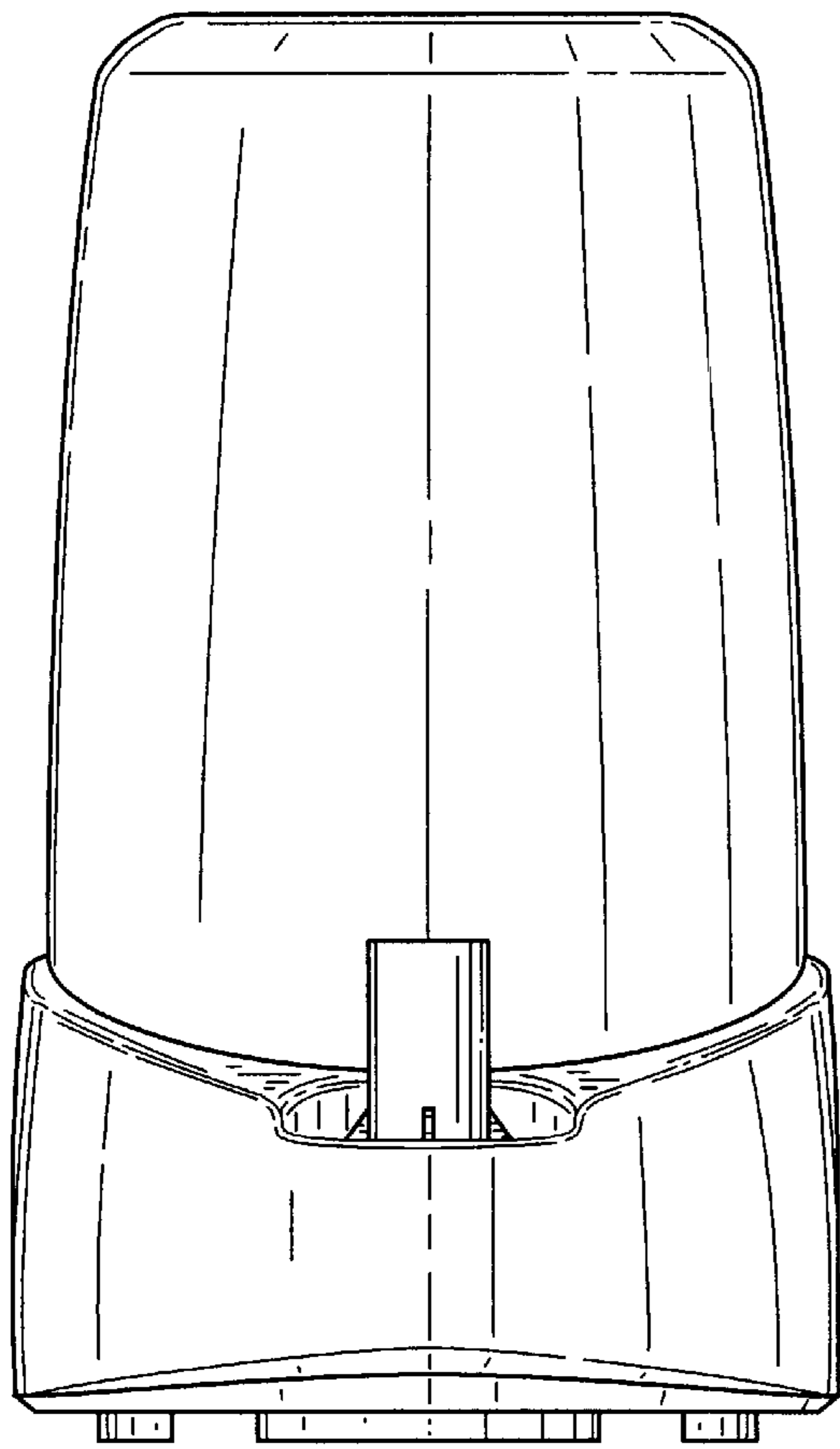


FIG. 2




FIG. 3




FIG. 4




FIG. 5

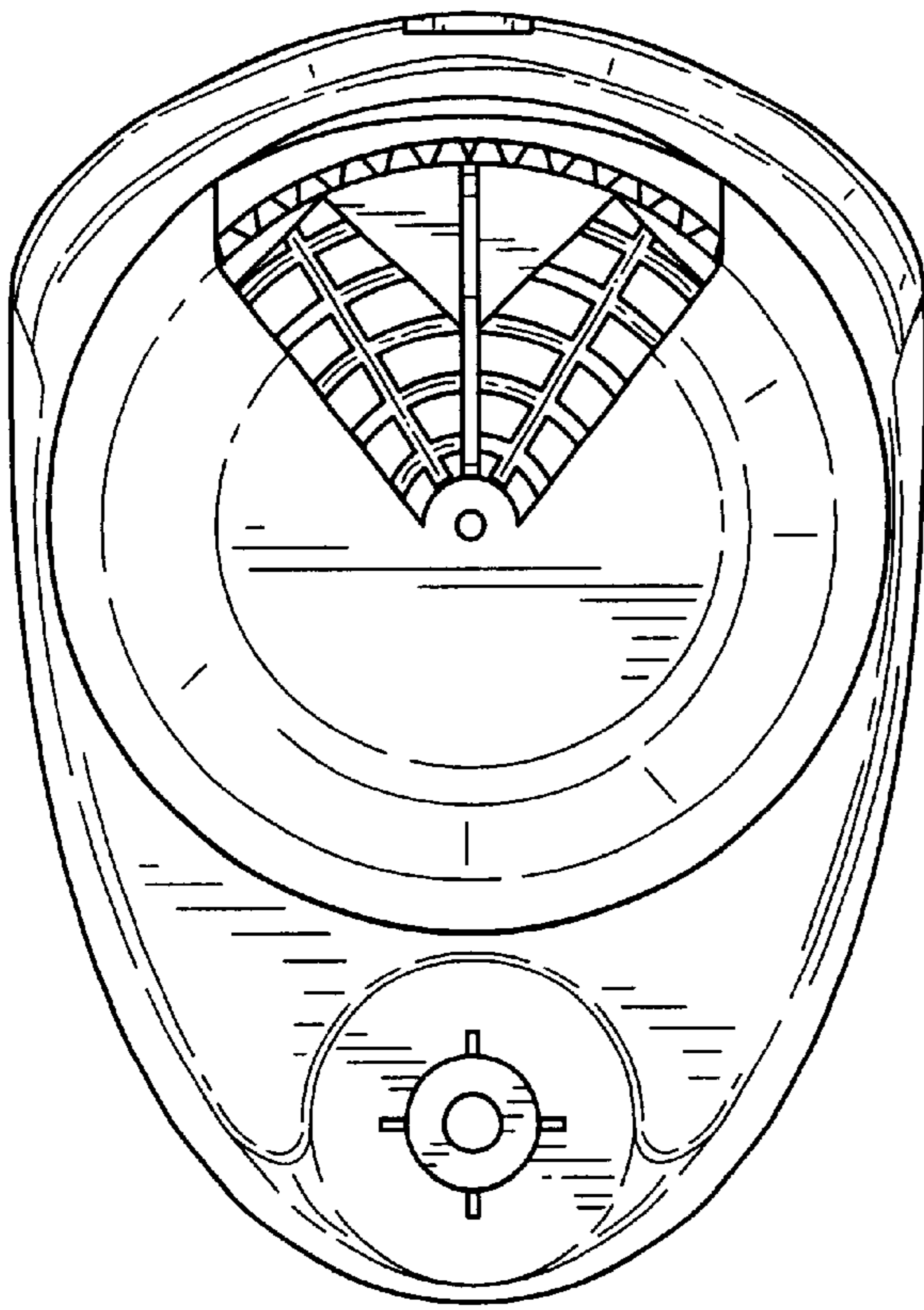


FIG. 6

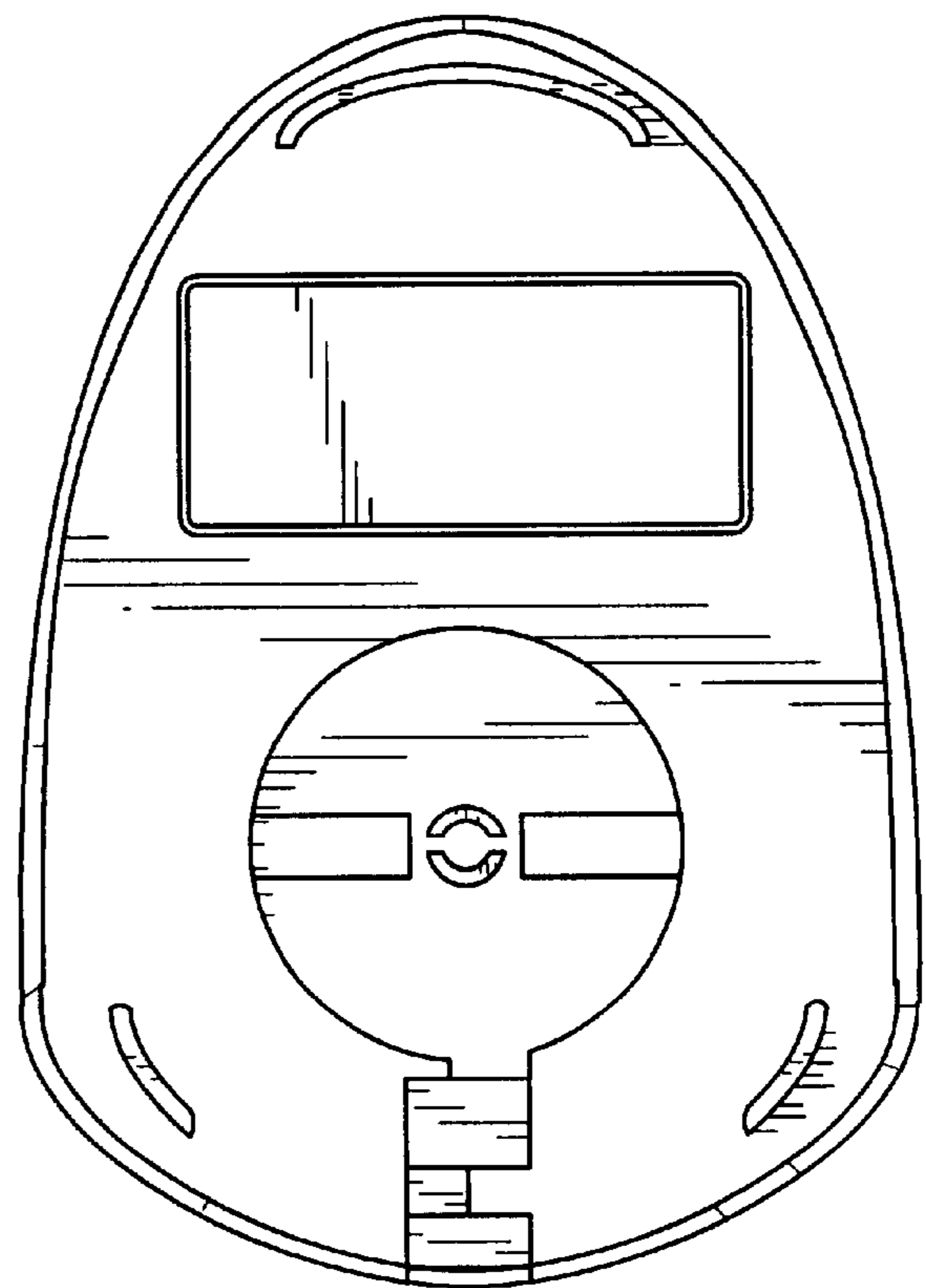


FIG. 7