



US00D476739S

(12) **United States Design Patent**
de Carvalho et al.

(10) **Patent No.:** **US D476,739 S**

(45) **Date of Patent:** **** Jul. 1, 2003**

(54) **SANITARY NAPKIN**

(75) Inventors: **Antonio Carlos Ribeiro de Carvalho,**
Sao Paulo (BR); Igor Philip Passos
Proglhof, Sao Paulo (BR)

(73) Assignee: **Johnson & Johnson Indsutria E**
Comercio LTDA (BR)

(**) Term: **14 Years**

(21) Appl. No.: **29/168,984**

(22) Filed: **Oct. 11, 2002**

Related U.S. Application Data

(60) Continuation of application No. 29/159,956, filed on Apr. 30, 2002, which is a division of application No. 29/123,575, filed on May 19, 2000, now abandoned.

(30) **Foreign Application Priority Data**

Nov. 25, 1999 (BR) 4741

(51) **LOC (7) Cl.** **24-04**

(52) **U.S. Cl.** **D24/125; D24/124**

(58) **Field of Search** **D24/124, 125;**
604/358, 384, 385.01, 386, 387, 389, 390

(56) **References Cited**

U.S. PATENT DOCUMENTS

- 3,397,697 A 8/1968 Rickard
- 3,805,790 A 4/1974 Kaczmarzyk et al.
- D247,368 S 2/1978 Whitehead
- 4,094,319 A 6/1978 Joa
- 4,589,876 A 5/1986 Van Tilburg
- 4,596,570 A 6/1986 Jackson et al.
- 4,597,759 A 7/1986 Johnson
- 4,608,047 A 8/1986 Mattingly
- 4,627,848 A 12/1986 Lassen et al.
- 4,687,478 A 8/1987 Van Tillburg
- 4,804,380 A 2/1989 Lassen et al.
- 4,848,572 A 7/1989 Herrera
- 4,900,320 A 2/1990 McCoy
- RE33,351 E 9/1990 Papajohn
- 5,358,499 A 10/1994 Seidy

- 5,383,868 A 1/1995 Hyun
- 5,454,804 A 10/1995 Widlund
- D366,524 S 1/1996 Chung
- D368,519 S 4/1996 Harrison et al.
- 5,558,657 A 9/1996 Hammons et al.
- H1657 H 6/1997 Hammons et al.
- 5,658,270 A 8/1997 Lichstein
- 5,683,373 A 11/1997 Darby
- 5,704,929 A 1/1998 Bien
- 5,713,886 A 2/1998 Sturino
- D392,736 S 3/1998 Erickson
- 5,729,835 A 3/1998 Williams
- D394,503 S 5/1998 Perrini
- D395,504 S 6/1998 Darby
- D395,508 S 6/1998 Darby
- D411,006 S 6/1999 Nixon et al.
- 5,951,537 A 9/1999 Osborn, III
- D416,324 S 11/1999 Nixon et al.
- D424,195 S 5/2000 Talon
- D425,196 S 5/2000 Nixon et al.
- D432,234 S 10/2000 Schlinz et al.
- 6,168,582 B1 1/2001 Hasegawa
- D439,971 S 4/2001 Richardson et al.
- D445,181 S 7/2001 Kramer

FOREIGN PATENT DOCUMENTS

- AU 123420 S 5/1995
- DE 29513548 U1 2/1996
- DE 29614542 U1 2/1997
- DE 20002192 U1 6/2000

(List continued on next page.)

Primary Examiner—Stella Reid

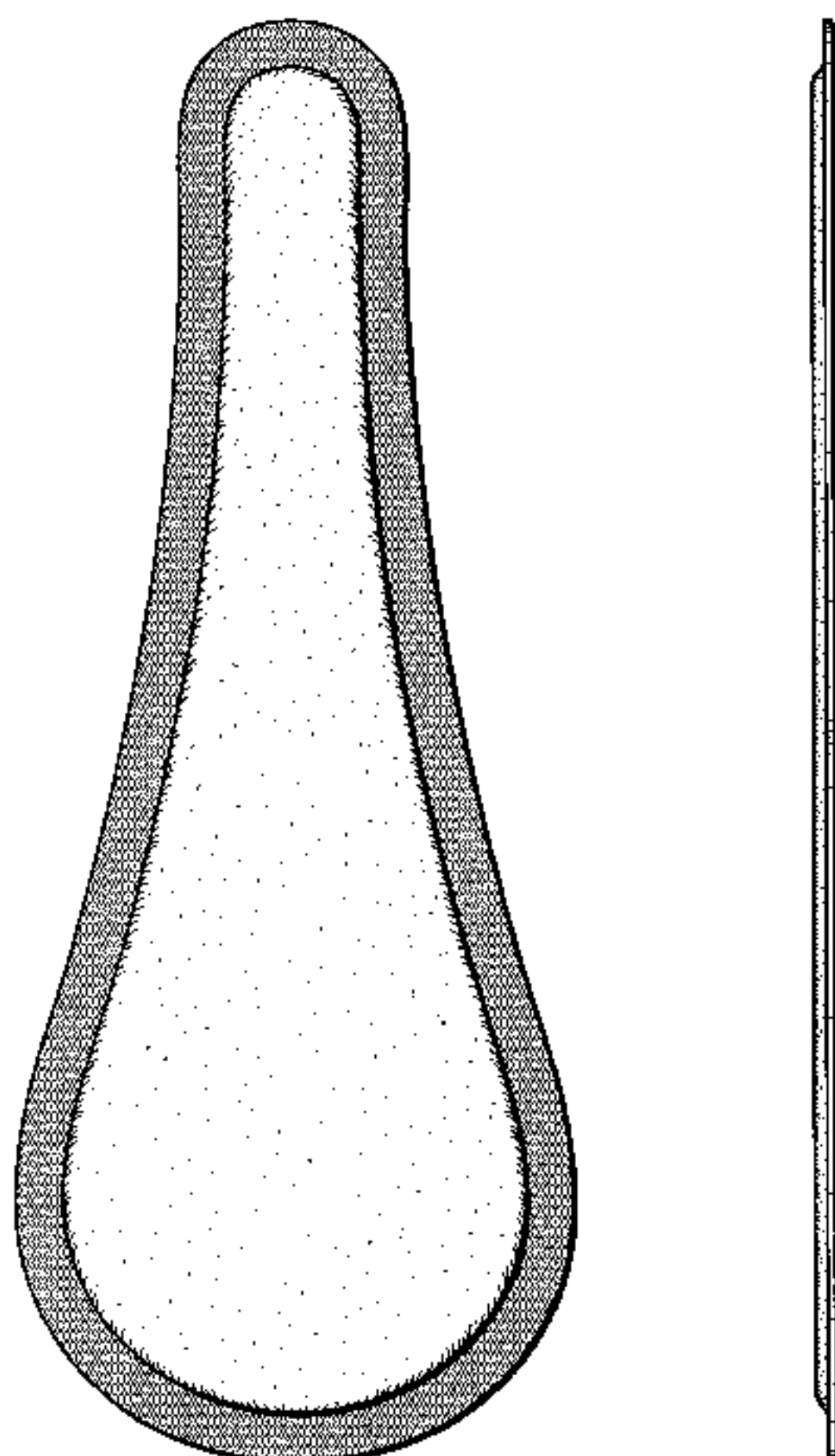
(57) **CLAIM**

The ornamental design for a sanitary napkin, as shown and described.

DESCRIPTION

FIG. 1 is a top plan view of a sanitary napkin, showing our new design;
FIG. 2 is a right side elevational view thereof, the left side elevational view being a mirror image;
FIG. 3 is a front elevational view thereof;
FIG. 4 is a rear elevational view thereof; and,
FIG. 5 is a bottom plan view thereof.

1 Claim, 2 Drawing Sheets



US D476,739 S

Page 2

| FOREIGN PATENT DOCUMENTS | | | |
|--------------------------|-------------|----|---------|
| DE | 20100676 | U1 | 4/2001 |
| DE | 20022170 | U1 | 9/2001 |
| EP | 0607986 | A1 | 7/1994 |
| EP | 0511905 | B1 | 8/1995 |
| EP | 0626837 | B1 | 4/1997 |
| EP | 0419434 | B2 | 11/1998 |
| EP | 0703765 | B1 | 9/2000 |
| EP | 1088536 | A2 | 4/2001 |
| EP | 1108406 | A2 | 6/2001 |
| EP | 1138293 | A1 | 10/2001 |
| EP | 1005307 | B1 | 1/2002 |
| ES | 108132 | | 9/1985 |
| ES | 286820 | | 11/1985 |
| ES | 108741 | | 12/1985 |
| ES | 119905 | | 12/1989 |
| ES | 1011560 | | 4/1990 |
| ES | 146450 | | 2/2000 |
| GB | 2191098 | A | 12/1987 |
| GB | 2076491 | | 11/1998 |
| GB | 2087071 | | 12/1999 |
| MR | 40005624 | | 6/2000 |
| MR | 40011582 | | 12/2000 |
| MU | 3240/97 | | 8/1997 |
| NZ | 236552 | | 9/1995 |
| WO | WO 97/05842 | A1 | 2/1997 |
| WO | DM 041199 | | 8/1997 |
| WO | DM 045544 | | 10/1998 |
| WO | WO 98/51249 | A1 | 11/1998 |
| WO | DM 054777 | | 12/2000 |
| WO | WO 00/72790 | A1 | 12/2000 |
| WO | DM 057815 | | 5/2001 |
| WO | WO 01/47453 | A1 | 7/2001 |
| WO | WO 01/72252 | A1 | 10/2001 |
| WO | WO 01/78636 | A1 | 10/2001 |
| WO | WO 01/78637 | A1 | 10/2001 |
| WO | WO 0178638 | A1 | 10/2001 |
| WO | DM 057902 | | 11/2001 |
| WO | WO 01/93794 | A1 | 12/2001 |

FIG. 1

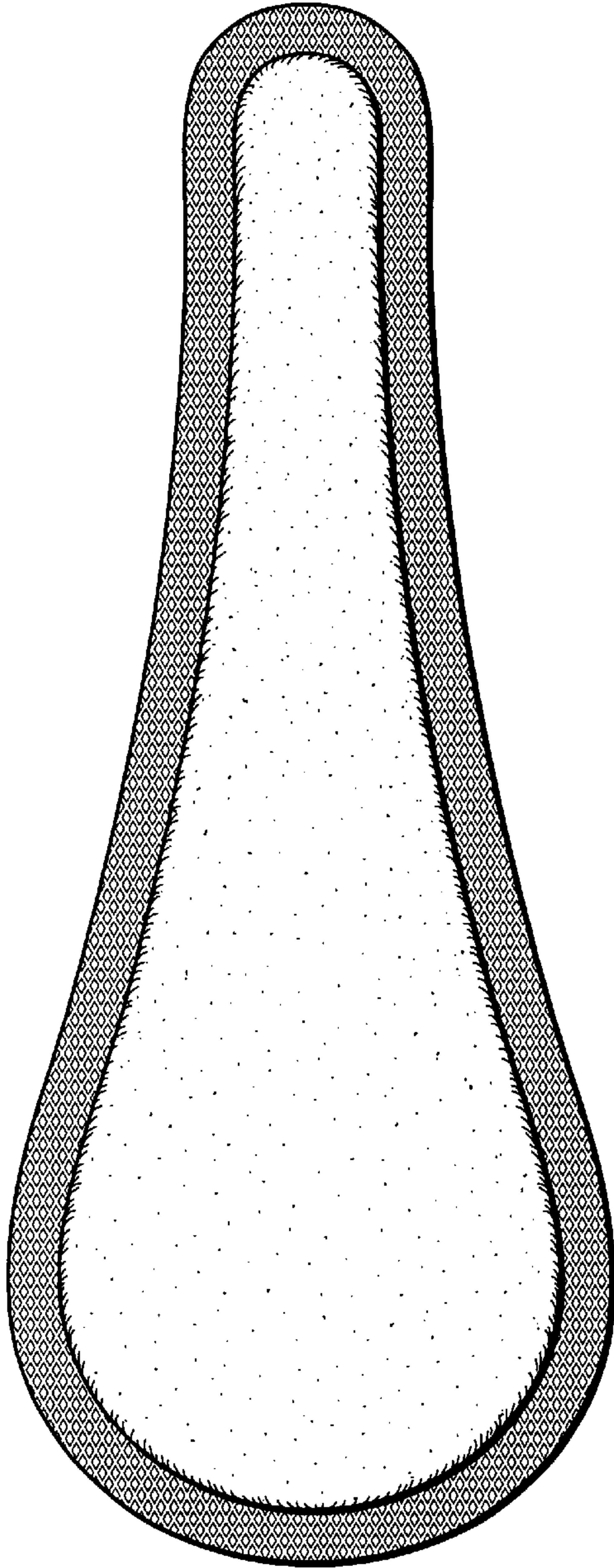


FIG. 2



FIG. 3

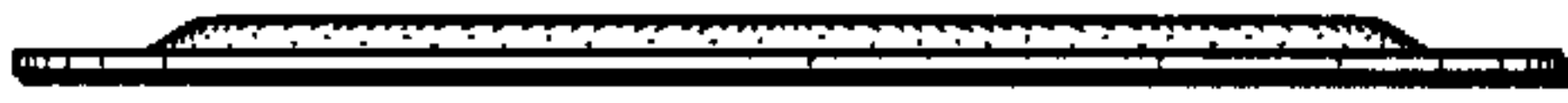


FIG. 4



FIG. 5

