



US00D476696S

(12) **United States Design Patent**
Cobb et al.

(10) **Patent No.:** **US D476,696 S**

(45) **Date of Patent:** **** Jul. 1, 2003**

(54) **SIGN FACE**

(75) Inventors: **Ronald W. Cobb**, Atlanta, GA (US);
Benjamin H. Bell, Avondale Estates,
GA (US)

(73) Assignee: **APCO Graphics, Inc.**, Atlanta, GA
(US)

(**) Term: **14 Years**

(21) Appl. No.: **29/169,947**

(22) Filed: **Oct. 30, 2002**

Related U.S. Application Data

(63) Continuation-in-part of application No. 29/148,044, filed on
Sep. 13, 2001, now Pat. No. Des. 469,473.

(51) **LOC (7) Cl.** **20-03**

(52) **U.S. Cl.** **D20/43**

(58) **Field of Search** D20/10, 15, 40,
D20/42, 43, 44, 99; 40/585, 606, 607, 611,
782

(56) **References Cited**

U.S. PATENT DOCUMENTS

D108,452 S * 2/1938 Manchan D20/43
D227,317 S * 6/1973 Hunt D20/43

4,787,621 A 11/1988 Sattler
D330,919 S 11/1992 Von Canal
D334,775 S 4/1993 Foster
5,212,898 A 5/1993 Dinan et al.
5,471,794 A 12/1995 Nishoka
D383,795 S 9/1997 Rinicella et al.
D384,374 S 9/1997 Sandy
D406,863 S 3/1999 Evarts et al.
5,966,857 A 10/1999 Pettersson et al.
D449,654 S 10/2001 Petersen et al.

* cited by examiner

Primary Examiner—Robert M. Spear

(74) *Attorney, Agent, or Firm*—Chambliss, Bahner &
Stophel, P.C.

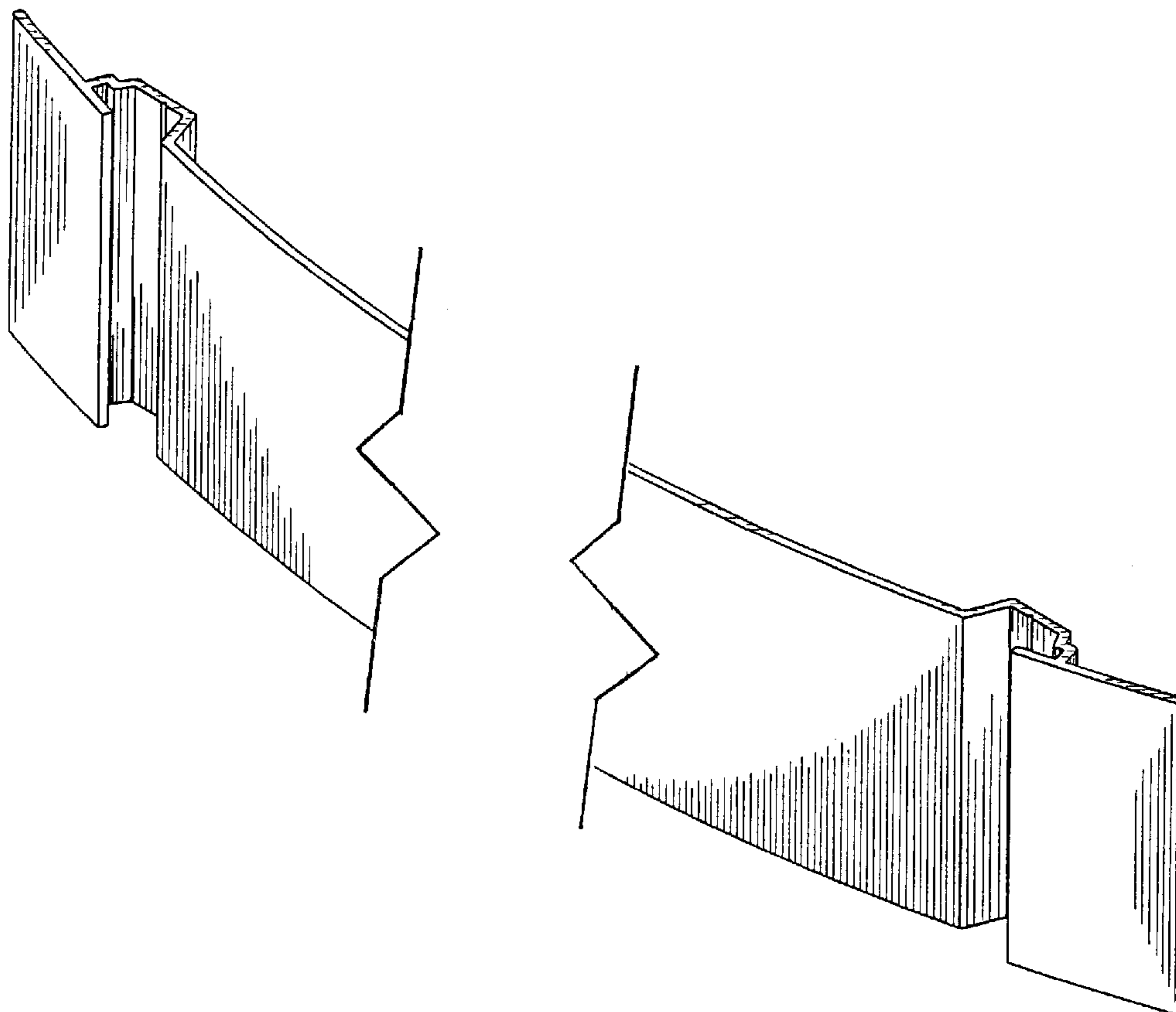
(57) **CLAIM**

The ornamental design for a sign face, as shown and
described.

DESCRIPTION

FIG. 1 is a perspective view of a sign face of our new design.
FIG. 2 is a front view of the sign face of our new design.
FIG. 3 is a right side view of the sign face of our new design.
The left side view is a mirror image of FIG. 3.
FIG. 4 is a rear view of the sign face of our new design; and,
FIG. 5 is a top view of the sign face of our new design. The
bottom view is a mirror image of FIG. 5.

1 Claim, 2 Drawing Sheets



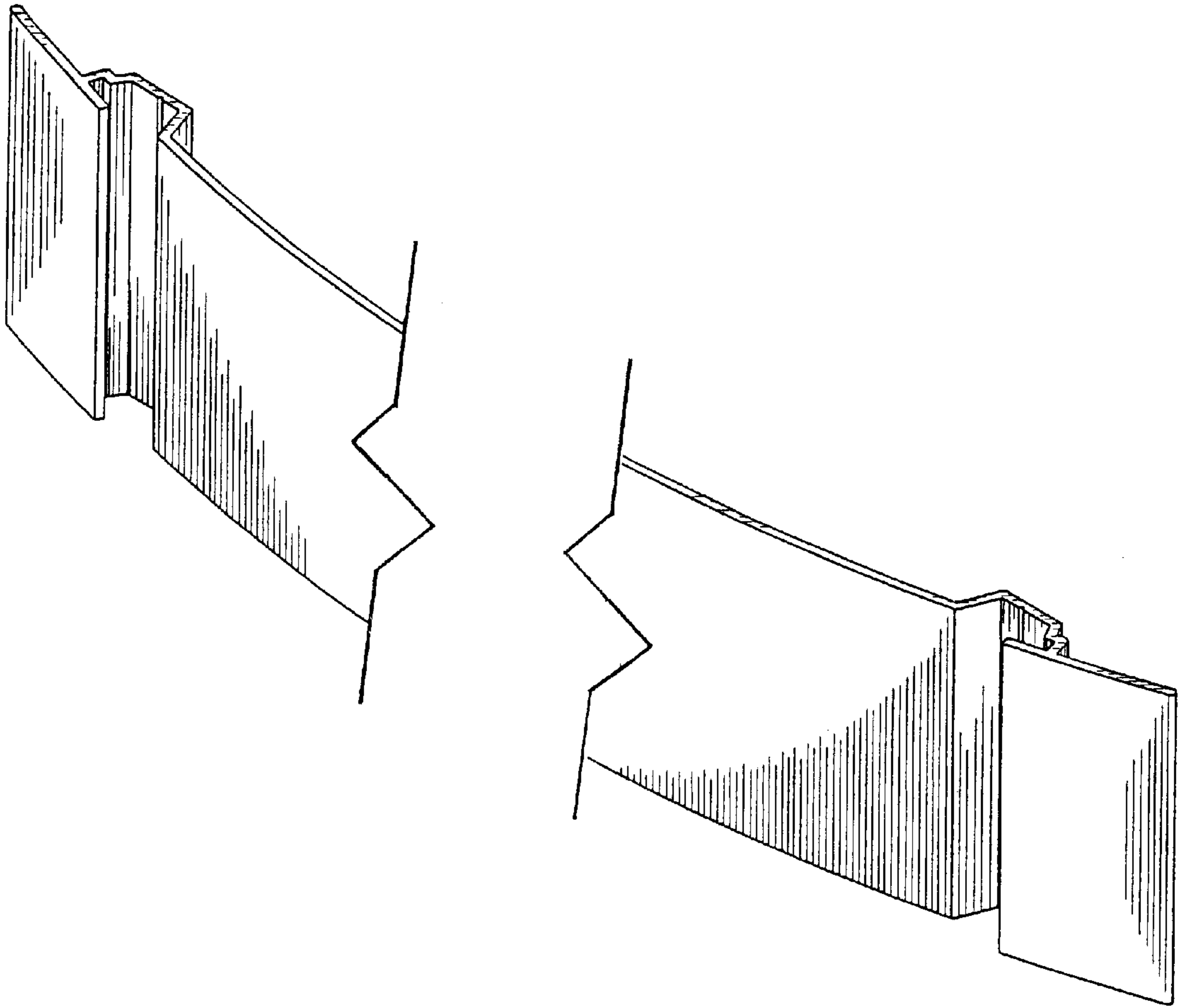


Figure 1

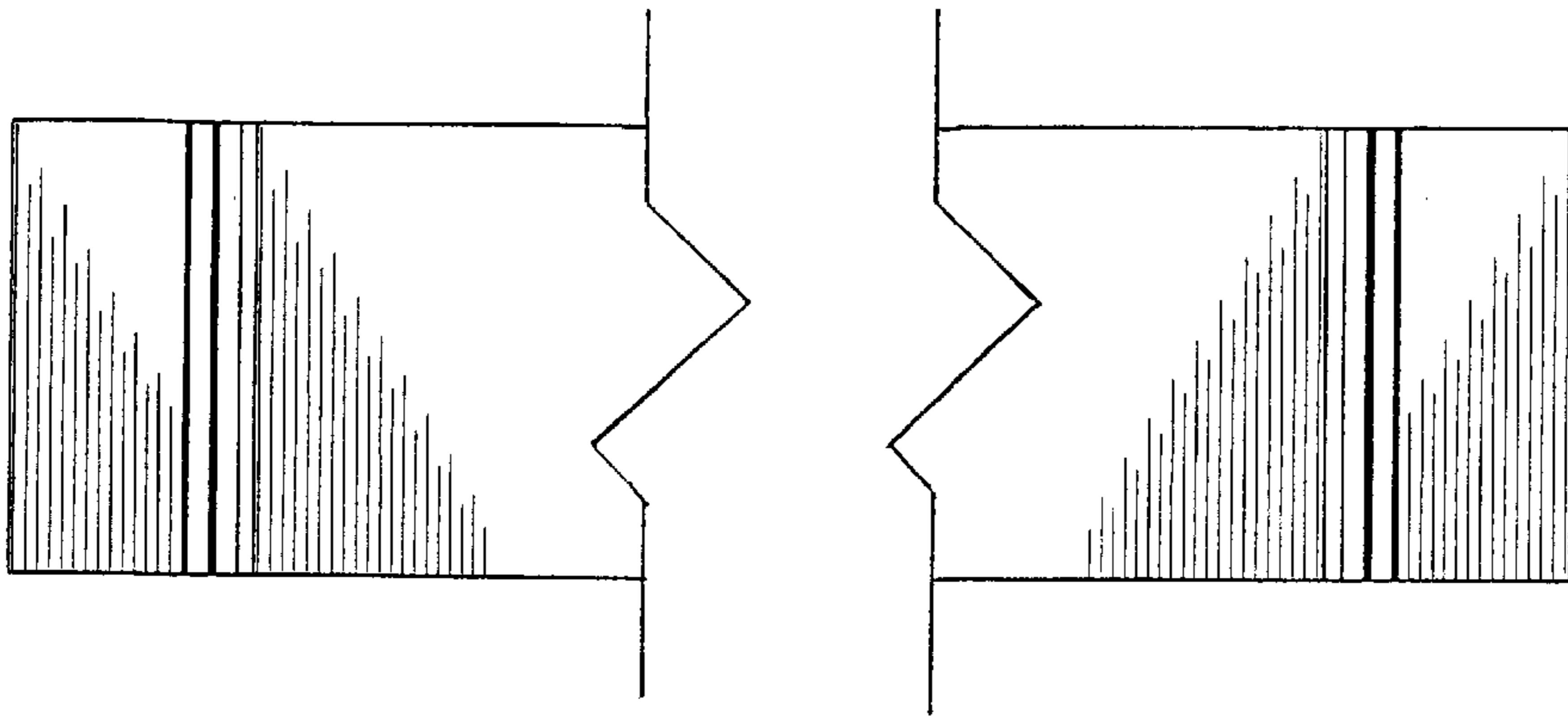


Figure 2



Figure 3

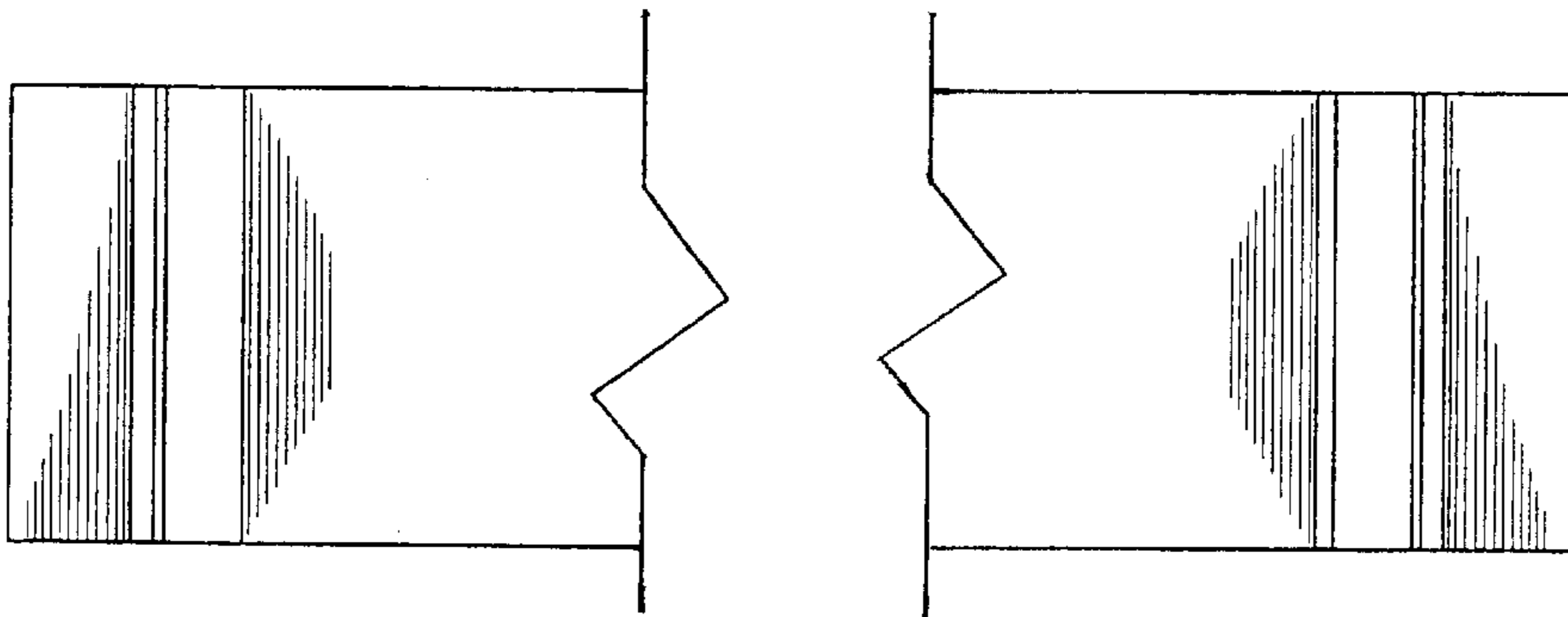


Figure 4



Figure 5