



US00D476694S

(12) **United States Design Patent**  
**Snow**

(10) **Patent No.: US D476,694 S**

(45) **Date of Patent: \*\* Jul. 1, 2003**

(54) **HANG TAG FOR AUTO MIRROR**

(75) Inventor: **Jerry Snow**, Muldrow, OK (US)

(73) Assignee: **Weldon, Williams & Lick**, Fort Smith, AR (US)

(\*\*) Term: **14 Years**

(21) Appl. No.: **29/148,813**

(22) Filed: **Sep. 26, 2001**

(51) **LOC (7) Cl. .... 19-08**

(52) **U.S. Cl. .... D20/27**

(58) **Field of Search** ..... D20/10, 19, 22,  
D20/40, 42, 43, 99; D9/432; D6/315; 40/331,  
593, 606, 607, 611, 617, 642.02, 643, 644,  
653, 661.12, 907, 910

(56) **References Cited**

**U.S. PATENT DOCUMENTS**

2,910,214	A	*	10/1959	Gouner	.....	D6/315	X
3,032,242	A	*	5/1962	Roberts	.....	D6/315	X
3,065,946	A	*	11/1962	Berkow	.....	248/317	
D314,984	S	*	2/1991	Hass	.....	D20/22	
D427,640	S	*	7/2000	Derentz	.....	D20/22	
D429,286	S	*	8/2000	Luciani et al.	.....	D20/43	
D434,654	S	*	12/2000	McCool	.....	D9/432	

**OTHER PUBLICATIONS**

Weldon, Williams & Lick 1998 Mirror Hangtag Advertisement.

\* cited by examiner

*Primary Examiner*—Robert M. Spear

(74) *Attorney, Agent, or Firm*—Robert R. Keegan

(57) **CLAIM**

The ornamental design for a hang tag for auto mirror, as shown and described.

**DESCRIPTION**

FIG. 1 is a front perspective view of a hang tag for auto mirror showing my new design;

FIG. 2 is a rear perspective view thereof;

FIG. 3 is a front elevational view thereof;

FIG. 4 is a right side elevational view thereof;

FIG. 5 is a left side elevational view thereof;

FIG. 6 is a top plan thereof, the bottom plan view being a mirror image thereof; and,

FIG. 7 is a rear elevational view thereof.

A hologram indicated as transparent or reflective on the front and a magnetic stripe indicated with stippling on the back of the hang tag are not readily apparent viewed edgewise, as illustrated in FIGS. 4, 5, and 6. The numerical indicia shown in dashed lines on the front of the tag is exemplary only and does not comprise part of the ornamental design.

**1 Claim, 2 Drawing Sheets**

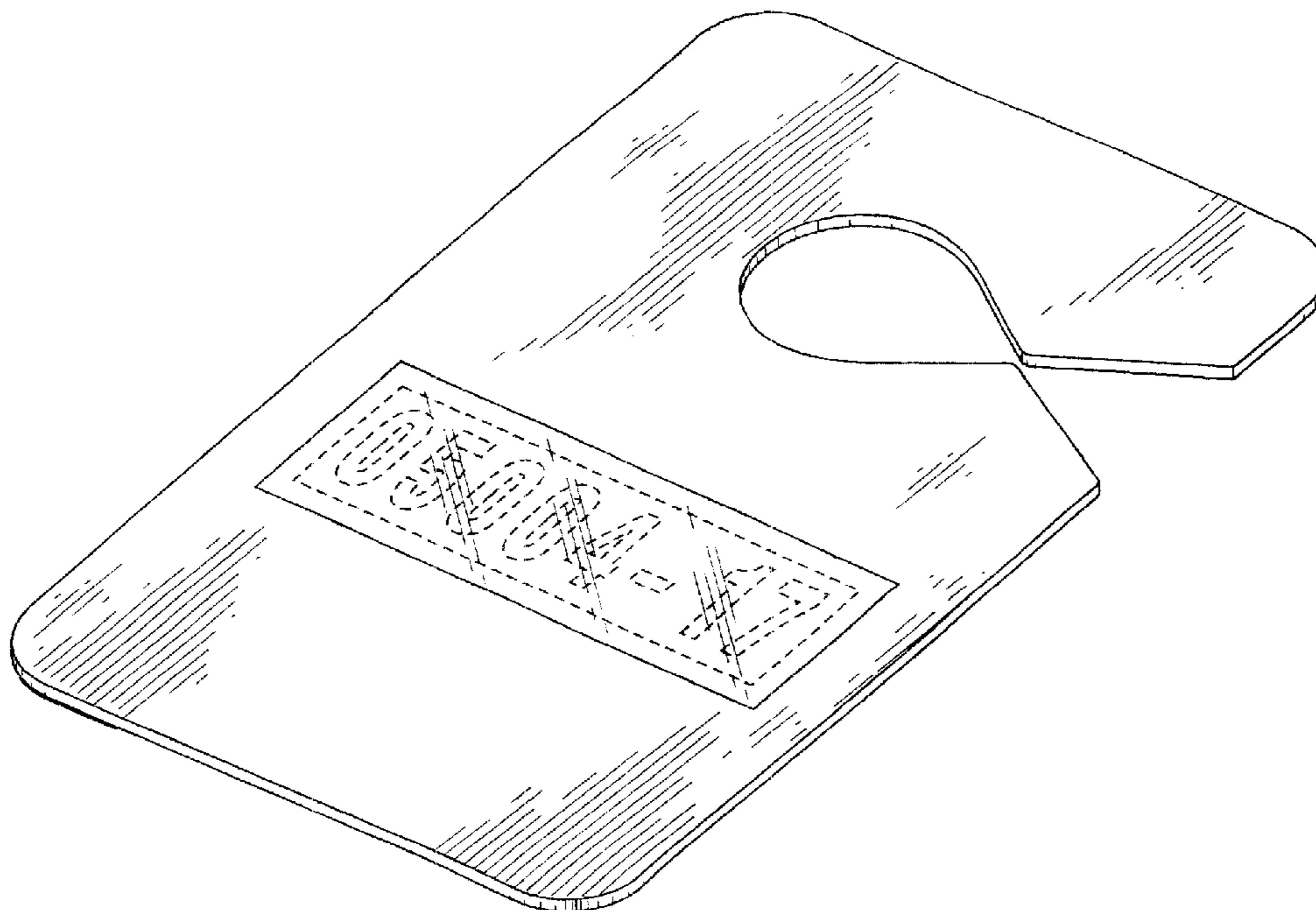


FIG. 1

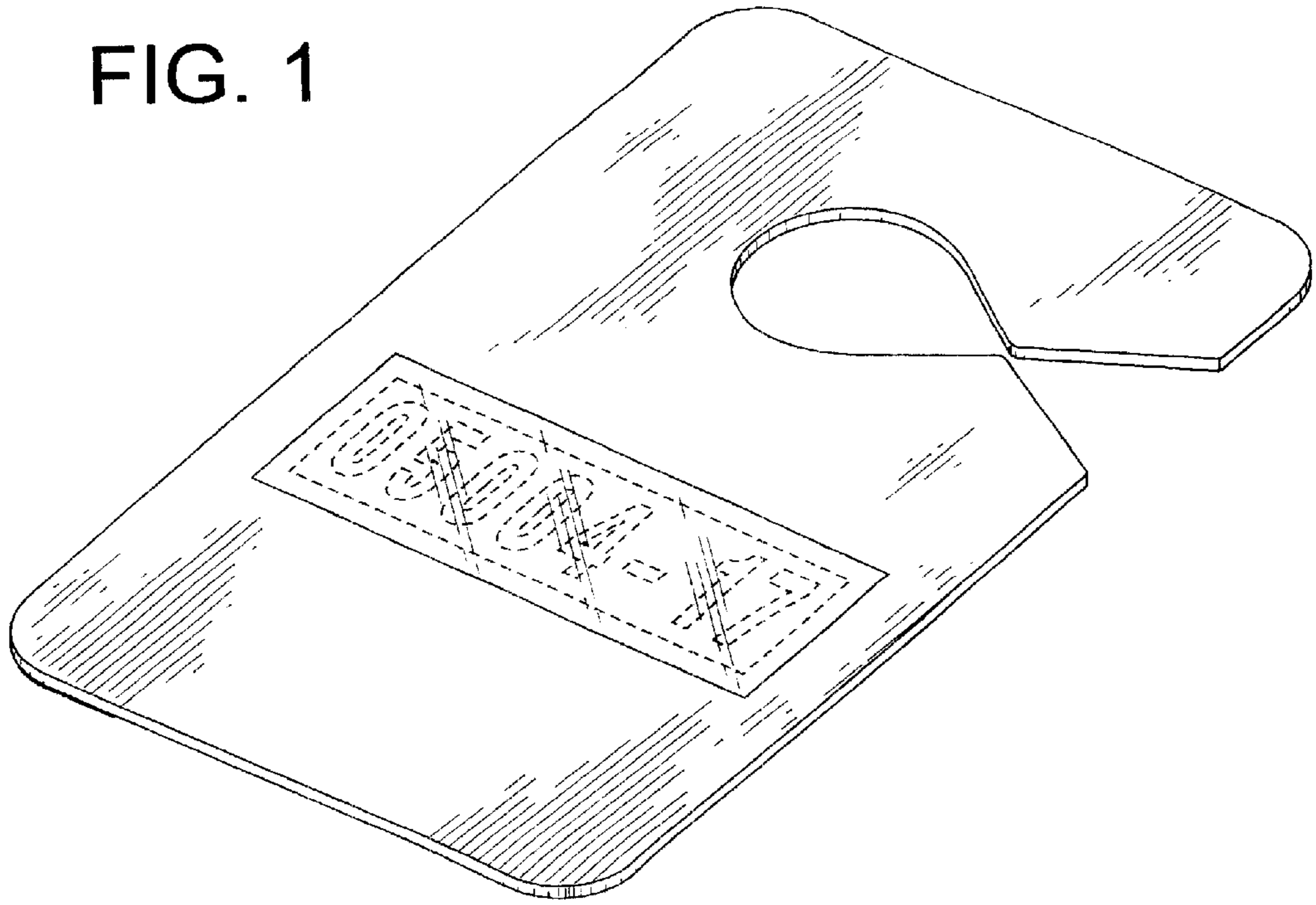


FIG. 2

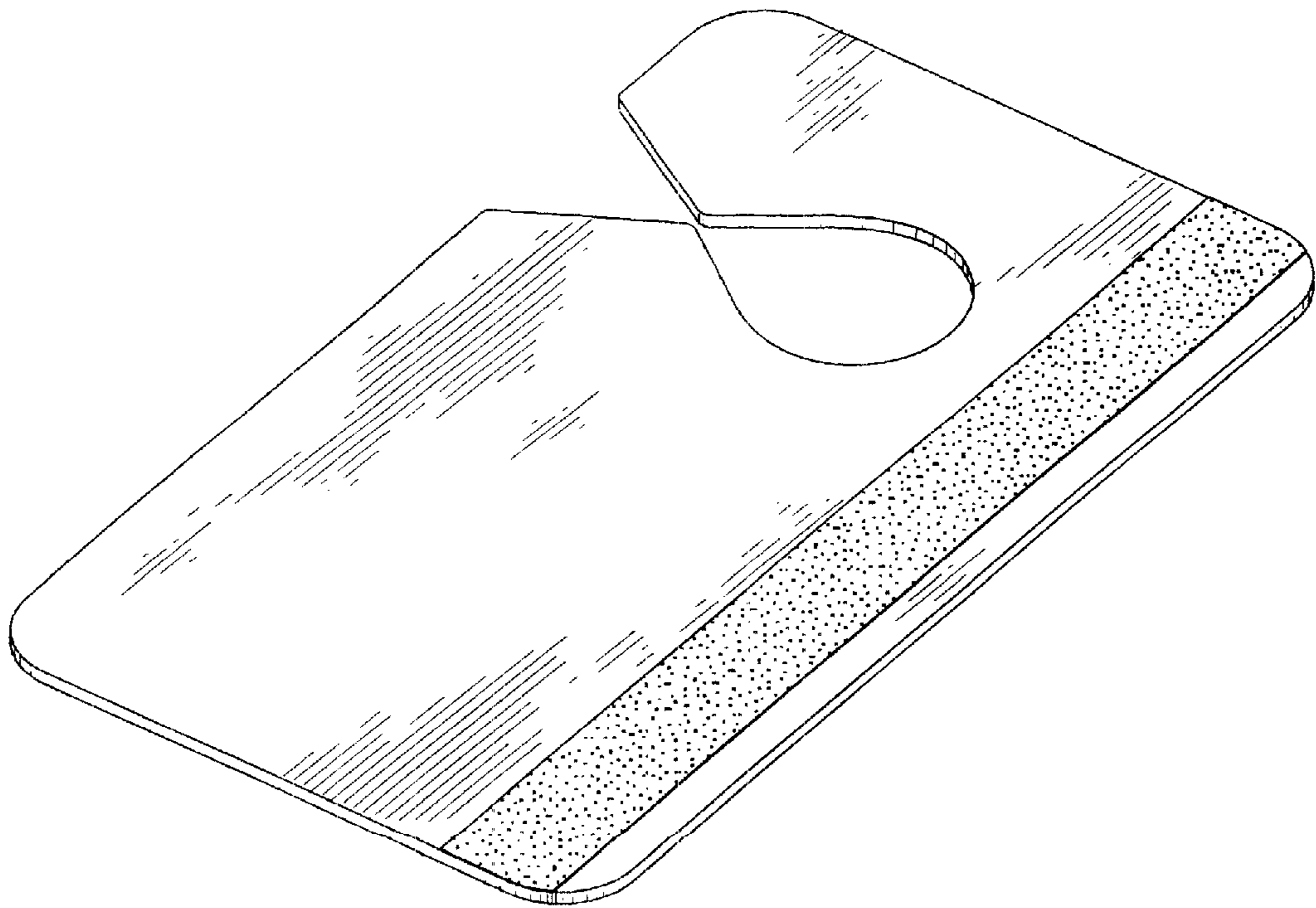


FIG. 3

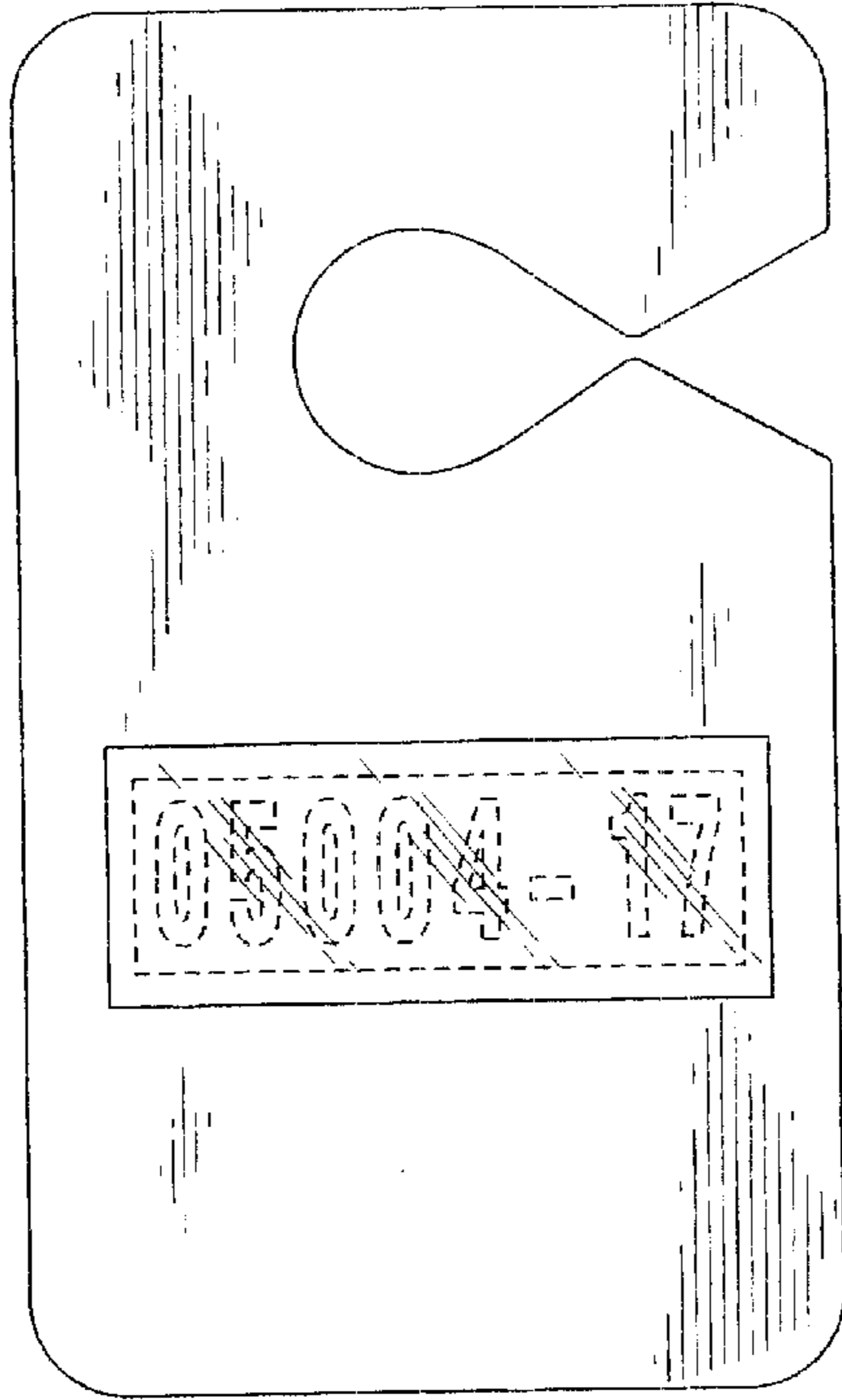


FIG. 4

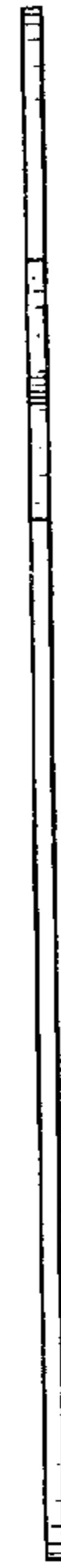


FIG. 5

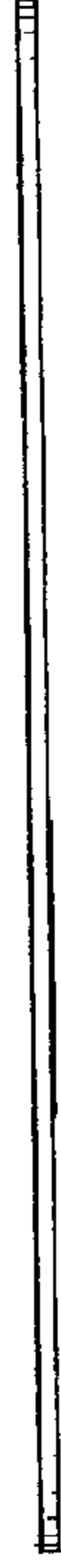


FIG. 7

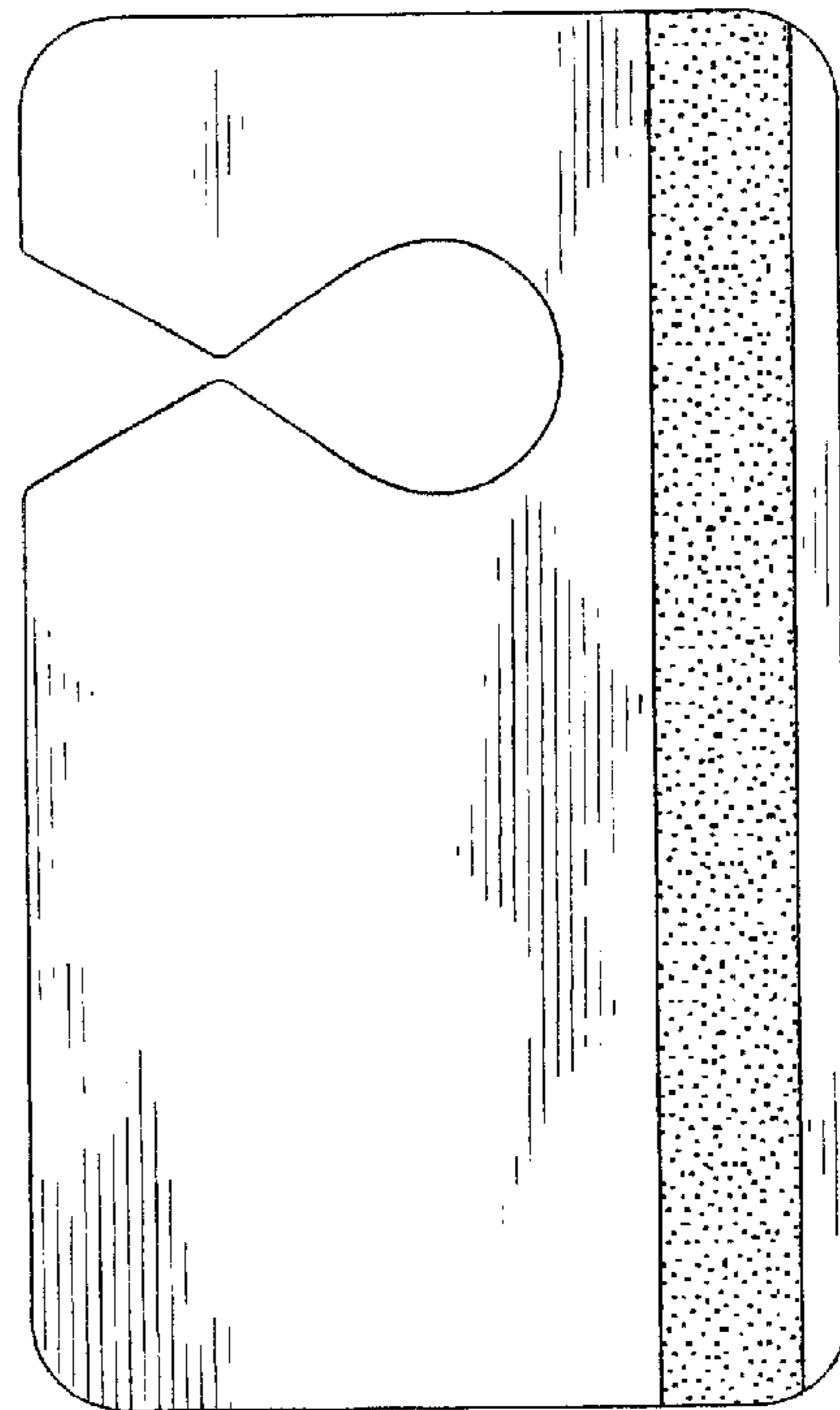


FIG. 6

