



US00D476693S

(12) **United States Design Patent**
Yuran

(10) **Patent No.:** **US D476,693 S**

(45) **Date of Patent:** **** Jul. 1, 2003**

(54) **IMAGE TAG**

(76) Inventor: **James Yuran**, 4832 Hart Dr., San Diego, CA (US) 92116

(**) Term: **14 Years**

(21) Appl. No.: **29/122,283**

(22) Filed: **Apr. 24, 2000**

(51) **LOC (7) Cl.** **20-02**

(52) **U.S. Cl.** **D20/22**

(58) **Field of Search** D20/22-28; 40/5, 40/6, 330, 316, 642.02, 631, 299

(56) **References Cited**

U.S. PATENT DOCUMENTS

D291,897 S	*	9/1987	Flies	D20/27
D300,835 S	*	4/1989	Stevens	D20/27
D310,849 S	*	9/1990	Davis	D20/22
5,363,964 A		11/1994	Hexter, Jr.	206/449
D404,770 S	*	1/1999	Meade et al.	D20/28
D406,177 S	*	2/1999	Milroy	D20/27

* cited by examiner

Primary Examiner—Marcus A. Jackson
(74) *Attorney, Agent, or Firm*—Gary L. Eastman

(57) **CLAIM**

The ornamental design for a image tag, as shown and described.

DESCRIPTION

FIG. 1 is a perspective view of the image tag showing my new design;

FIG. 2 is a front plan view thereof with an image shown in phantom;

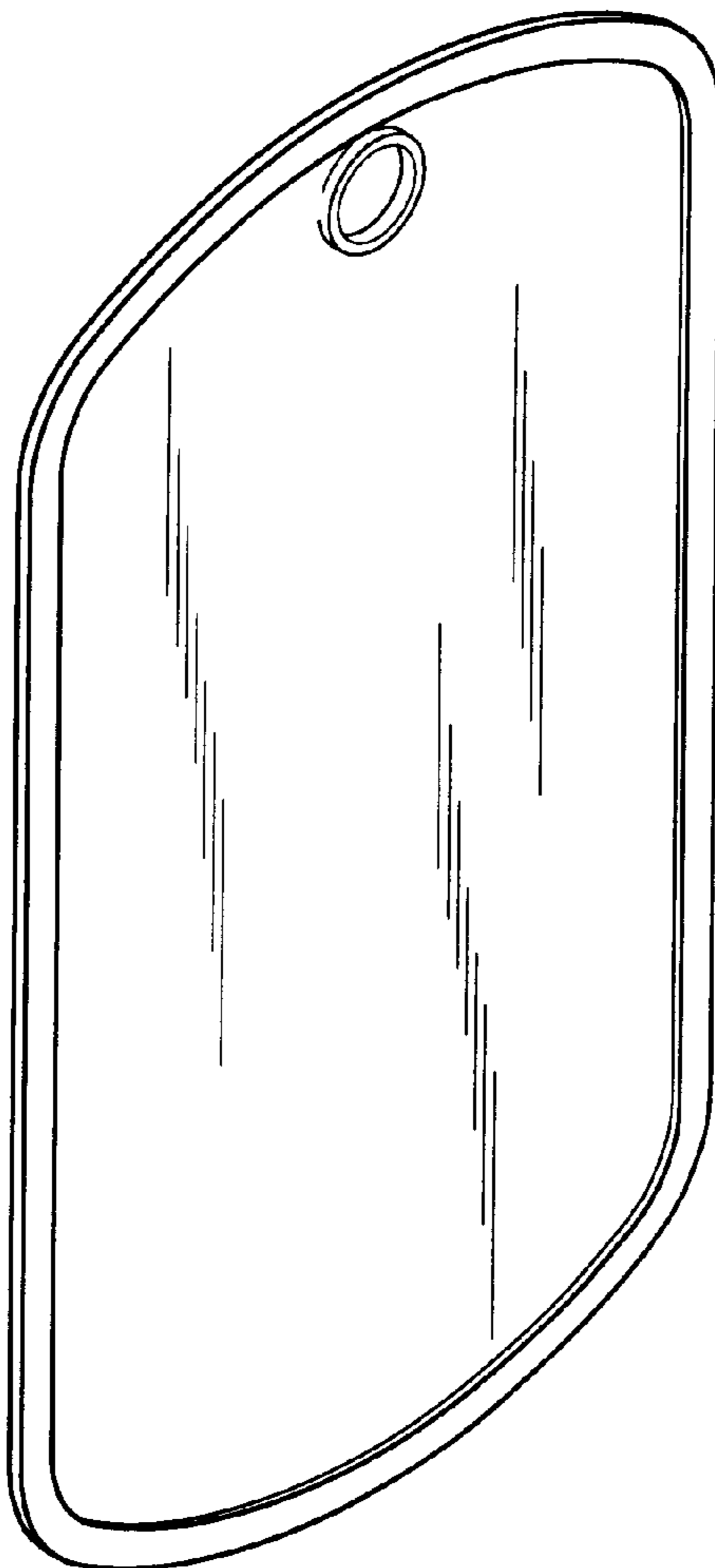
FIG. 3 is a back plan view thereof;

FIG. 4 is a left side view thereof; and,

FIG. 5 is a top view thereof.

The right side view of the image tag is a mirror image of FIG. 4, and the bottom view of the image tag is a mirror image of FIG. 5.

1 Claim, 1 Drawing Sheet



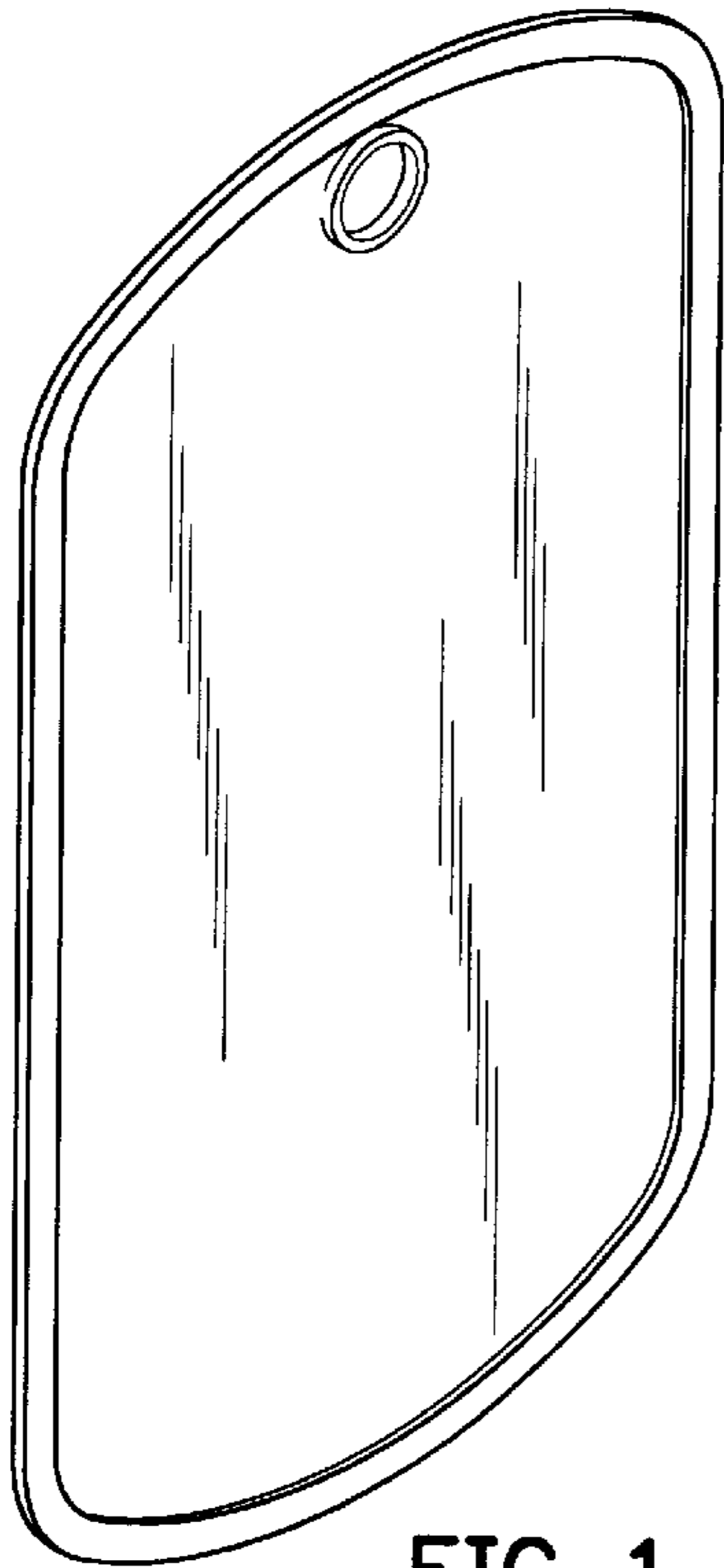


FIG. 1




FIG. 2

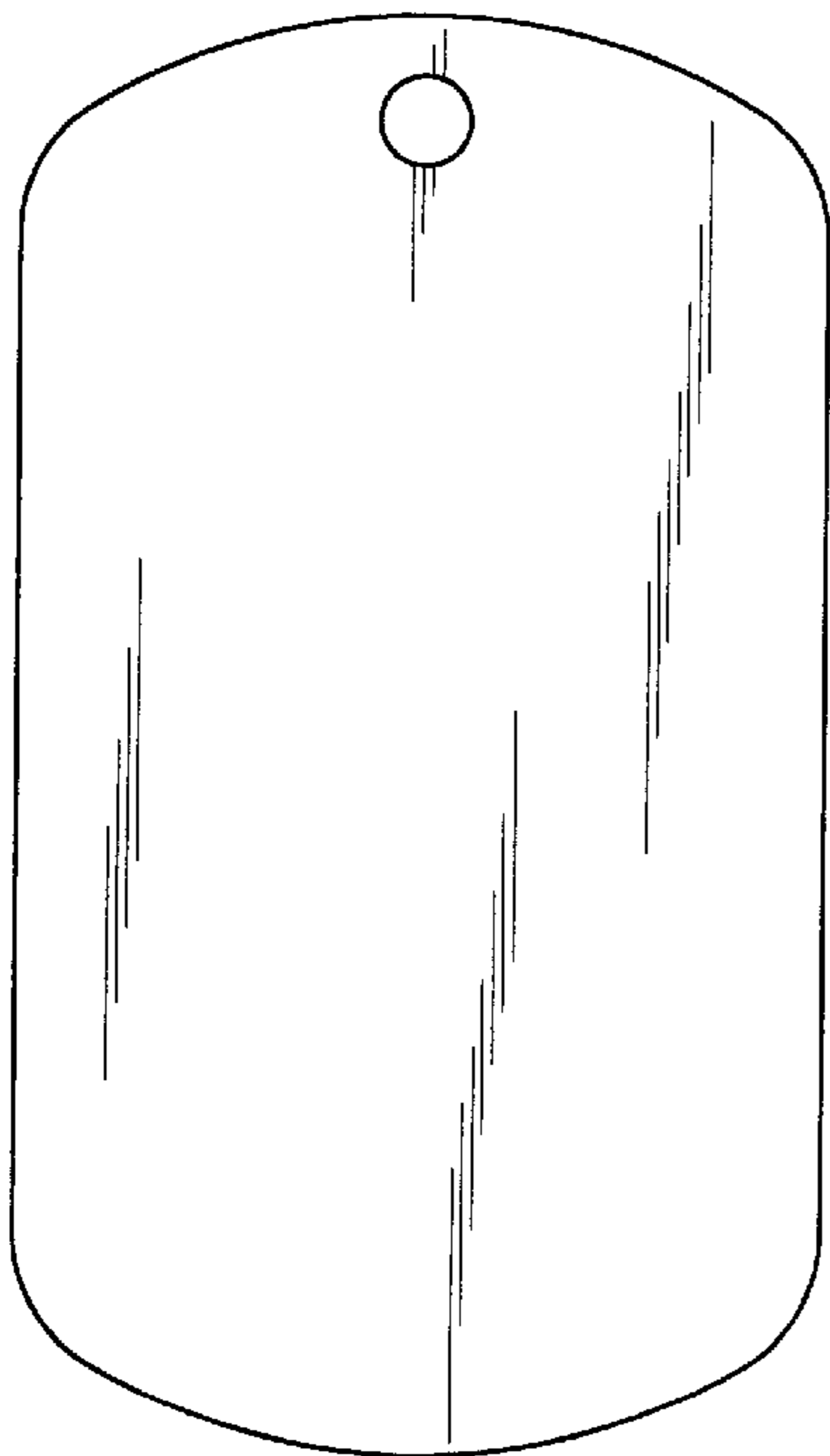


FIG. 3



FIG. 4

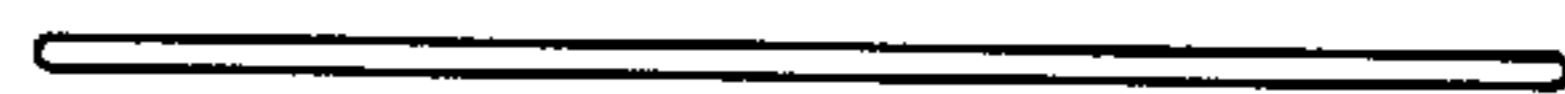


FIG. 5