



US00D476689S

(12) **United States Design Patent**
Brezic

(10) **Patent No.:** **US D476,689 S**

(45) **Date of Patent:** **** Jul. 1, 2003**

(54) **GOLF FAIRWAY SIGN**

(76) **Inventor:** **Richard F. Brezic**, One Oakshore Dr.,
Bratenahl, OH (US) 44108

(**) **Term:** **14 Years**

(21) **Appl. No.:** **29/110,348**

(22) **Filed:** **Sep. 7, 1999**

(51) **LOC (7) Cl.** **19-08**

(52) **U.S. Cl.** **D20/10**

(58) **Field of Search** D20/10, 18, 19,
D20/40, 41, 42; 40/584, 595, 490, 596,
489, 585, 594, 618

(56) **References Cited**

U.S. PATENT DOCUMENTS

D361,347 S	*	8/1995	Adler	D20/42
D399,265 S	*	10/1998	Chin	D20/42
D407,121 S	*	3/1999	Williams	D20/42
D421,234 S	*	2/2000	Hall et al.	D20/42

* cited by examiner

Primary Examiner—Marcus A. Jackson
(74) Attorney, Agent, or Firm—Fay, Sharpe, Fagan,
Minnich & McKee

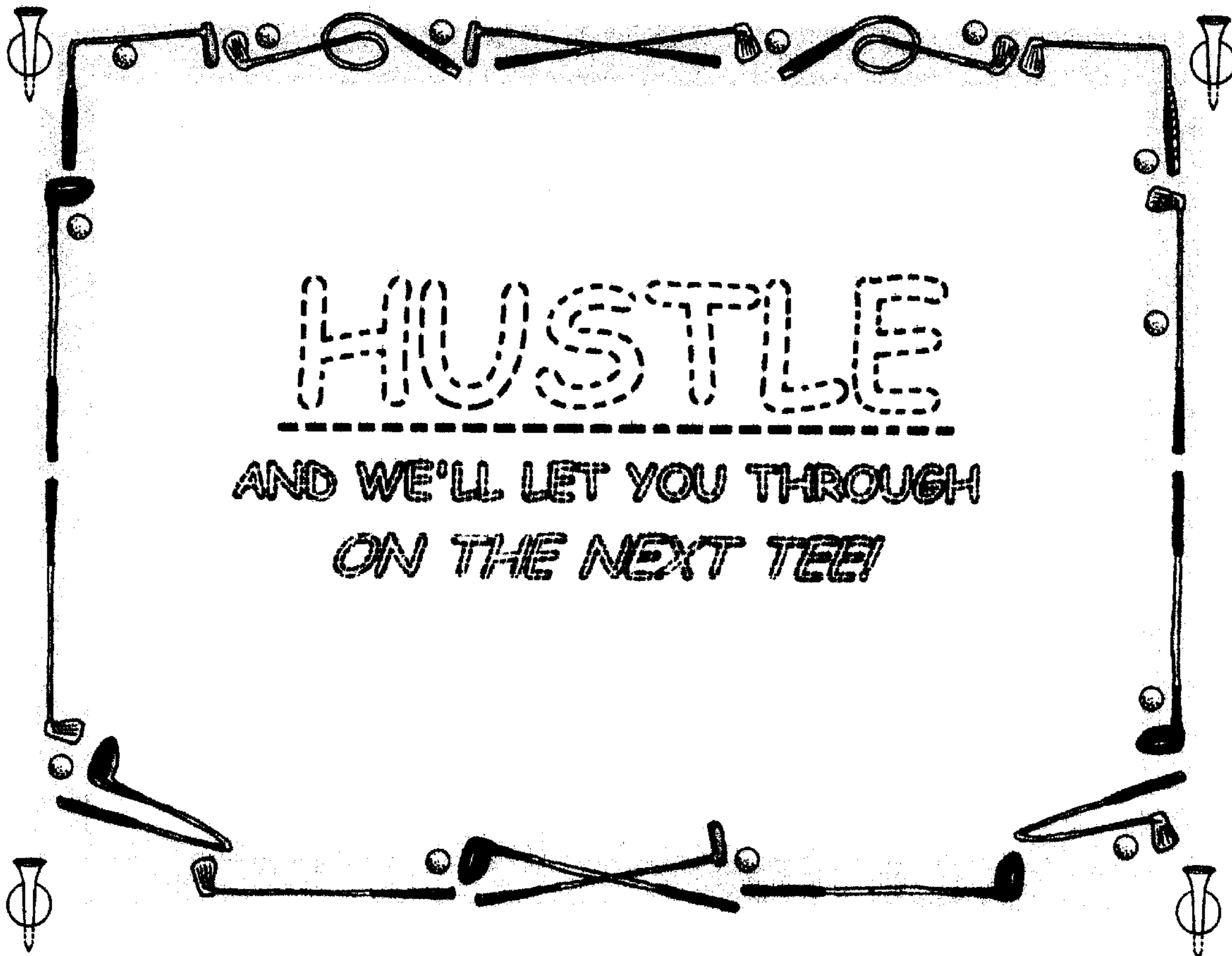
(57) **CLAIM**

The ornamental design for golf fairway sign, as shown and described.

DESCRIPTION

FIG. 1 is a front elevational view of a golf fairway sign showing my new design, with the rear being plain and unornamented, and with the sides being of no substantial thickness, and with the broken line showing for illustrative purposes only and forming no part of the claimed design; FIG. 2 is a front elevational view of a second embodiment thereof; and, FIG. 3 is a front elevational view of a third embodiment thereof.

1 Claim, 3 Drawing Sheets



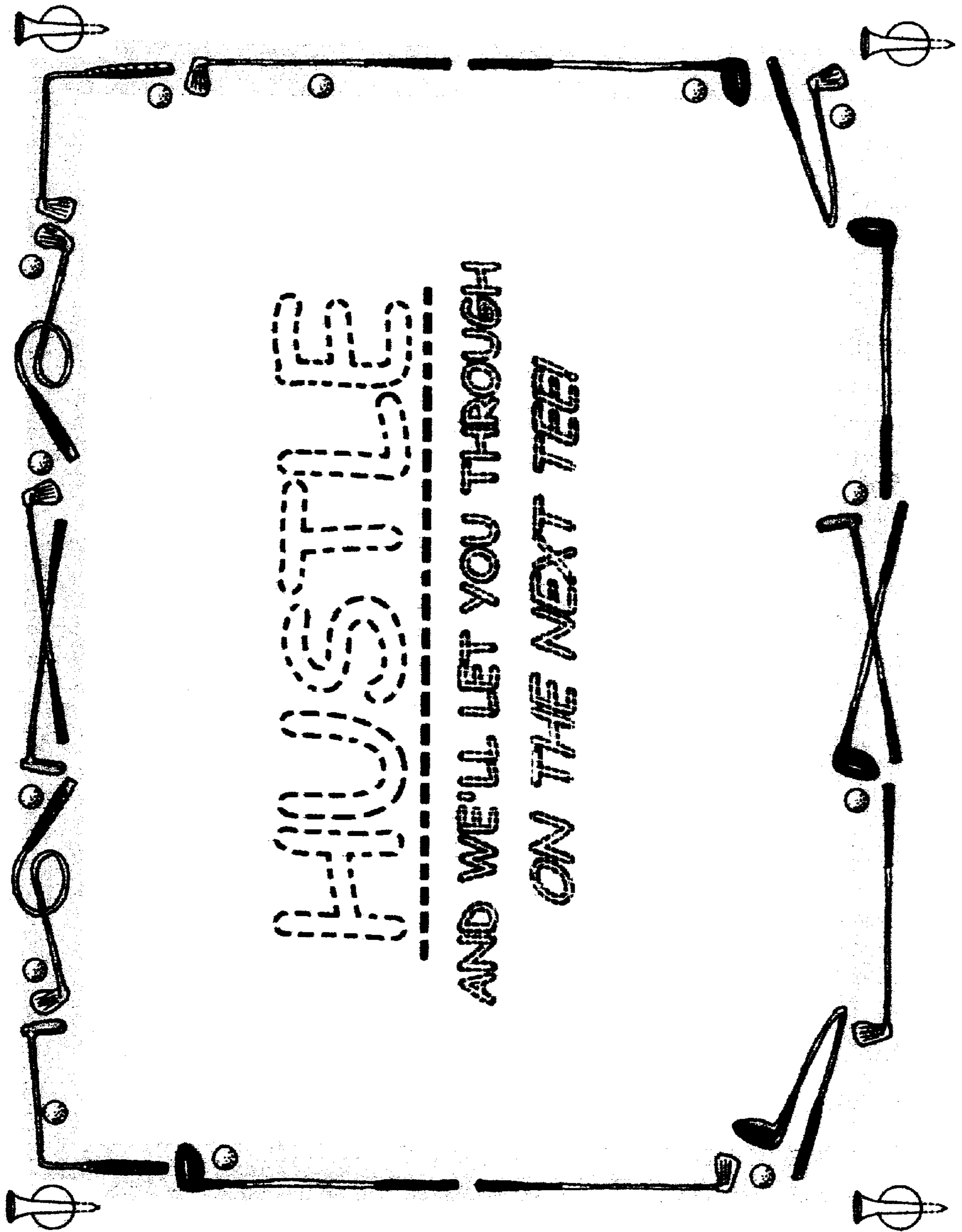


Fig. 1




Fig. 2




Fig. 3