



US00D476640S

(12) **United States Design Patent**
Harris et al.

(10) **Patent No.:** **US D476,640 S**

(45) **Date of Patent:** **** Jul. 1, 2003**

(54) **AUDIO SPEAKER**

6,144,746 A * 11/2000 Azima et al. 381/386
D438,530 S * 3/2001 Sawhney et al. D14/211

(75) Inventors: **David Harris**, Nashua, NH (US); **Rudy Woodard**, Nashua, NH (US); **Tim Trzepacz**, Nashua, NH (US)

OTHER PUBLICATIONS

Audio Video International, Jun. 1985, p. 60, Digital 21 Speakers.*

(73) Assignee: **Brookstone Company, Inc.**, Nashua, NH (US)

* cited by examiner

(**) Term: **14 Years**

Primary Examiner—Nanda Bondade
(74) *Attorney, Agent, or Firm*—Hayes Soloway P.C.

(21) Appl. No.: **29/162,758**

(22) Filed: **Jun. 20, 2002**

(57) **CLAIM**

The ornamental design for an audio speaker, as shown and described.

(51) **LOC (7) Cl.** **14-01**

(52) **U.S. Cl.** **D14/211; D14/214**

(58) **Field of Search** D14/204, 207,
D14/209–216, 356, 375; 181/144–145,
147–148, 150, 153, 157, 198–199; 381/300–302,
306, 333, 345, 361–364, 386–388

DESCRIPTION


FIG. 1 is a front elevational view of an audio speaker showing our new design;
FIG. 2 is a back elevational view thereof;
FIG. 3 is a left-side elevational view thereof; the right side being a mirror image thereof;
FIG. 4 is a top plan view thereof;
FIG. 5 is a bottom plan view thereof; and,
FIG. 6 is a front perspective view thereof.

(56) **References Cited**

U.S. PATENT DOCUMENTS

D302,979 S * 8/1989 Sanders D14/214
D364,857 S * 12/1995 Chou D14/375
D416,289 S * 11/1999 Hoyt et al. D14/214
D428,415 S * 7/2000 Shibata D14/356

1 Claim, 6 Drawing Sheets






FIG. 1

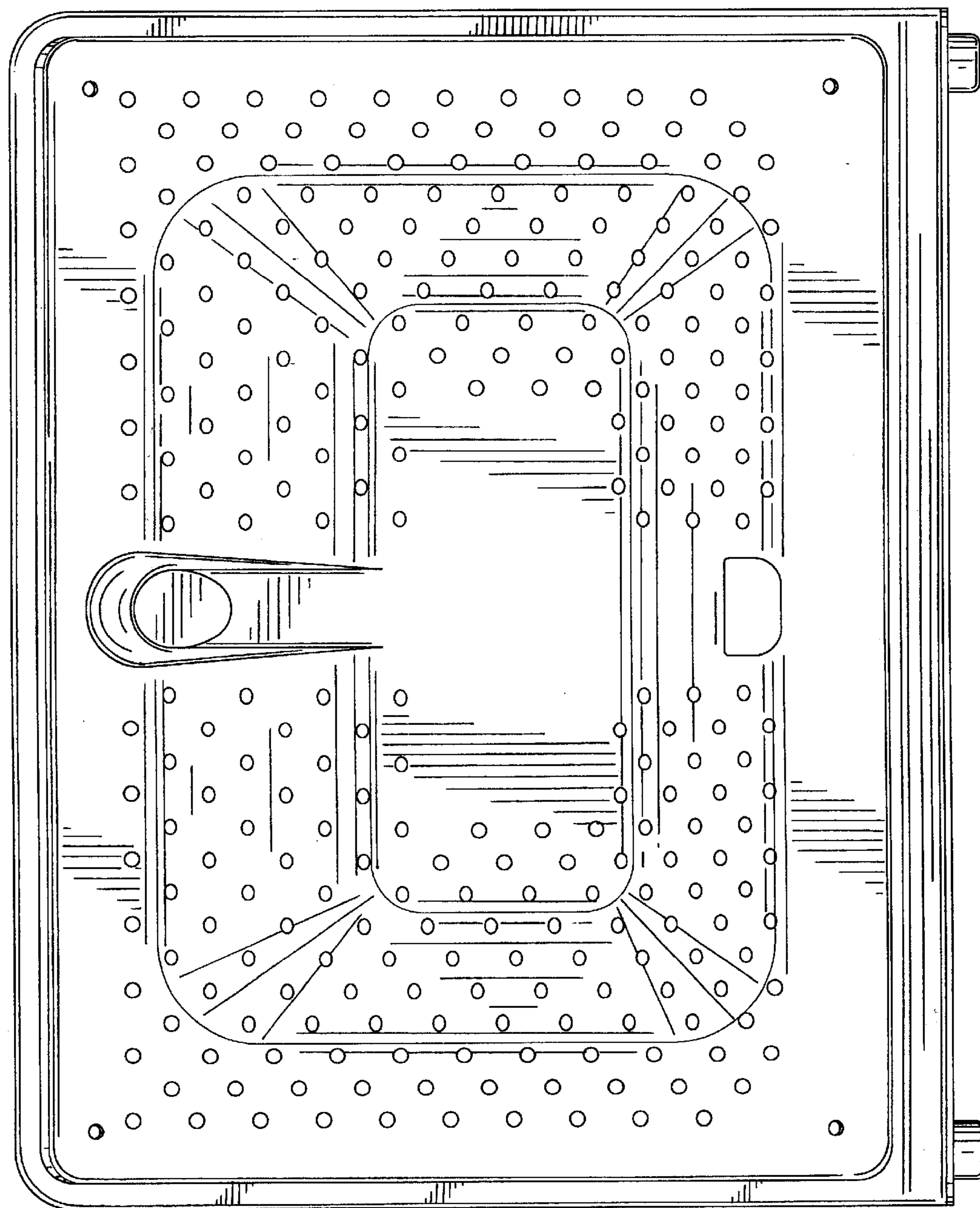


FIG. 2

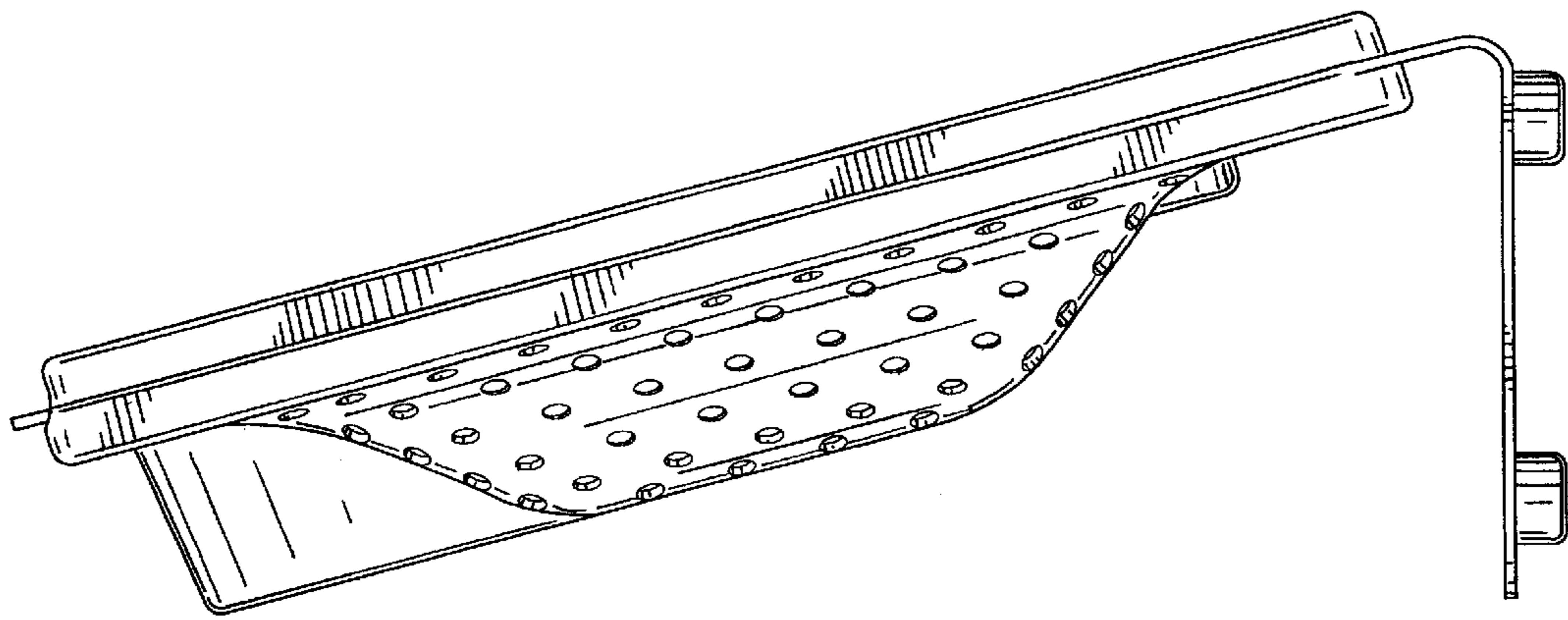


FIG. 3

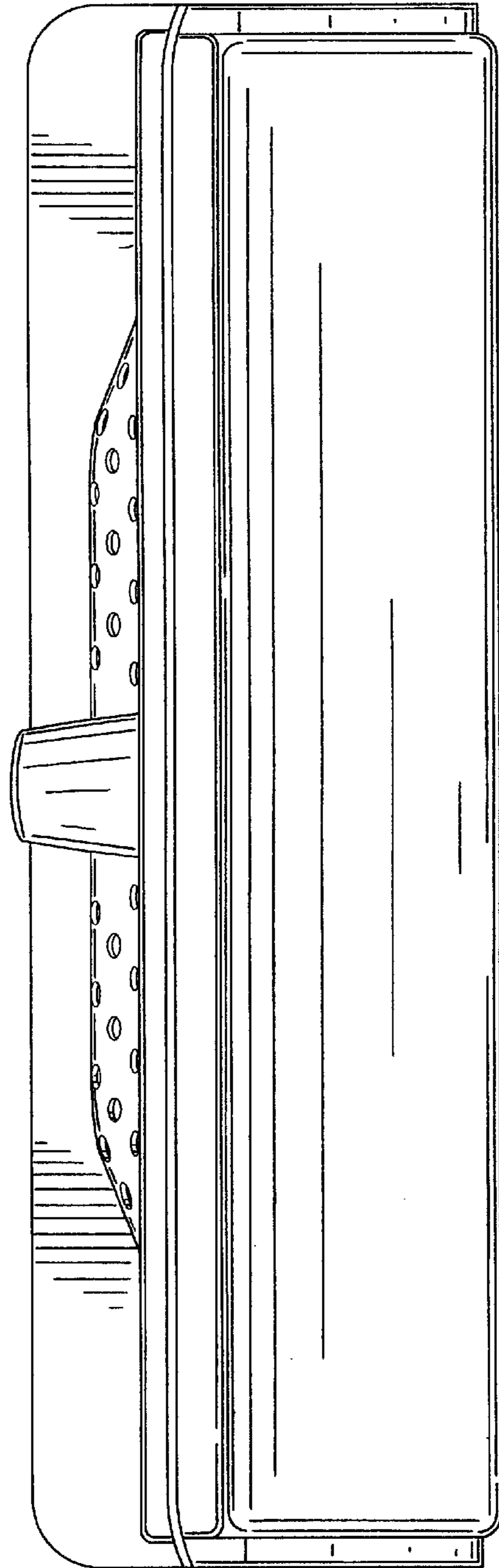


FIG. 4




FIG. 5

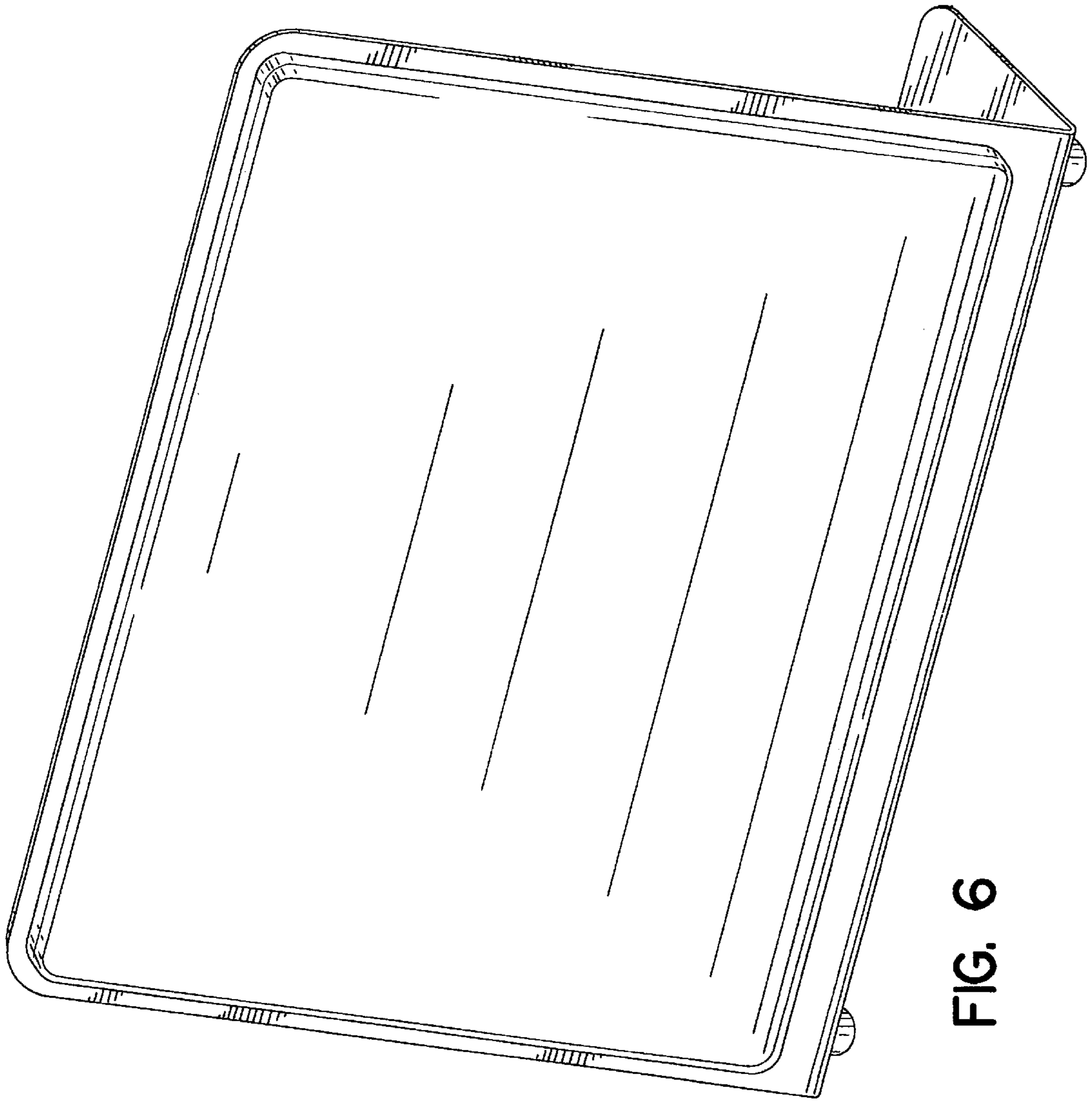


FIG. 6