



US00D476634S

(12) **United States Design Patent**
Lehtonen

(10) **Patent No.:** **US D476,634 S**

(45) **Date of Patent:** **** Jul. 1, 2003**

(54) **HANDSET**

(75) **Inventor:** **Jarmo Lehtonen, Littoinen (FI)**

(73) **Assignee:** **Nokia Corporation, Espoo (FI)**

(**) **Term:** **14 Years**

(21) **Appl. No.:** **29/158,487**

(22) **Filed:** **Apr. 5, 2002**

(30) **Foreign Application Priority Data**

Oct. 5, 2001 (FI) M20010668

(51) **LOC (7) Cl.** **14-03**

(52) **U.S. Cl.** **D14/138**

(58) **Field of Search** D14/137, 138,
D14/218, 147-148, 247-248, 144, 341-347;
379/433.01-433.13, 419, 434, 428.01-428.04,
420.01-420.04, 440; 455/550-575, 90;
D21/517

(56) **References Cited**

U.S. PATENT DOCUMENTS

D346,381 S	*	4/1994	Namba	D14/138
D353,809 S	*	12/1994	Nuovo et al.	D14/138
D386,493 S	*	11/1997	Mahan	D14/138
D402,982 S	*	12/1998	Nagano et al.	D14/138
D407,399 S		3/1999	Frye et al.		
D410,002 S	*	5/1999	Collins	D14/138
D413,325 S	*	8/1999	Lee	D14/138
6,006,074 A	*	12/1999	De Larminat et al.	455/90
D420,351 S	*	2/2000	Waldner	D14/138
D425,057 S	*	5/2000	Finkbeiner	D14/138
D427,429 S	*	7/2000	Rains	D3/215
D435,027 S	*	12/2000	Wolf et al.	D14/138
D436,583 S	*	1/2001	Newby et al.	D14/138
D440,951 S	*	4/2001	Kolinen	D14/138
D445,102 S	*	7/2001	Lai	D14/138

D447,622 S	*	9/2001	Weinstock	D3/215
D448,355 S	*	9/2001	Higashi et al.	D14/138
D450,671 S	*	11/2001	Langford et al.	D14/138
D451,484 S	*	12/2001	Page et al.	D14/137
D455,726 S	*	4/2002	Kolinen	D14/138
D455,738 S		4/2002	Kolinen		
D459,324 S	*	6/2002	Ahlgren	D14/138
D459,327 S	*	6/2002	Ali	D14/138
D461,174 S	*	8/2002	Ruohonen	D14/138

OTHER PUBLICATIONS

Hague Database Search Page [http://
guest:guest@ipdl.wipo.int/en/search/hag/
search-bool2.html], Document DM/059747, Mar. 28,
2002.*

* cited by examiner

Primary Examiner—Jeffrey Asch

(74) *Attorney, Agent, or Firm*—Banner & Witcoff, Ltd.

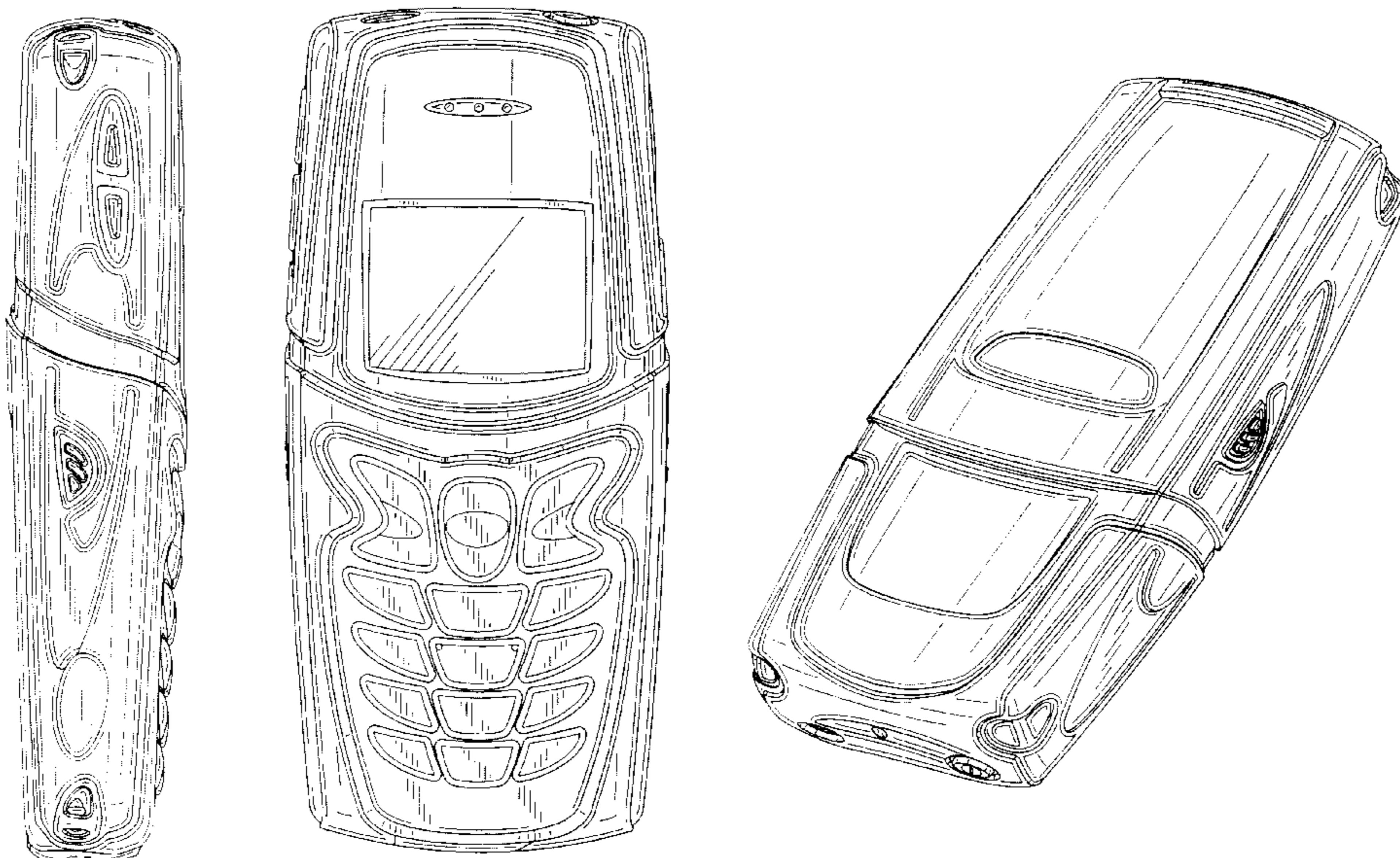
(57) **CLAIM**

The ornamental design for a handset, as shown and described.

DESCRIPTION

FIG. 1 is a top plan view of a handset showing my new design;
FIG. 2 is a left side view thereof;
FIG. 3 is a front view thereof;
FIG. 4 is a right side view thereof;
FIG. 5 is a bottom plan view thereof;
FIG. 6 is a perspective front view thereof;
FIG. 7 is a perspective rear view thereof; and,
FIG. 8 is a rear view thereof.
The broken line showing of indicium on the bottom of the handset in FIGS. 5 and 6 is for illustrative purposes only and forms no part of the claimed design.

1 Claim, 3 Drawing Sheets



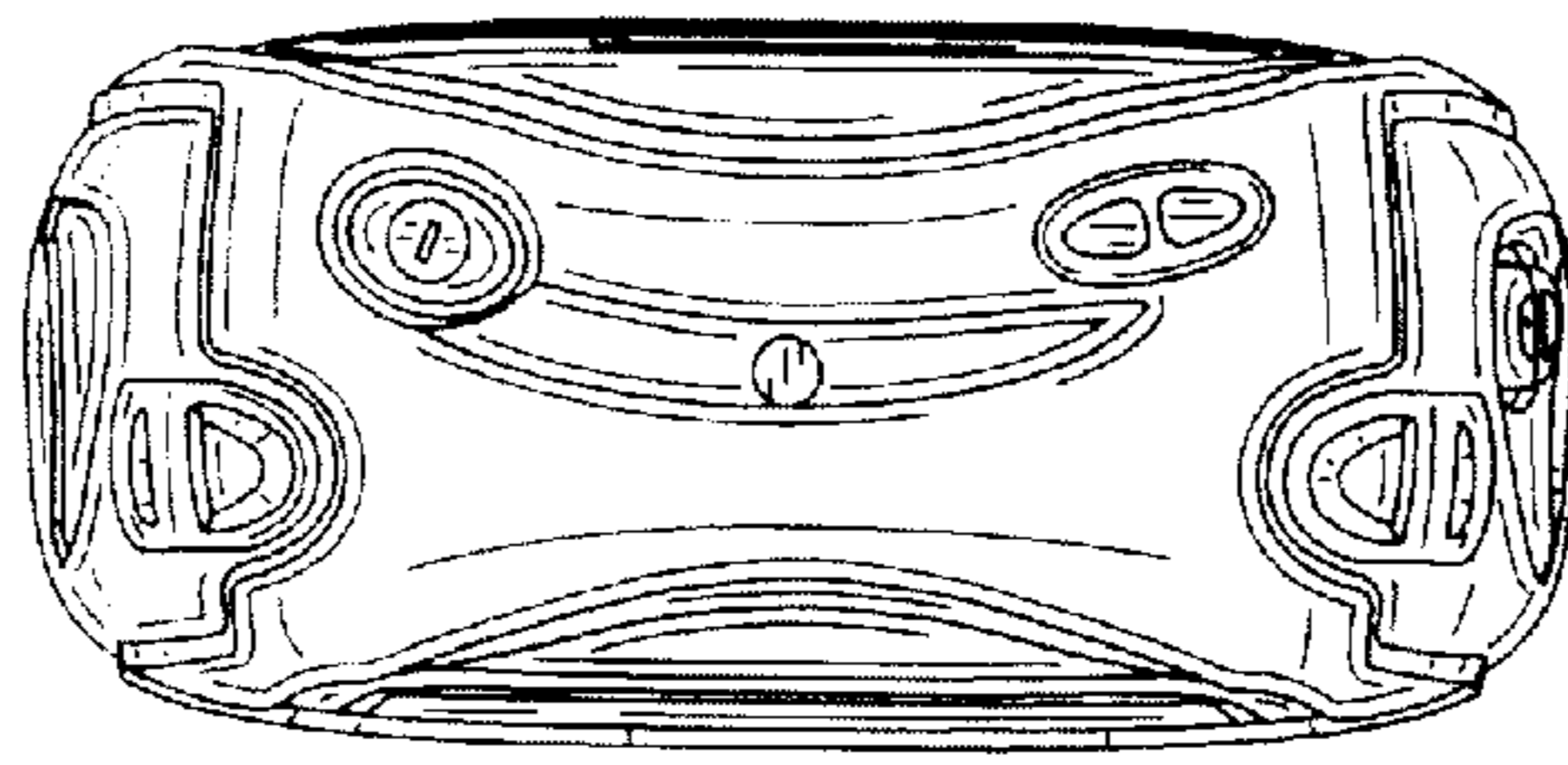


FIG. 1

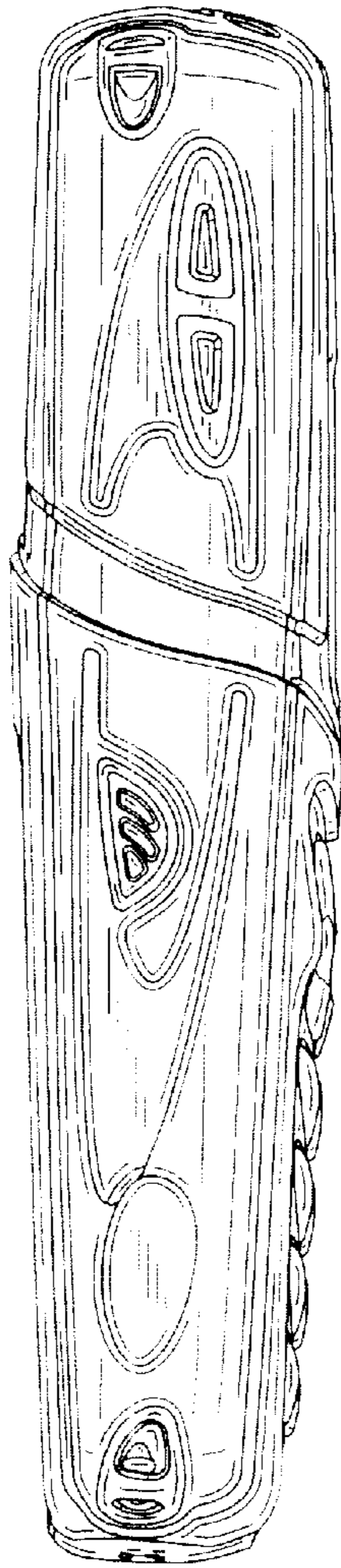


FIG. 2

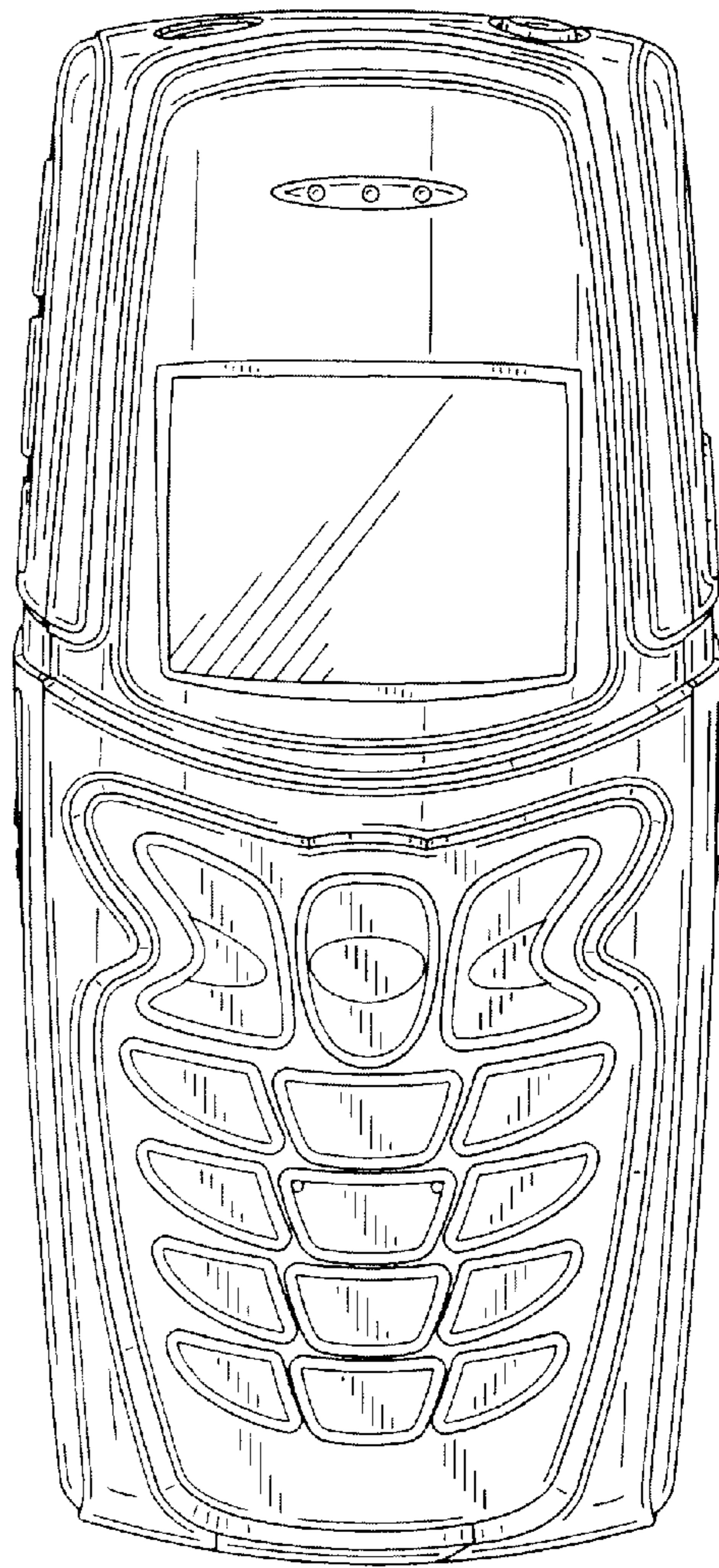


FIG. 3

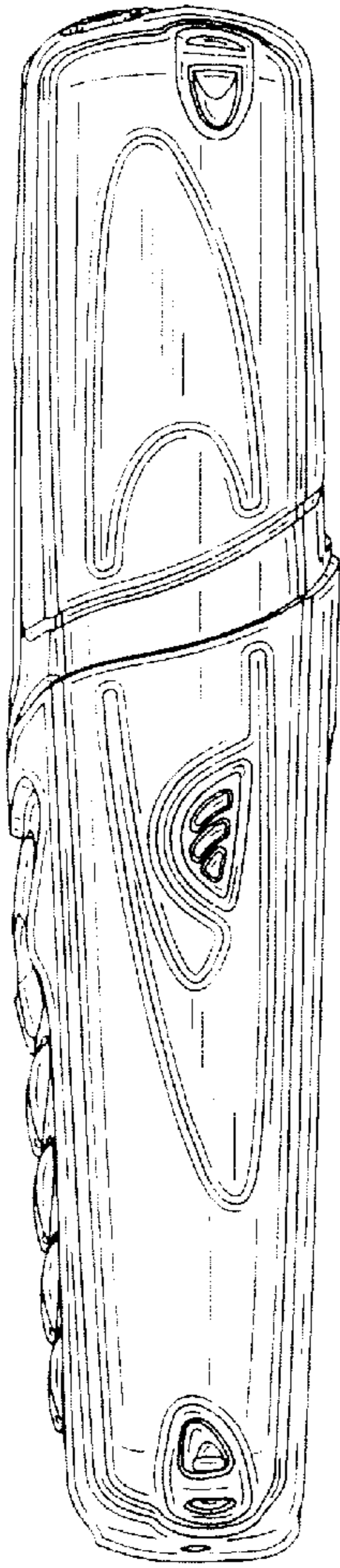


FIG. 4

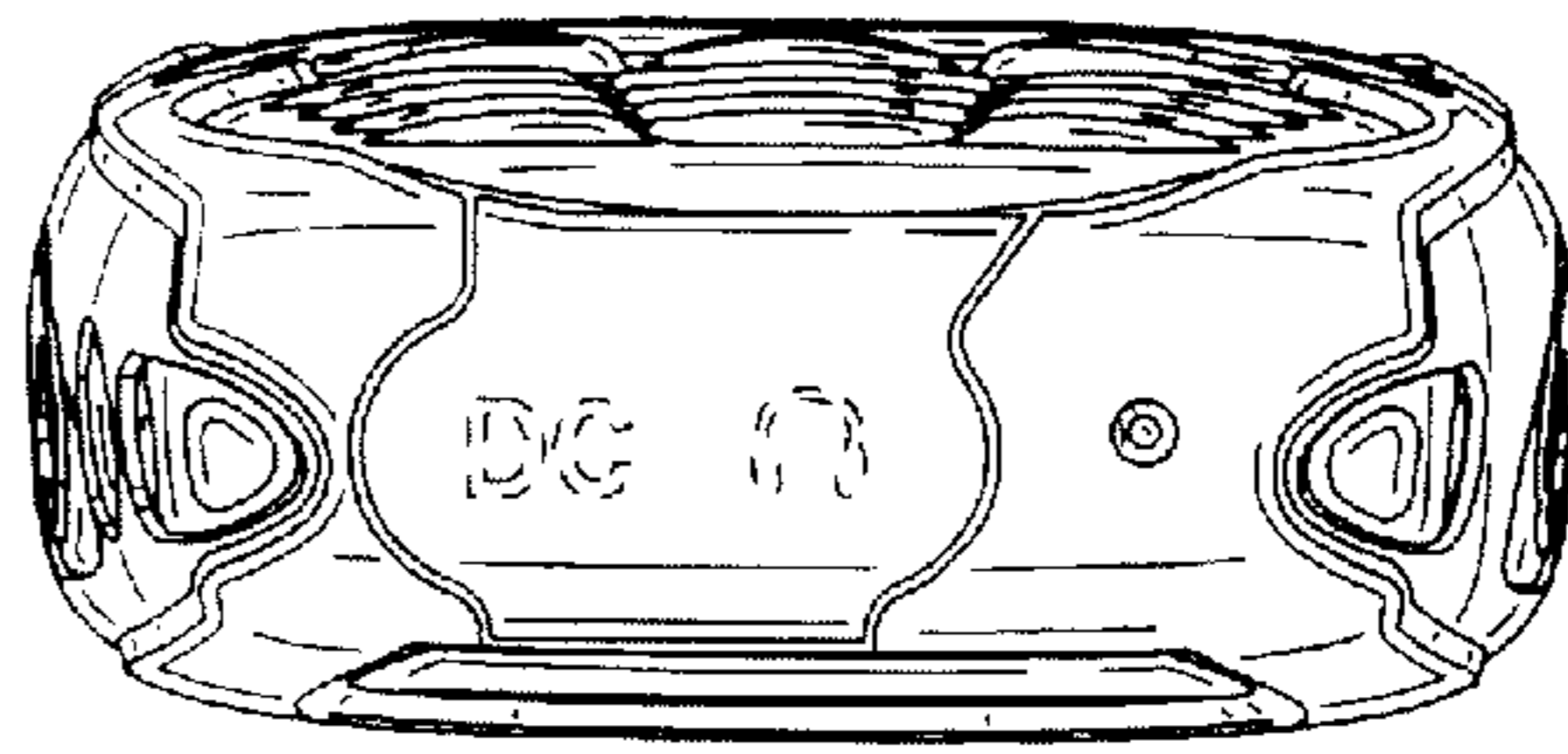


FIG. 5

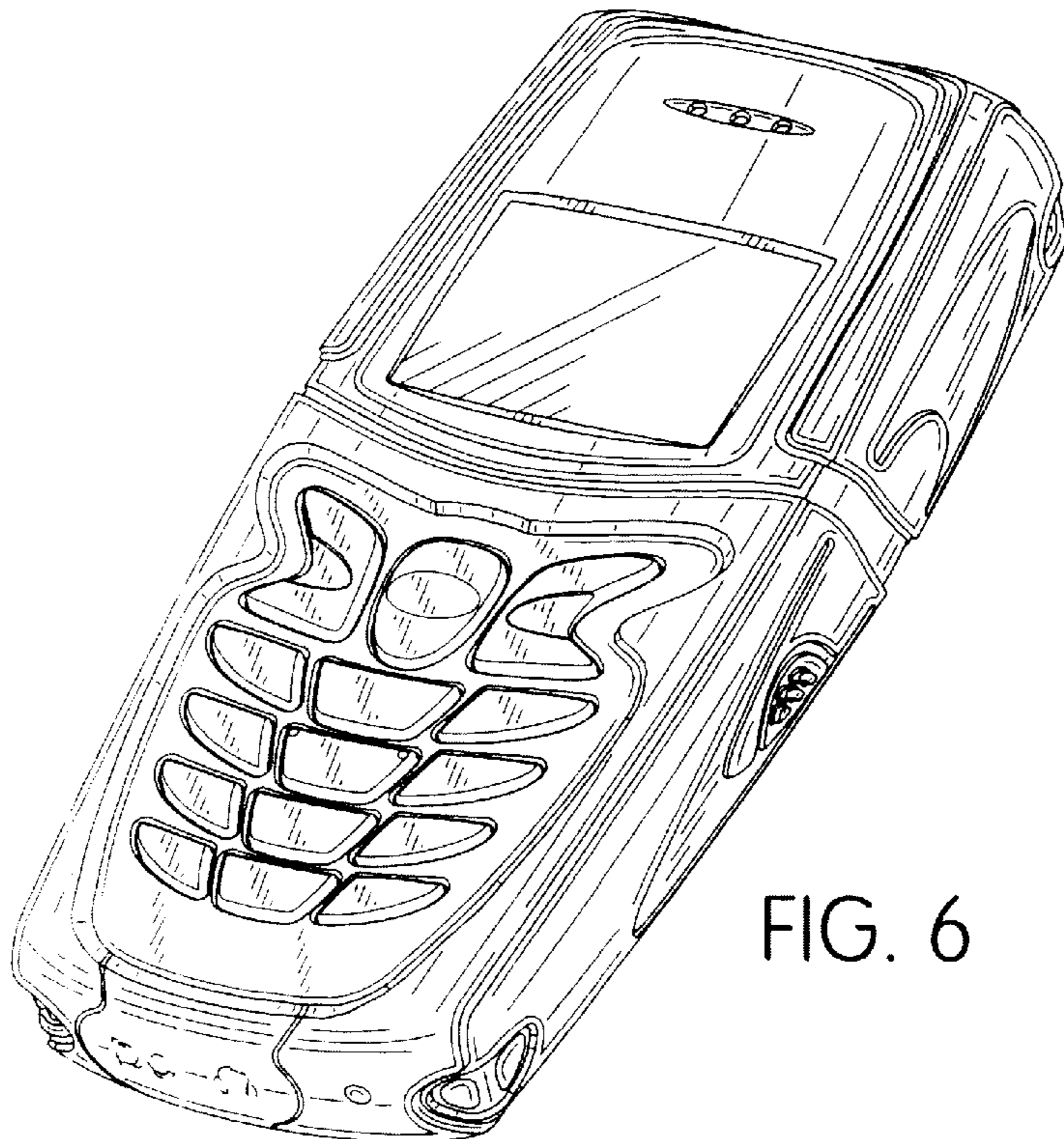


FIG. 6

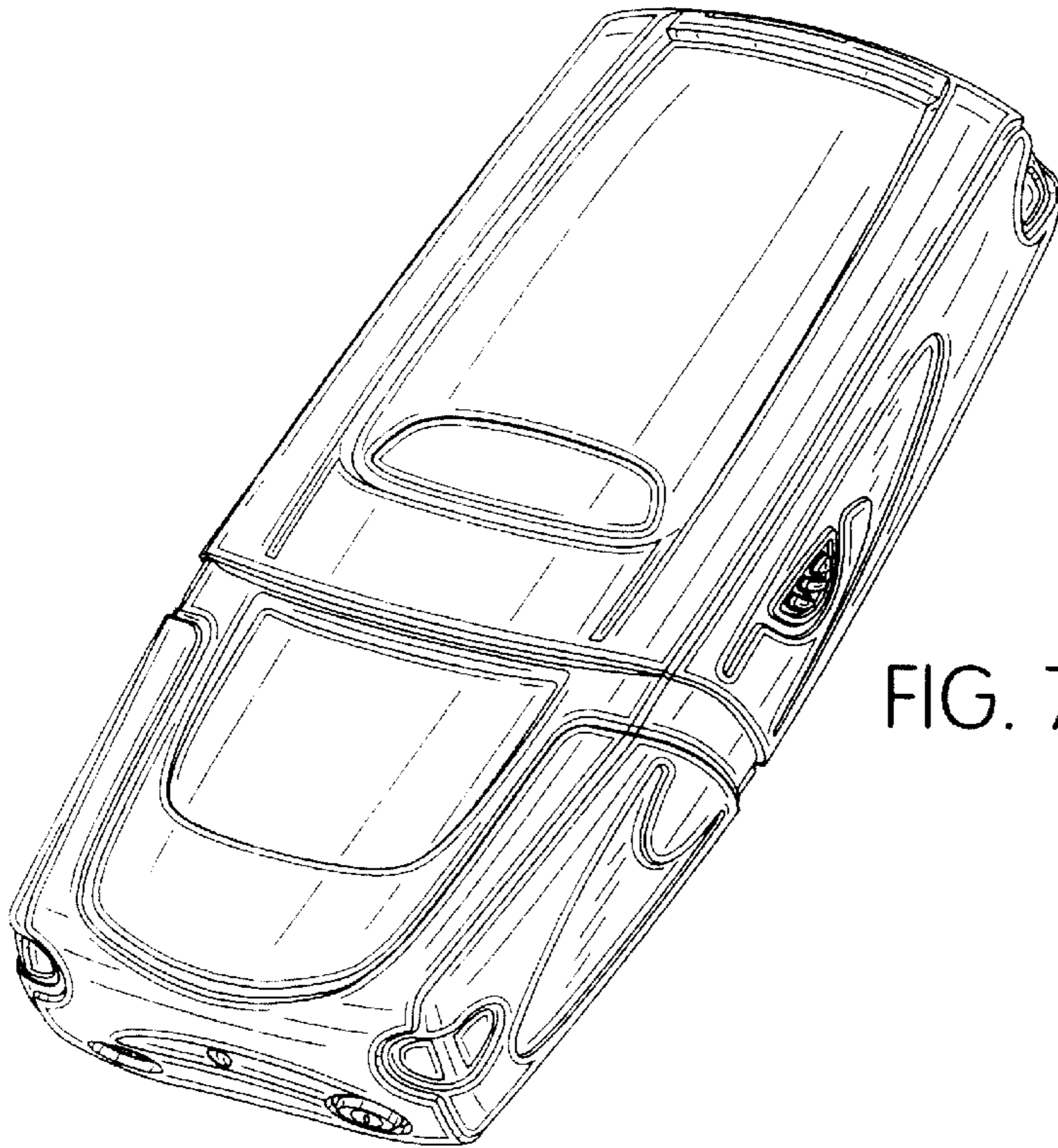


FIG. 7

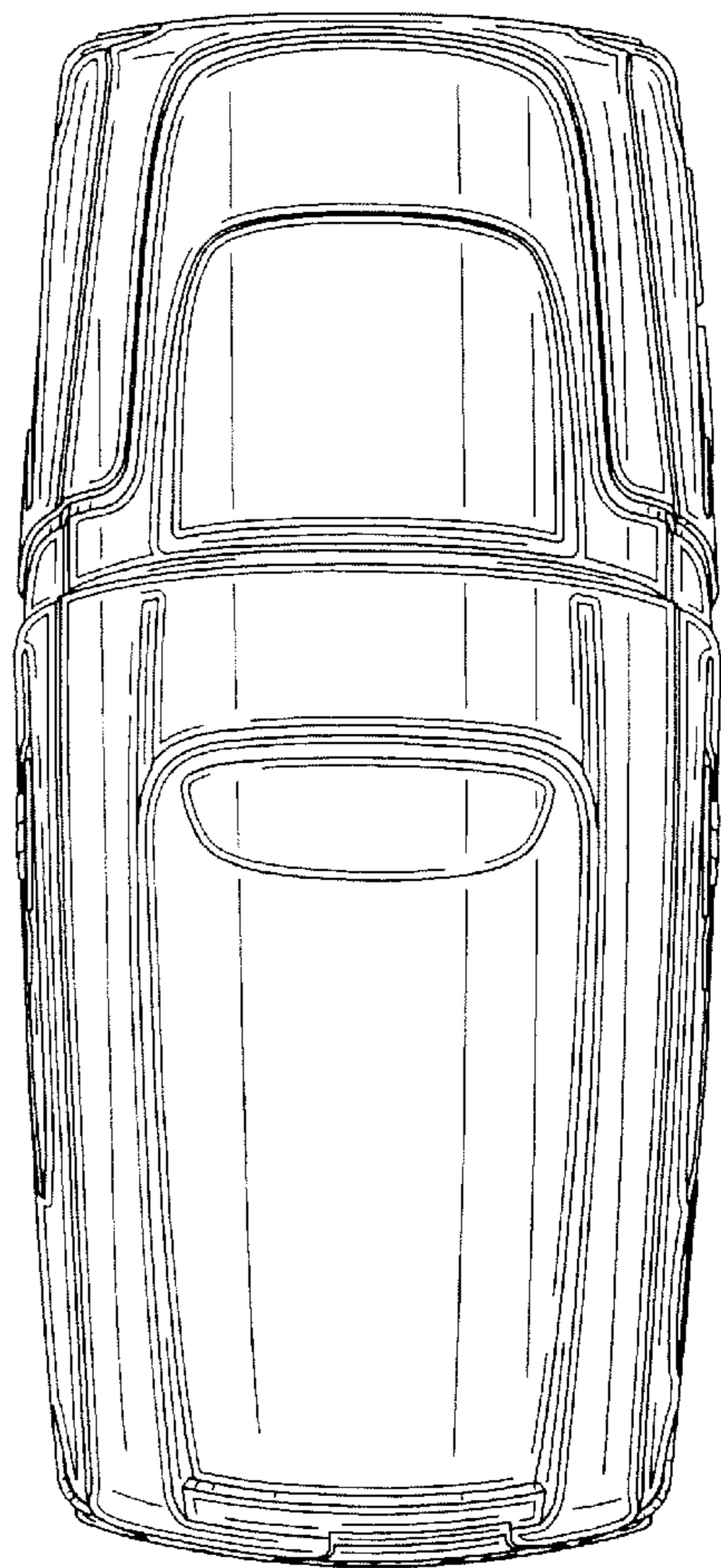


FIG. 8