



US00D476623S

(12) **United States Design Patent**
Oohashi et al.

(10) **Patent No.:** **US D476,623 S**

(45) **Date of Patent:** **** Jul. 1, 2003**

(54) **STATOR OF VEHICLE ALTERNATOR**

D448,729 S 10/2001 Asao et al.

(75) Inventors: **Atsushi Oohashi**, Tokyo (JP);
Yoshihito Asao, Tokyo (JP)

(73) Assignee: **Mitsubishi Denki Kabushiki Kaisha**,
Tokyo (JP)

(**) Term: **14 Years**

(21) Appl. No.: **29/150,090**

(22) Filed: **Nov. 6, 2001**

(30) **Foreign Application Priority Data**

Jun. 29, 2001 (JP) 2001-019023

(51) **LOC (7) Cl.** **13-01**

(52) **U.S. Cl.** **D13/118**

(58) **Field of Search** D13/118, 122;
310/68 B, 263, 156

(56) **References Cited**

U.S. PATENT DOCUMENTS

4,710,657 A	*	12/1987	Ocken et al.	310/62
4,741,098 A	*	5/1988	Barrera	29/596
D425,857 S	*	5/2000	Umeda et al.	D13/118
D426,191 S		6/2000	Umeda et al.		
D447,114 S		8/2001	Asao et al.		
D447,115 S		8/2001	Asao et al.		
D447,731 S		9/2001	Asao et al.		
D448,004 S		9/2001	Asao et al.		
D448,343 S		9/2001	Asao et al.		

FOREIGN PATENT DOCUMENTS

JP	1041849	6/1999
JP	1041849-1	6/1999
JP	1041849-2	6/1999
JP	1041849-003	2/2000
JP	1041849-004	7/2000
JP	1041849-005	7/2000
JP	1041849-006	7/2000
JP	1041849-007	7/2000

* cited by examiner

Primary Examiner—Lisa Lichtenstein

(74) *Attorney, Agent, or Firm*—Oblon, Spivak, McClelland,
Maier & Neustadt, P.C.

(57) **CLAIM**

The ornamental design for a stator of vehicle alternator, as shown and described.

DESCRIPTION

FIG. 1 is a front, and top side perspective view of a stator of vehicle alternator showing our new design;

FIG. 2 is a front elevational view thereof, the rear, the left side and the right side elevational views being the same image thereof; and,

FIG. 3 is a top plan view thereof, the bottom plan view being the same image thereof.

The broken lines in the figures are for illustrative purposes only and form no part of the claimed design.

1 Claim, 3 Drawing Sheets




FIG. 1




FIG.2




FIG. 3

