



US00D476622S

(12) **United States Design Patent**  
**Ando et al.**

(10) **Patent No.:** **US D476,622 S**

(45) **Date of Patent:** **\*\* Jul. 1, 2003**

(54) **PORTION OF A POWER CONVERTER**

(75) Inventors: **Masaru Ando**, Kamakura (JP);  
**Tetsujiro Tsunoda**, Saitama (JP);  
**Kazunari Nishitani**, Yokohama (JP);  
**Yoshikatsu Nagashima**, Kawasaki (JP);  
**Nobuhiro Shingai**, Tokyo (JP)

(73) Assignee: **Kabushiki Kaisha Toshiba**, Tokyo (JP)

(\*\*) Term: **14 Years**

(21) Appl. No.: **29/149,987**

(22) Filed: **Oct. 26, 2001**

(30) **Foreign Application Priority Data**

Jun. 19, 2001 (JP) ..... 2001-017827

(51) **LOC (7) Cl.** ..... **13-02**

(52) **U.S. Cl.** ..... **D13/118**

(58) **Field of Search** ..... D13/118; 174/52.4,  
174/52.2; 251/690; 361/752, 784, 704,  
705, 707, 712, 717-719

(56) **References Cited**

**U.S. PATENT DOCUMENTS**

4,665,467 A \* 5/1987 Speraw et al. .... 361/707

5,075,821 A \* 12/1991 McDonnal ..... 361/712

5,375,040 A \* 12/1994 Cooper et al. .... 361/796

D364,384 S 11/1995 Shimizu et al.

6,144,557 A \* 11/2000 Chen et al. .... 174/52.2

**FOREIGN PATENT DOCUMENTS**

JP 982732 6/1997

\* cited by examiner

*Primary Examiner*—Lisa Lichtenstein

(74) *Attorney, Agent, or Firm*—Oblon, Spivak, McClelland,  
Maier & Neustadt, P.C.

(57) **CLAIM**

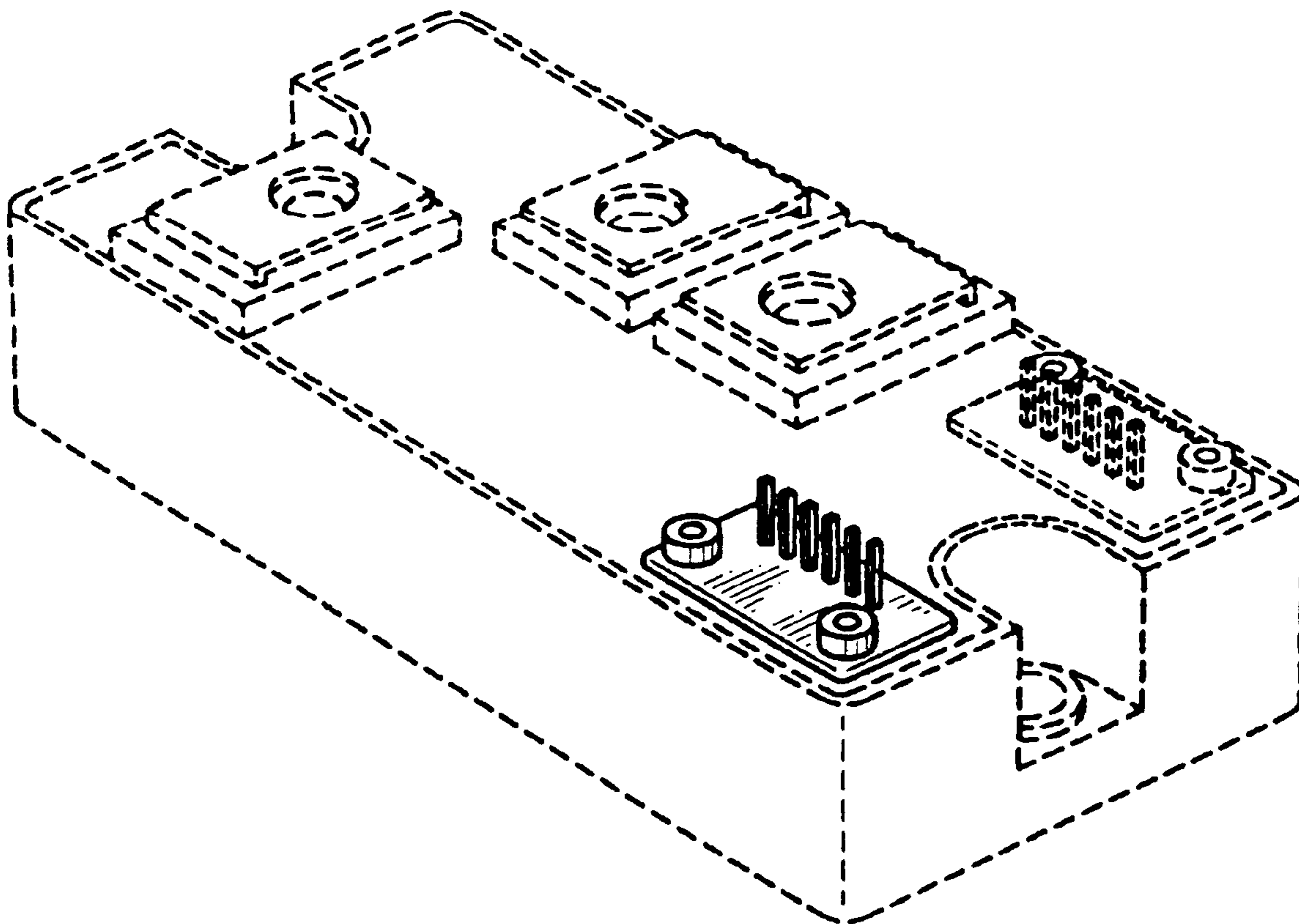
The ornamental design for a portion of a power converter, as shown and described.

**DESCRIPTION**

FIG. 1 is a front, top and right side perspective view of a portion of a power converter, showing our new design; FIG. 2 is a top plan view thereof; FIG. 3 is a front elevational view thereof; FIG. 4 is a right side elevational view thereof; FIG. 5 is a left side elevational view thereof; FIG. 6 is a rear elevational view thereof; and, FIG. 7 is a bottom plan view thereof.

The broken lines are for illustrative only and form no part of the claimed design.

**1 Claim, 2 Drawing Sheets**



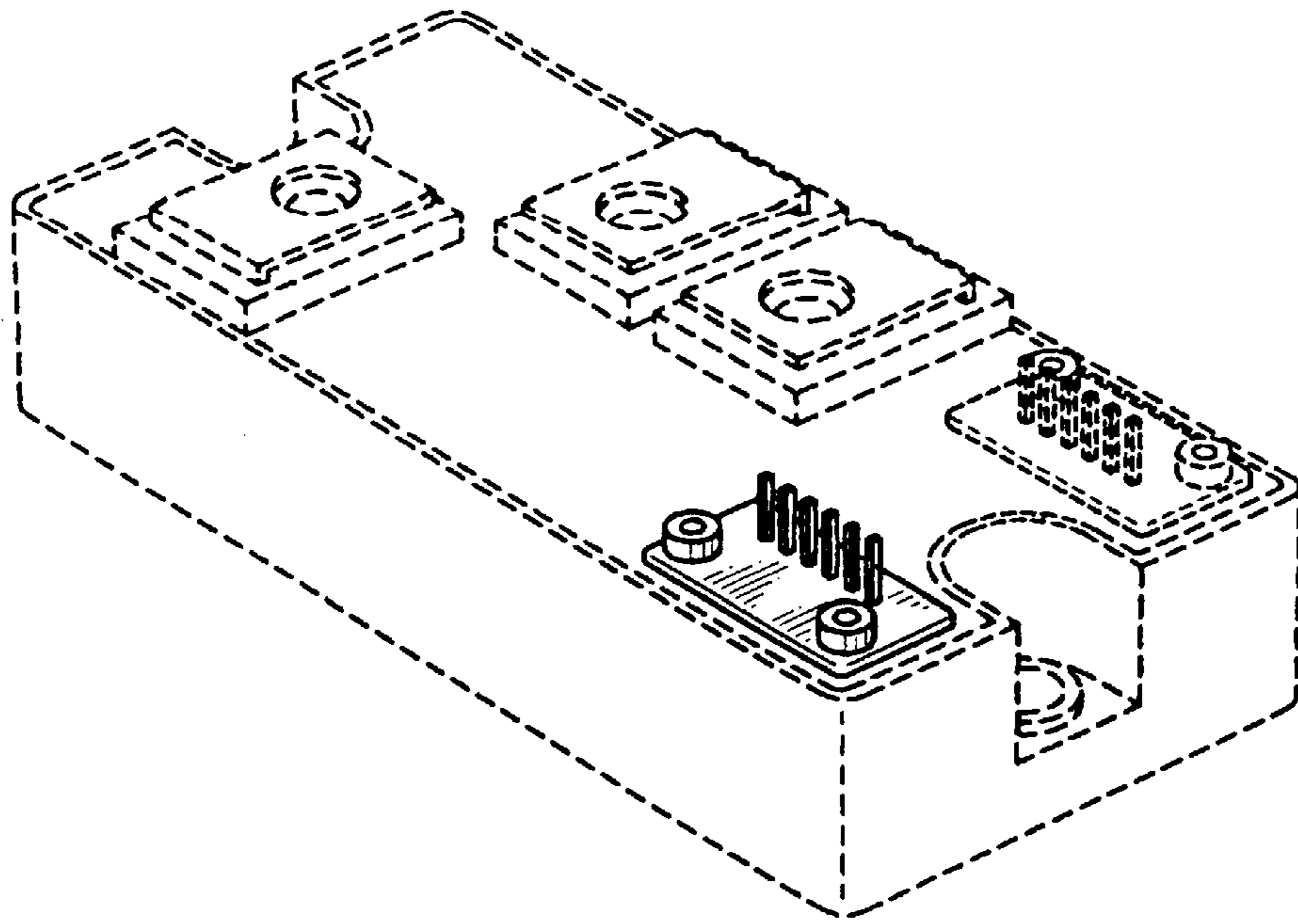


Fig. 1

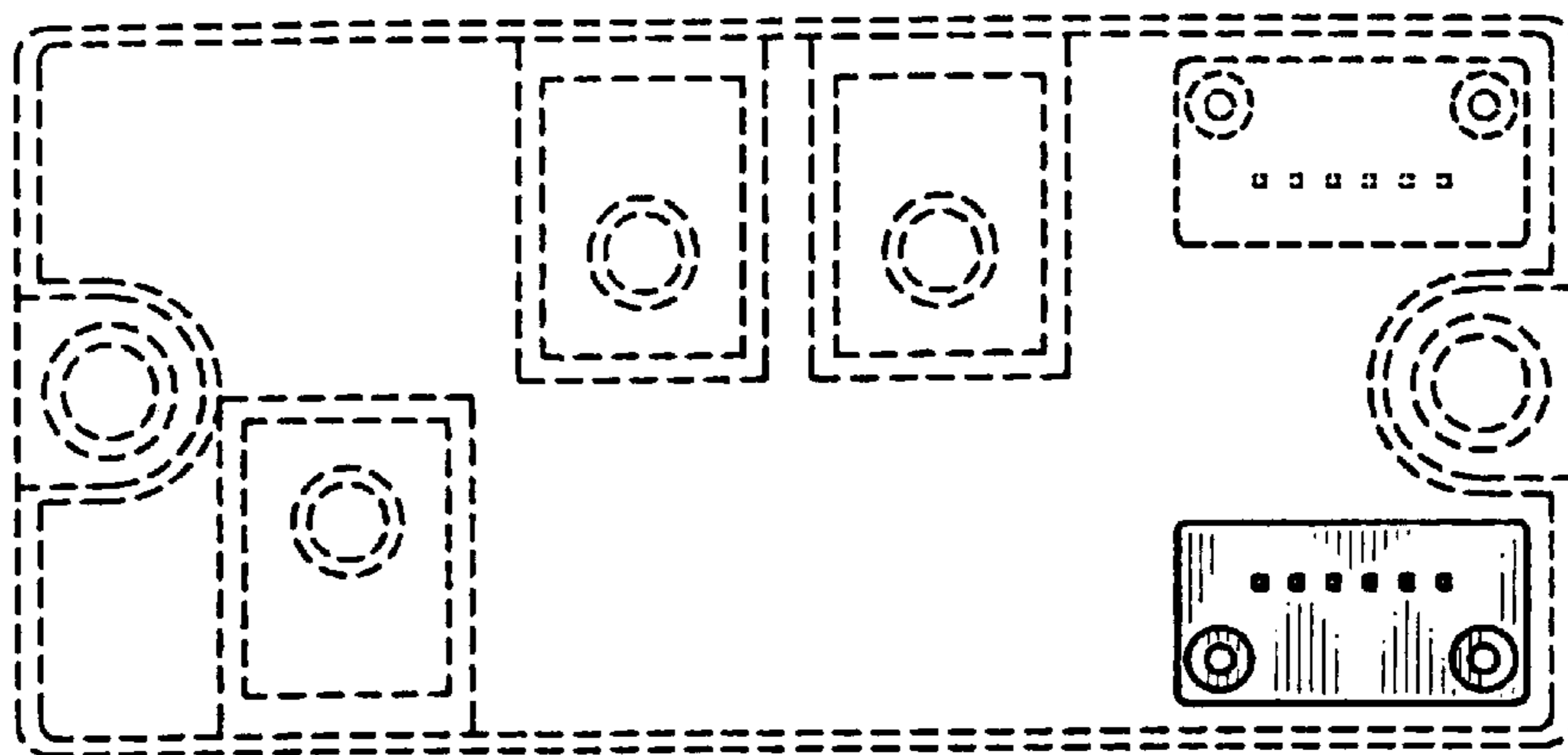


Fig. 2


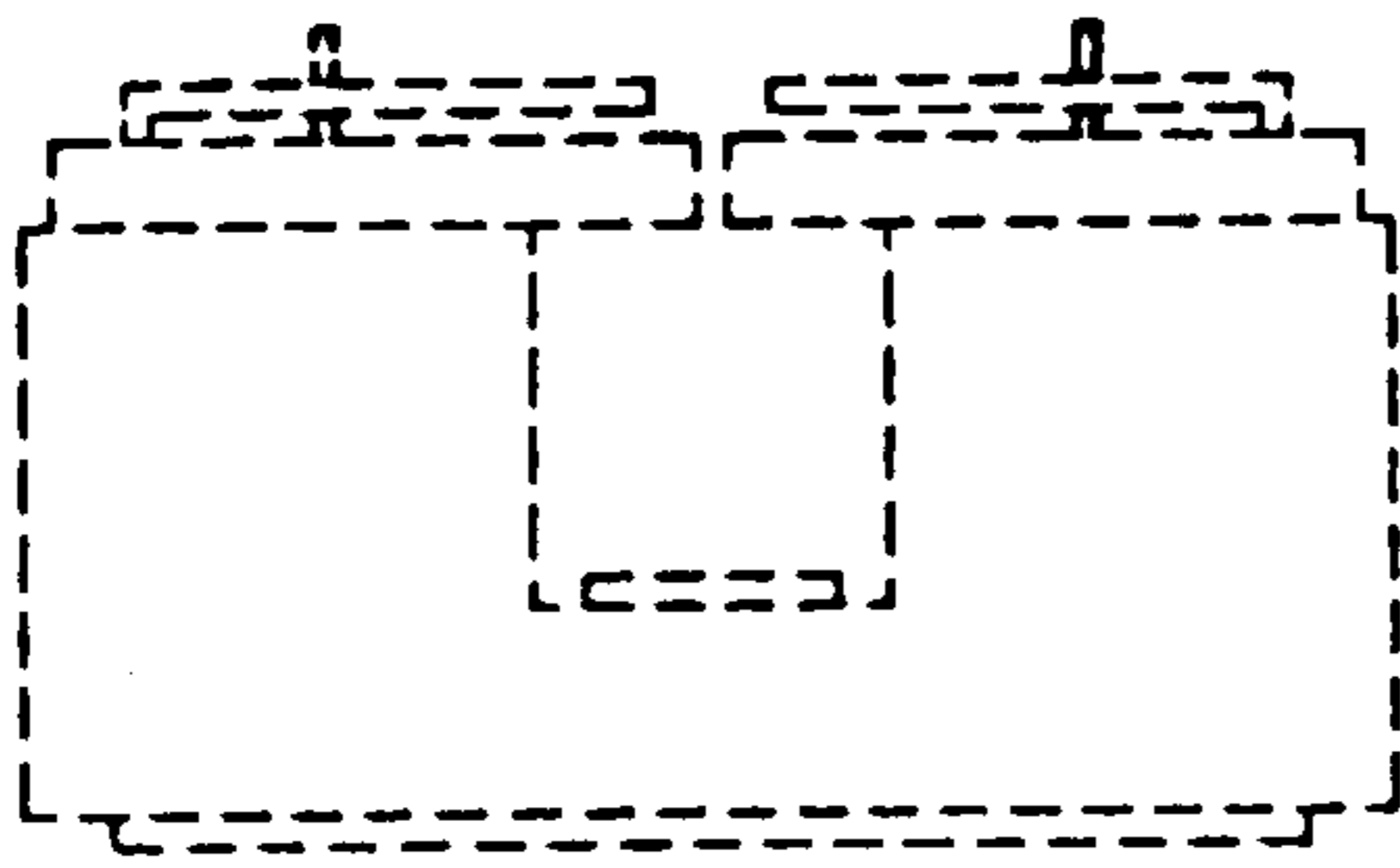
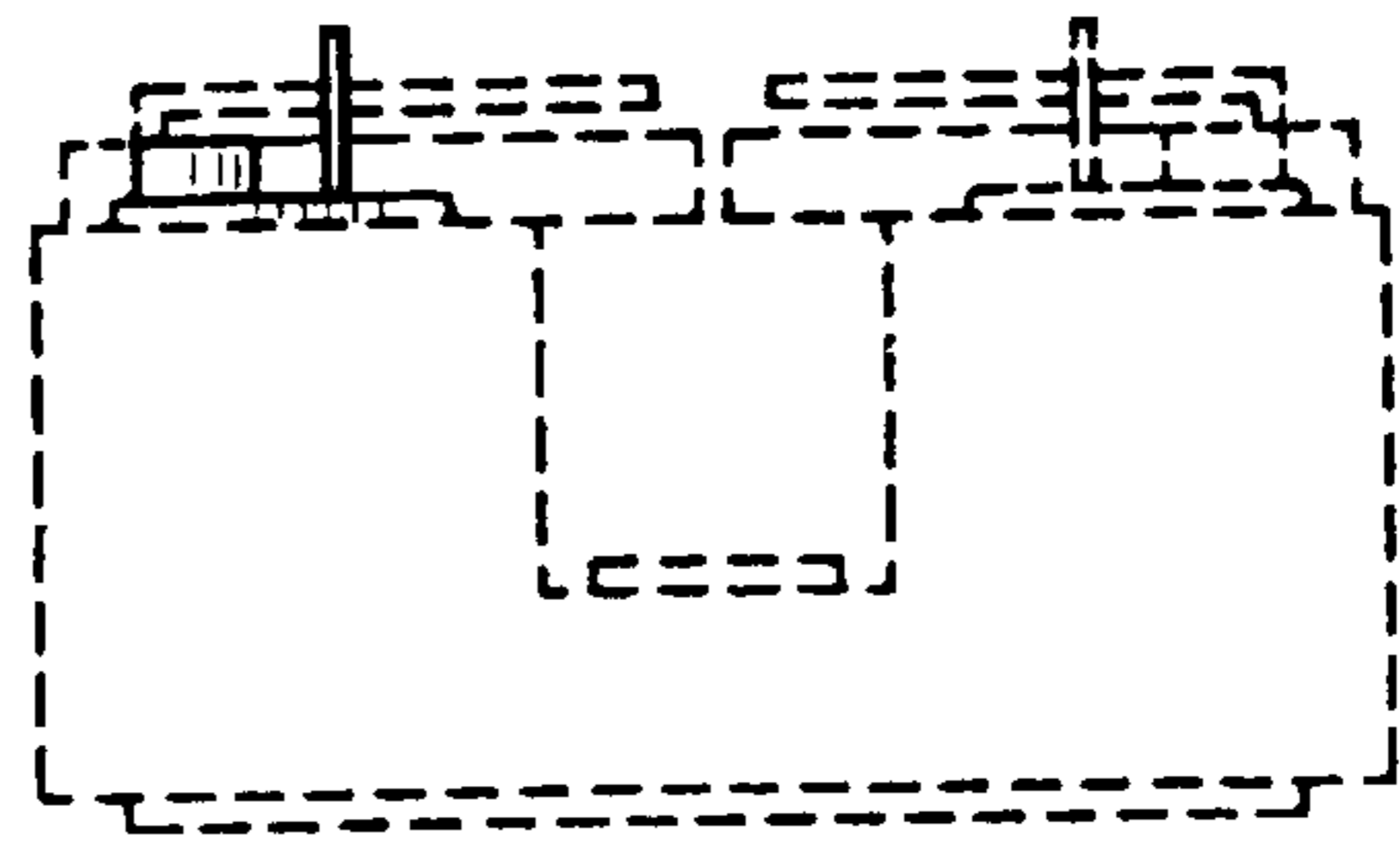


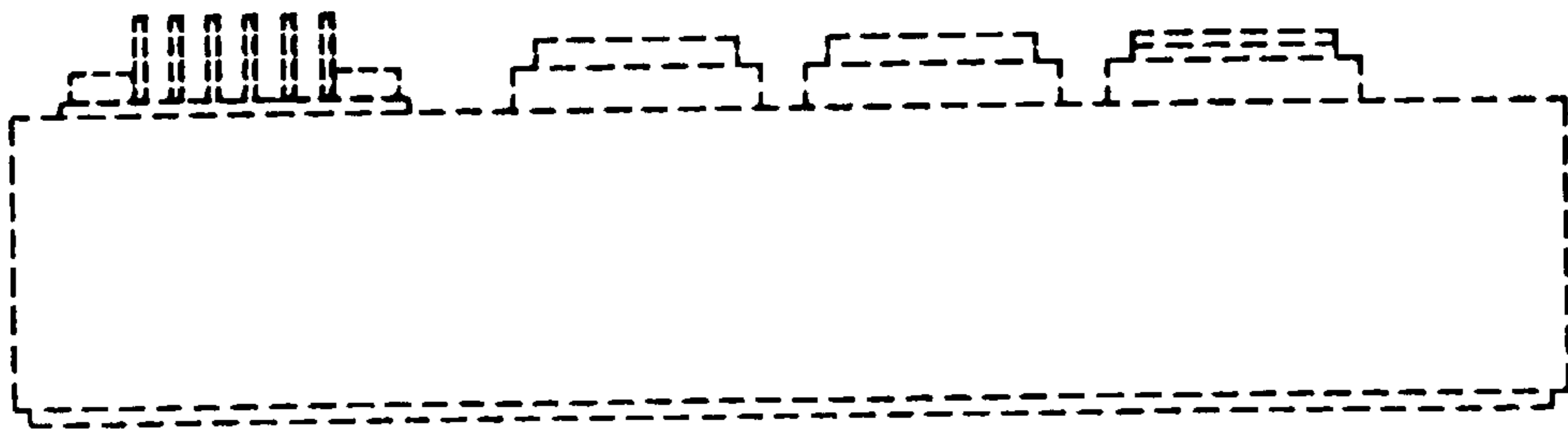
Fig. 3




*Fig. 5*



*Fig. 4*



*Fig. 6*



*Fig. 7*

UNITED STATES PATENT AND TRADEMARK OFFICE  
**CERTIFICATE OF CORRECTION**

PATENT NO. : Des. 476,622 S  
DATED : July 1, 2003  
INVENTOR(S) : Ando et al.

Page 1 of 1

It is certified that error appears in the above-identified patent and that said Letters Patent is hereby corrected as shown below:

Title page,

Item [75], should read:

-- [75] Inventors: **Masaru Ando**, Kamakura (JP);  
**Tetsujiro Tsunoda**, Saitama (JP);  
**Kazunobu Nishitani**, Yokohama (JP);  
**Yoshikatsu Nagashima**, Kawasaki (JP);  
**Nobuhiro Shingai**, Tokyo (JP) --

Signed and Sealed this

Fourth Day of November, 2003

A handwritten signature in black ink, appearing to read "James E. Rogan", written over a horizontal line.

JAMES E. ROGAN  
*Director of the United States Patent and Trademark Office*