



US00D476617S

(12) **United States Design Patent**
Kasahara et al.

(10) **Patent No.:** **US D476,617 S**

(45) **Date of Patent:** **** Jul. 1, 2003**

(54) **BATTERY**

(75) Inventors: **Hideki Kasahara**, Kanagawa (JP);
Masumi Katsumoto, Kanagawa (JP);
Masaharu Miyahisa, Kanagawa (JP);
Yoshihiro Boki, Kanagawa (JP)

(73) Assignee: **Matsushita Electric Industrial Co., Ltd.**, Osaka (JP)

(* Notice: This patent is subject to a terminal disclaimer.

(**) Term: **14 Years**

(21) Appl. No.: **29/146,113**

(22) Filed: **Aug. 3, 2001**

(51) **LOC (7) Cl.** **13-02**

(52) **U.S. Cl.** **D13/103**

(58) **Field of Search** D13/103; 429/96-100,
429/159, 163, 176, 133, 164, 161-170,
175, 178, 181, 208, 209

(56) **References Cited**

U.S. PATENT DOCUMENTS

520,033 A * 5/1894 Burnham 429/175
724,607 A * 4/1903 Paget 429/176 X
946,009 A * 1/1910 Byrne 429/174
4,861,685 A * 8/1989 Tien et al. 429/7

5,418,087 A * 5/1995 Klein 429/101
5,677,080 A * 10/1997 Chen 429/167
5,691,073 A * 11/1997 Vu et al. 429/7
5,874,181 A * 2/1999 Tam 429/1
D413,858 S * 9/1999 Murakami et al. D13/103
6,168,883 B1 * 1/2001 Urry 429/159
6,248,472 B1 * 6/2001 Kelemen 429/163

FOREIGN PATENT DOCUMENTS

JP 850073 10/1992
JP 850073 2/1995

* cited by examiner

Primary Examiner—Joel Sincavage

(74) *Attorney, Agent, or Firm*—Christensen O'Connor Johnson Kindness PLLC

(57) **CLAIM**

The ornamental design for a battery, as shown and described.

DESCRIPTION

FIG. 1 is a perspective view of the top and front of a battery showing our new design;
FIG. 2 is a front view thereof, a rear view is being identical thereto;
FIG. 3 is a left side view thereof;
FIG. 4 is a right side view thereof;
FIG. 5 is a top plan view thereof; and,
FIG. 6 is a bottom view thereof.

1 Claim, 1 Drawing Sheet

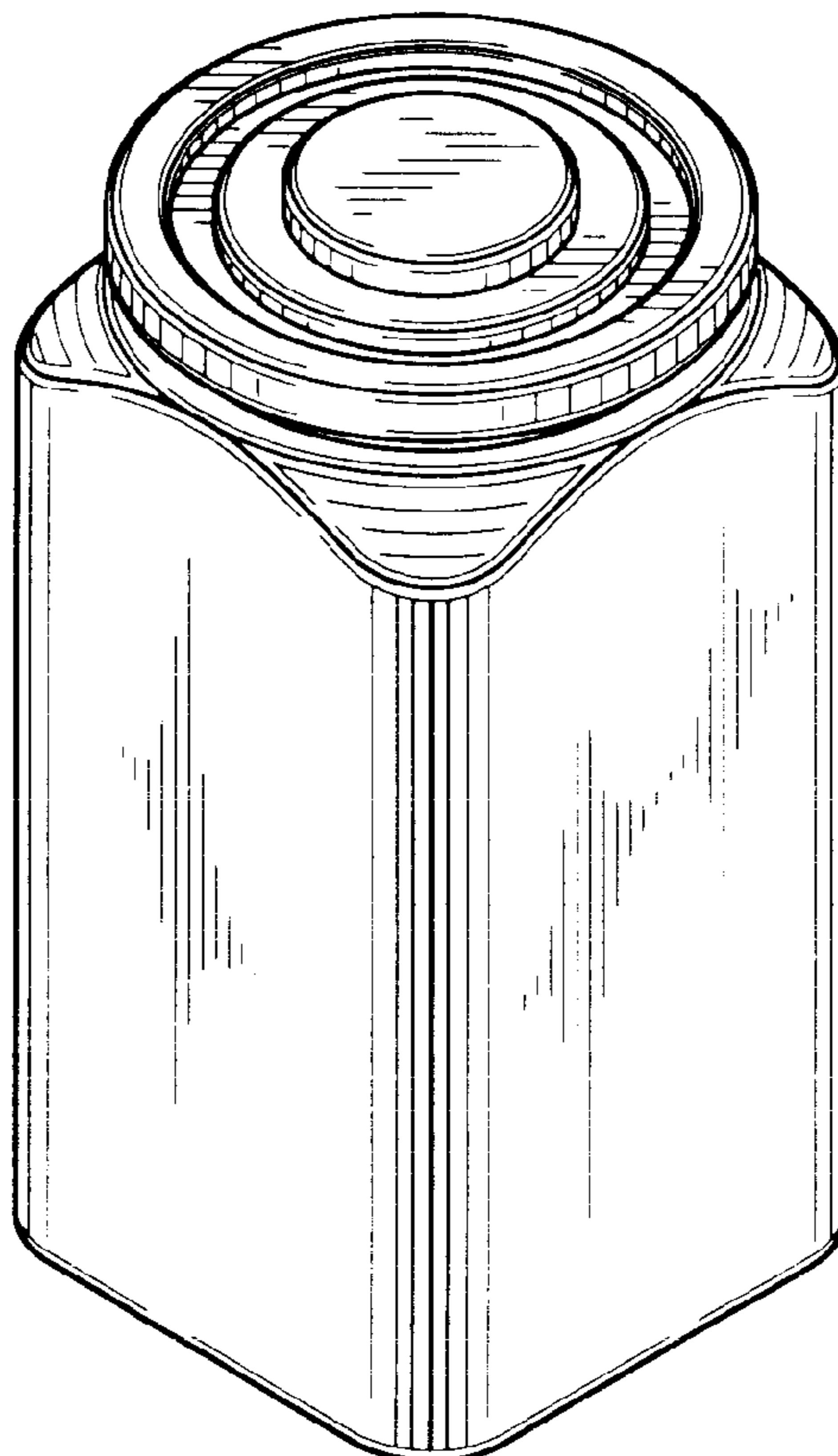


FIG. 1

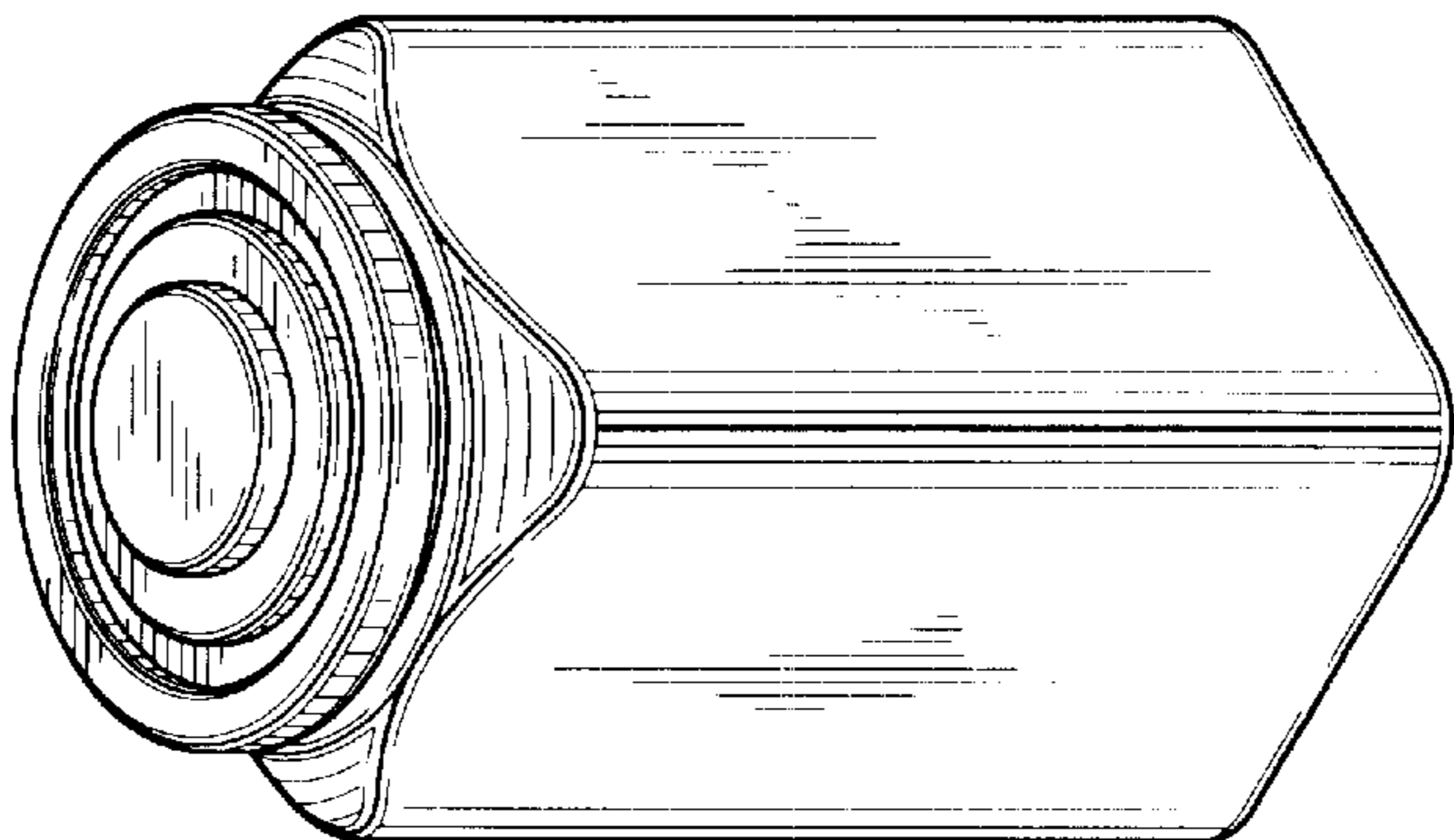


FIG. 2




FIG. 3




FIG. 4




FIG. 5

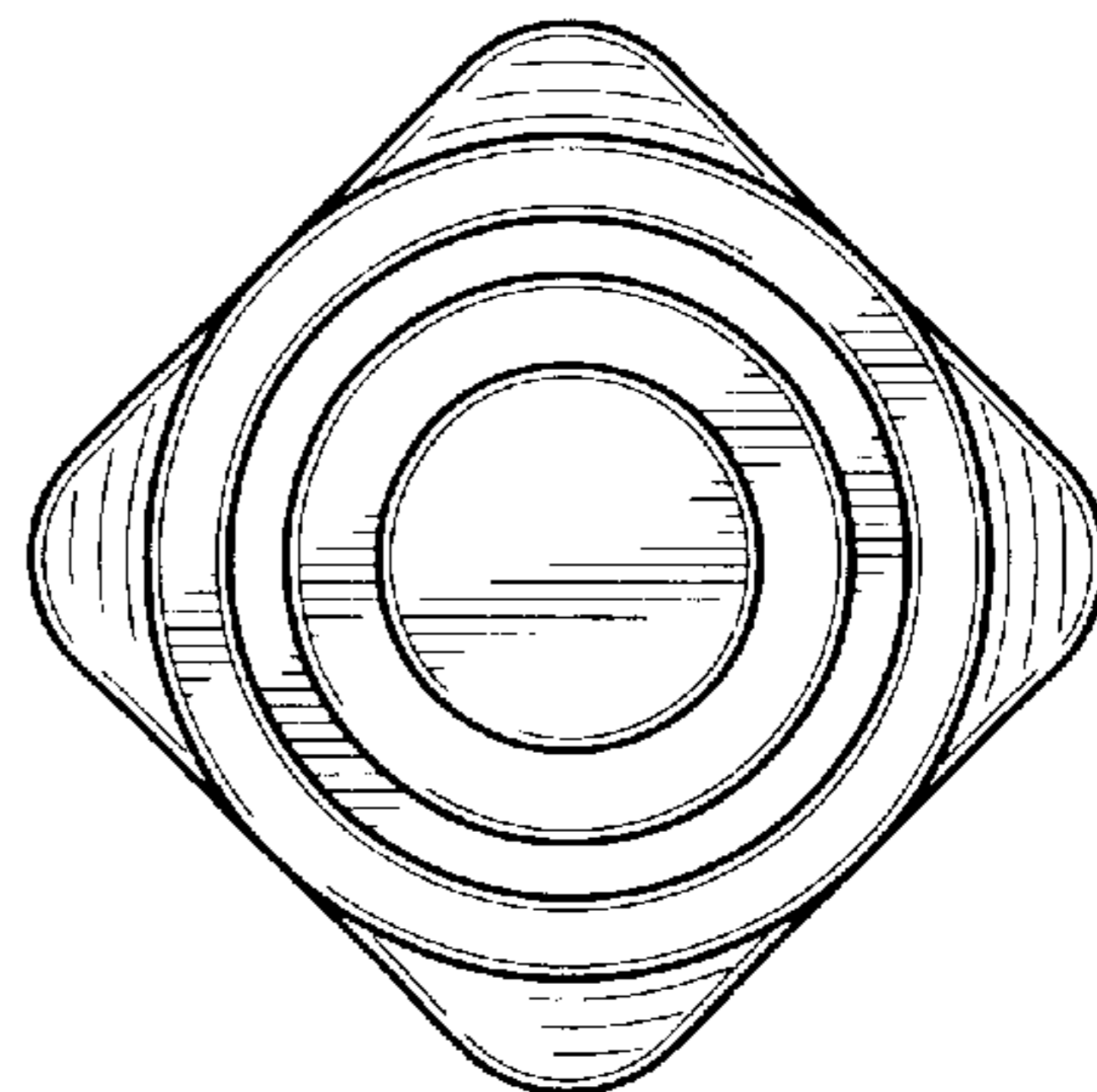


FIG. 6

