



US00D476615S

(12) **United States Design Patent**
Iga et al.

(10) **Patent No.: US D476,615 S**

(45) **Date of Patent: ** Jul. 1, 2003**

(54) **AUTOMOBILE TIRE**

(75) Inventors: **Seiji Iga**, Kanagawa (JP); **Yoshimasa Hashimoto**, Kanagawa (JP); **Izumi Kuramochi**, Tokyo (JP); **Hirohisa Hazama**, Kanagawa (JP); **Takumi Morito**, Tokyo (JP)

(73) Assignee: **The Yokohama Rubber Co., Ltd.**, Tokyo (JP)

(**) Term: **14 Years**

(21) Appl. No.: **29/163,773**

(22) Filed: **Jul. 15, 2002**

(30) **Foreign Application Priority Data**

Jan. 29, 2002 (JP) 2002-001838

(51) **LOC (7) Cl.** **12-15**

(52) **U.S. Cl.** **D12/603**

(58) **Field of Search** D12/500, 501, D12/564, 565, 566, 567, 600, 601, 602, 603; 152/209.1, 209.9, 209.25, 209.27

(56) **References Cited**

U.S. PATENT DOCUMENTS

- D335,644 S * 5/1993 Miyoshi D12/603
- D335,645 S * 5/1993 Miyoshi D12/603
- D419,499 S * 1/2000 Kawai D12/603

OTHER PUBLICATIONS

Falken MV-04S Tire, 2001 Tread Design Guide, Jan. 2001, p. 31. 1/4.*

Japanese Patent Office Design Document No. SA62023921, Car and Driver, vol. 22, No. 10, p. 82, Diamond Publishing Co. (Oct., 1987).

* cited by examiner

Primary Examiner—Robert M. Spear

(74) *Attorney, Agent, or Firm*—Rader, Fishman & Grauer PLLC

(57) **CLAIM**

The ornamental design for an automobile tire, as shown and described.

DESCRIPTION

FIG. 1 is a front view of the automobile tire, showing the new design, the rear view, the top plan view and the bottom plan view appearing the same as the front view;


FIG. 2 is a right side view of the automobile tire, the left side view appearing the same as the right side view;

FIG. 3 is a fragmentary front view, showing in enlargement the portion III—III in FIG. 1;

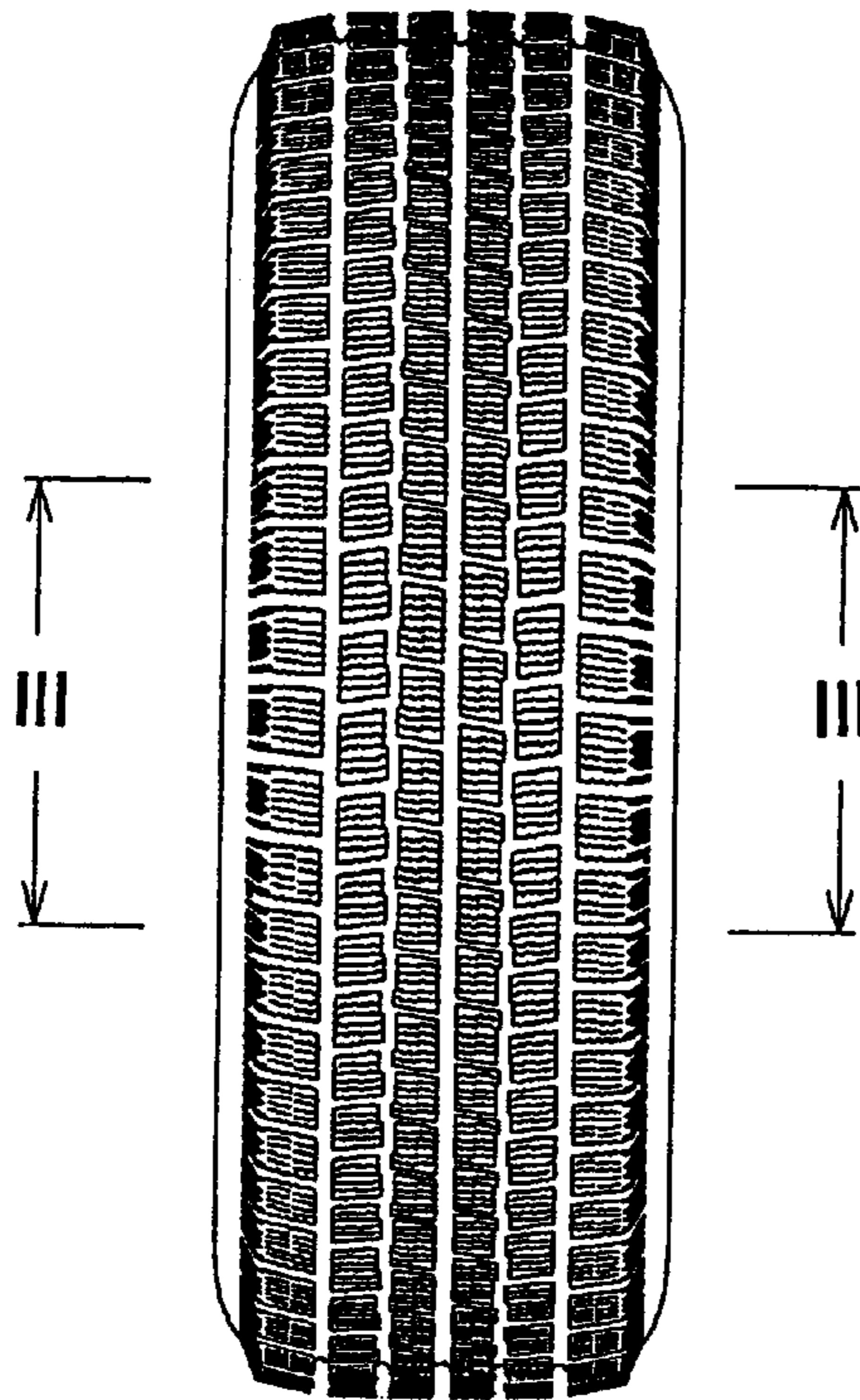
FIG. 4 is a sectional view, taken on line IV—IV in FIG. 3; and,

FIG. 5 is a same fragmentary front view as FIG. 3 but showing the grooves in the automobile tire in thick lines for clarity of disclosure.

1 Claim, 2 Drawing Sheets



F i g . 1



F i g . 2

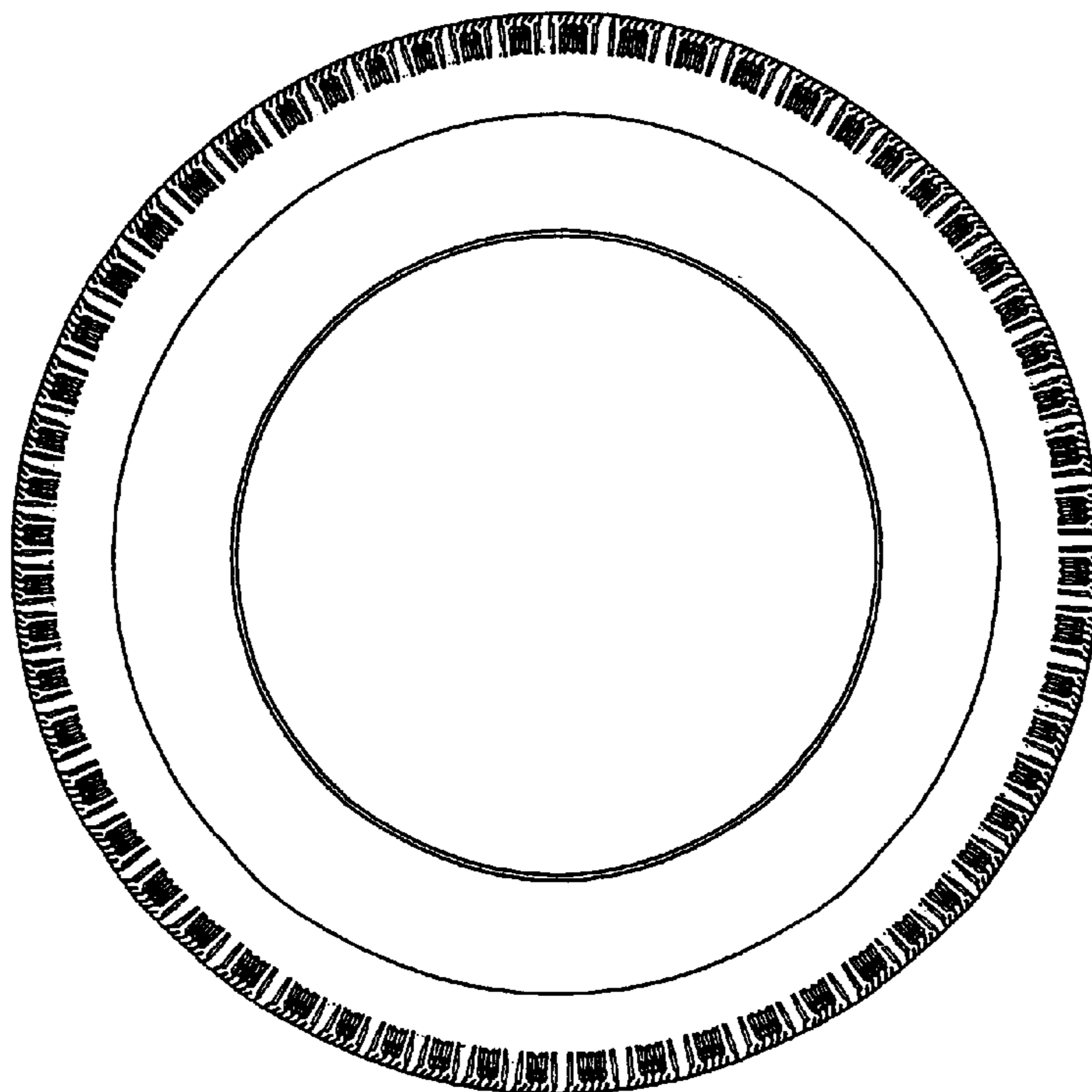


Fig. 3




Fig. 4




Fig. 5

