



US00D476610S

(12) **United States Design Patent**
Yun

(10) **Patent No.:** **US D476,610 S**

(45) **Date of Patent:** **** Jul. 1, 2003**

(54) **VEHICLE WHEEL FRONT FACE**

(75) Inventor: **Woon Hong Yun**, Downey, CA (US)

(73) Assignee: **American Racing Equipment, Inc.**,
Rancho Dominguez, CA (US)

(**) Term: **14 Years**

(21) Appl. No.: **29/170,306**

(22) Filed: **Nov. 4, 2002**

(51) **LOC (7) Cl.** **12-16**

(52) **U.S. Cl.** **D12/209**

(58) **Field of Search** D12/204-211;
301/37.101, 64.101, 65

(56) **References Cited**

U.S. PATENT DOCUMENTS

D367,461 S	*	2/1996	Chung	D12/209
D403,644 S	*	1/1999	Elbertse et al.	D12/209
D424,500 S		5/2000	Johnson		
D425,008 S		5/2000	Johnson		
D427,129 S	*	6/2000	Lee	D12/209
D427,132 S	*	6/2000	Lee	D12/211
D428,378 S	*	7/2000	Lee	D12/209
D435,821 S	*	1/2001	Dumigan	D12/209
D436,570 S	*	1/2001	Lee	D12/209
D444,755 S	*	7/2001	Azuma et al.	D12/209
D445,752 S	*	7/2001	Lee	D12/211
D447,727 S	*	9/2001	Laengerer	D12/209

OTHER PUBLICATIONS

“Burst Chrome,” on-line Wheels Catalog by American Racing (Feb. 2003).

“Maxim,” on-line Wheels Catalog by American Racing (Feb. 2003).

“Diamond Back Chrome,” on-line Wheels Catalog by American Racing (Feb. 2003).

“Hopster,” on-line Wheels Catalog by American Racing (Feb. 2003).

“Torq-Thrust ST Chrome,” on-line Wheels Catalog by American Racing (Feb. 2003).

“Z50 Chrome,” on-line Wheels Catalog by American Racing (Feb. 2003).

“Sniper Chrome,” on-line Wheels Catalog by American Racing (Feb. 2003).

“Empire II,” on-line Wheels Catalog by Colorado Custom (Feb. 2003).

“Granada,” on-line Wheels Catalog by Colorado Custom (Feb. 2003).

“Severence,” on-line Wheels Catalog by Colorado Custom (Feb. 2003).

“Type 209,” on-line Wheels Catalog by Ultra Wheel (Feb. 2003).

“Type 150/151,” on-line Wheels Catalog by Ultra Wheel (Feb. 2003).

“R-26 Splitter,” on-line Wheels Catalog by Ronal Wheels (Feb. 2003).

* cited by examiner

Primary Examiner—Stacia Cadmus

(74) *Attorney, Agent, or Firm*—Thompson Hine LLP

(57) **CLAIM**

The ornamental design for a vehicle wheel front face, as shown and described.

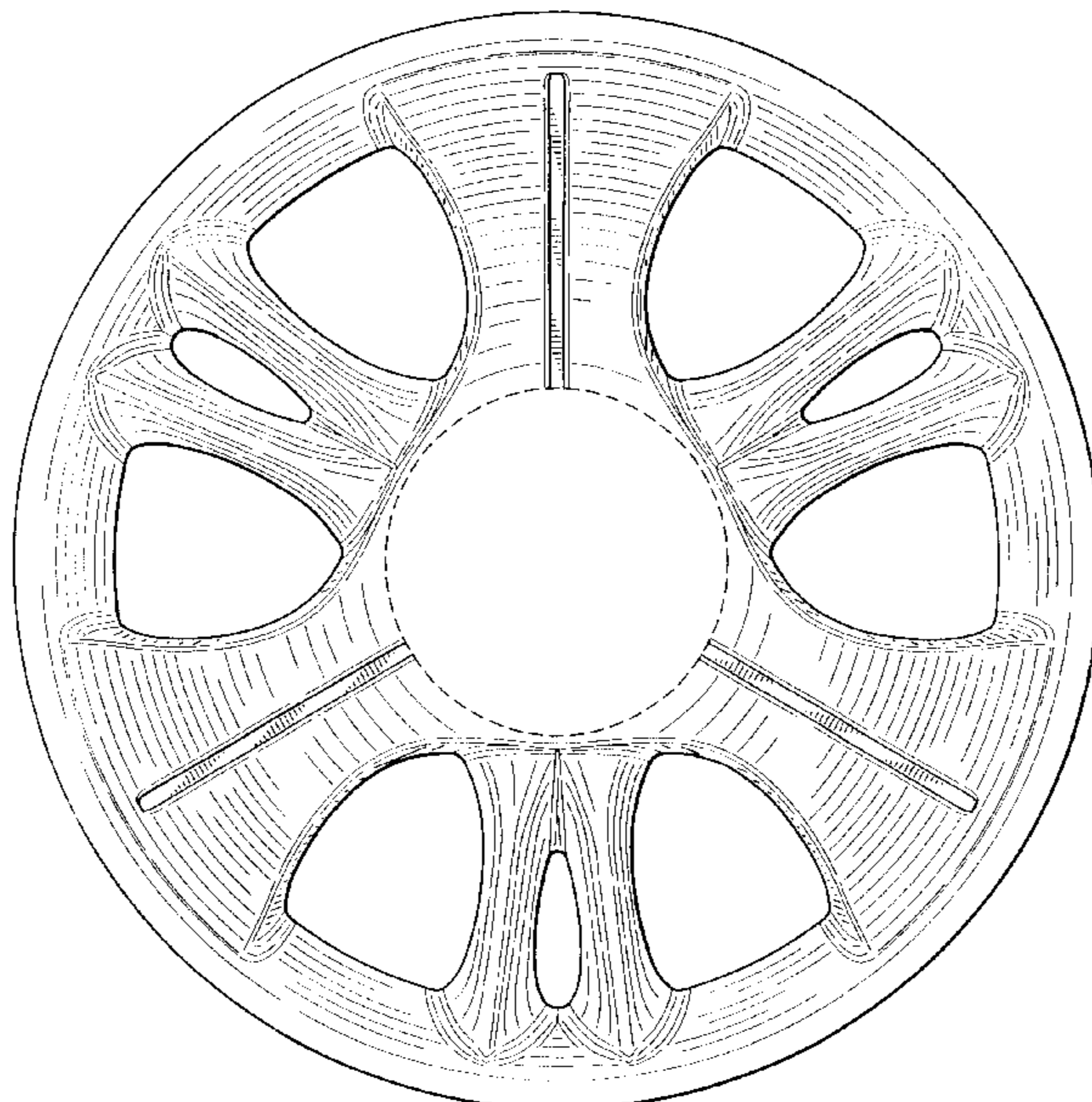
DESCRIPTION

FIG. 1 is a perspective view taken from the left hand side of my new vehicle wheel front face; and,

FIG. 2 is a front elevational view thereof.

The broken lines shown in FIGS. 1 and 2 of the drawings are for illustrative purposes only and the subject matter depicted thereby constitutes no part of the claimed design.

1 Claim, 2 Drawing Sheets



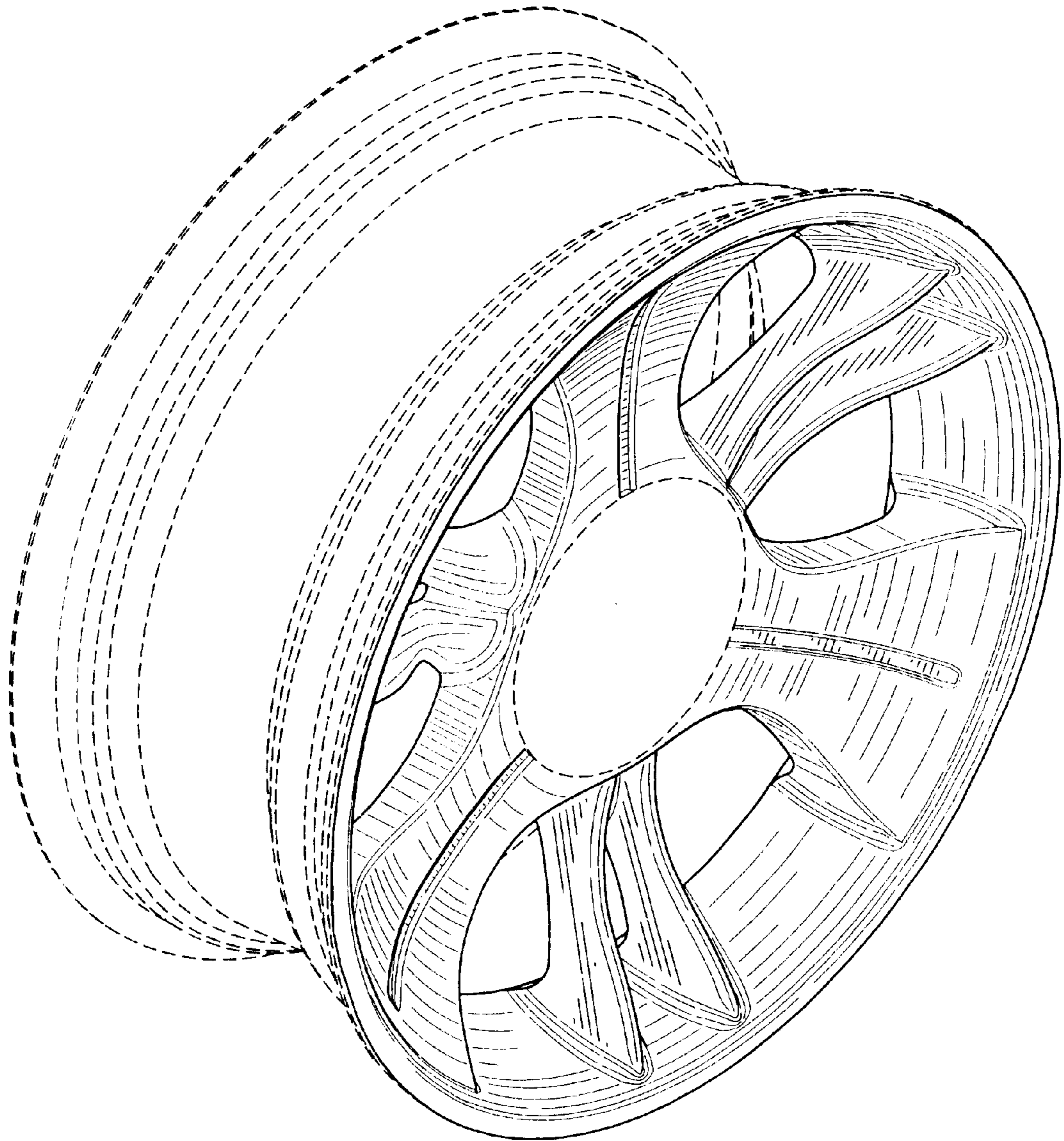


FIG. 1

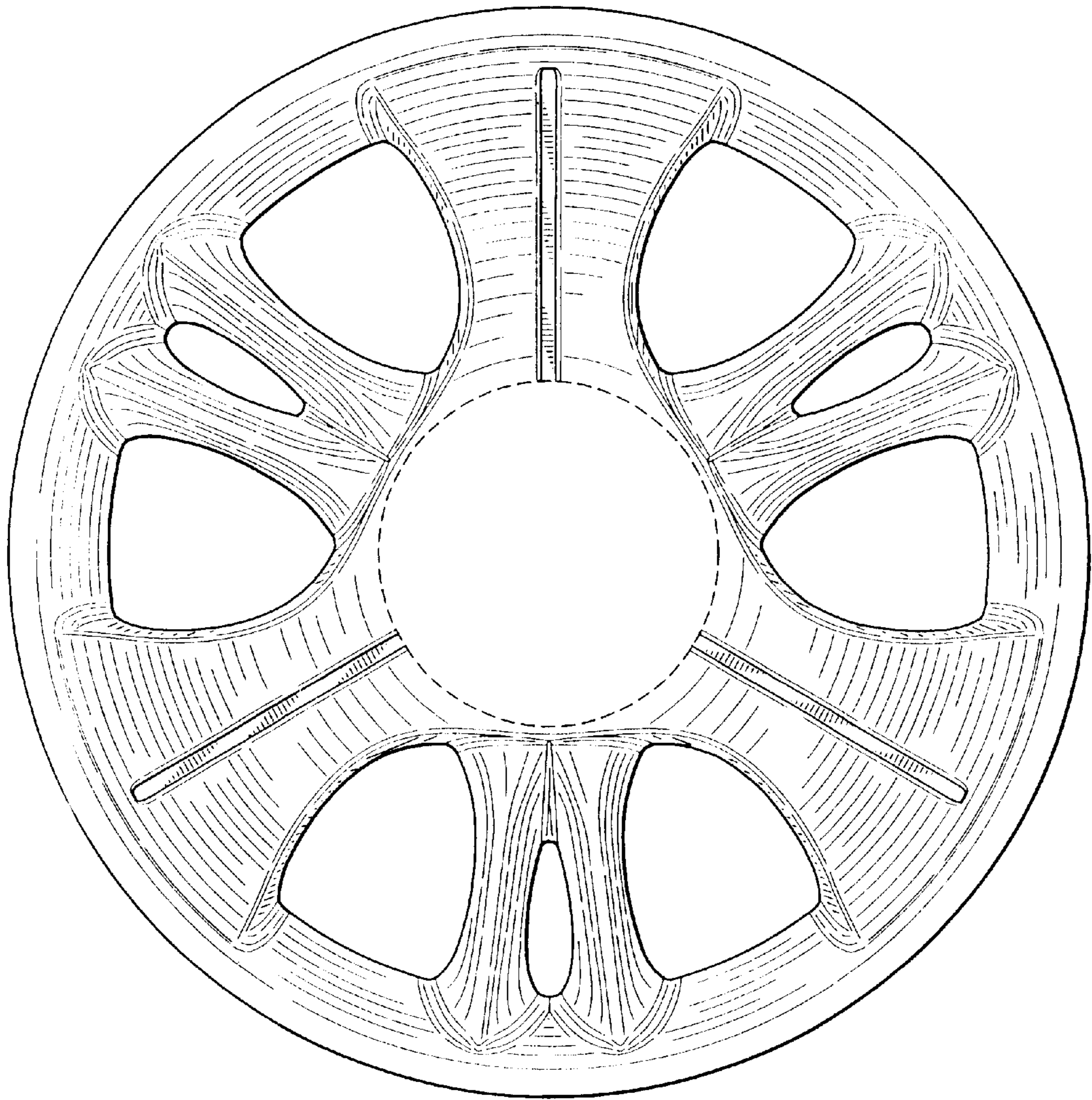


FIG. 2