



US00D476604S

(12)

United States Design Patent

Longfellow

(10) Patent No.:

US D476,604 S

(45) Date of Patent:

\*\* Jul. 1, 2003

(54) PATTERN FOR A VEHICLE GRILLE

(75) Inventor: William J. Longfellow, Carlsbad, CA (US)

(73) Assignee: Wings West, Inc., Santa Ana, CA (US)

(\*\*) Term: 14 Years

(21) Appl. No.: 29/168,637

(22) Filed: Oct. 4, 2002

(51) LOC (7) Cl. .... 12-16

(52) U.S. Cl. .... D12/163

(58) Field of Search ..... D12/163, 90-92,  
D12/171, 98; 180/68.1, 68.6, 69.21; 293/115,  
117, 120

(56) References Cited

U.S. PATENT DOCUMENTS

D310,057 S	8/1990	Guelfi et al.	
D312,438 S	11/1990	Licata	
D312,606 S	12/1990	Guelfi et al.	
D391,538 S	3/1998	Sacco et al.	
D420,958 S	2/2000	Sousamian	
D420,959 S	2/2000	Sousamian	
D420,960 S	2/2000	Sousamian	
D420,961 S	2/2000	Sousamian	
D421,585 S	3/2000	Sousamian	
D424,992 S	5/2000	Faurote	
D425,834 S	5/2000	Sousamian	
D427,119 S	6/2000	Sousamian	
D432,061 S	10/2000	Sousamian	
D445,383 S	7/2001	Price	
D447,100 S	* 8/2001	An	D12/163
D455,683 S	4/2002	Leazenby	
D456,322 S	* 4/2002	Horowitz	D12/163
D456,752 S	5/2002	Leazenby	
D459,279 S	6/2002	Leazenby	

\* cited by examiner

Primary Examiner—Melody N. Brown  
(74) Attorney, Agent, or Firm—Luce, Forward, Hamilton & Scripps LLP

(57) CLAIM

The ornamental design for a pattern for a vehicle grille, as shown and described.

DESCRIPTION

FIG. 1 is a broken detail illustrating a pattern for a vehicle grille embodying my new design, with broken lines indicating an indeterminate length and width of the grille, and forming no part of the claimed design;

FIG. 2 is a broken detail illustrating a portion of a pattern for a vehicle grille embodying my new design, with broken lines indicating an indeterminate length and width of the grille, and forming no part of the claimed design;

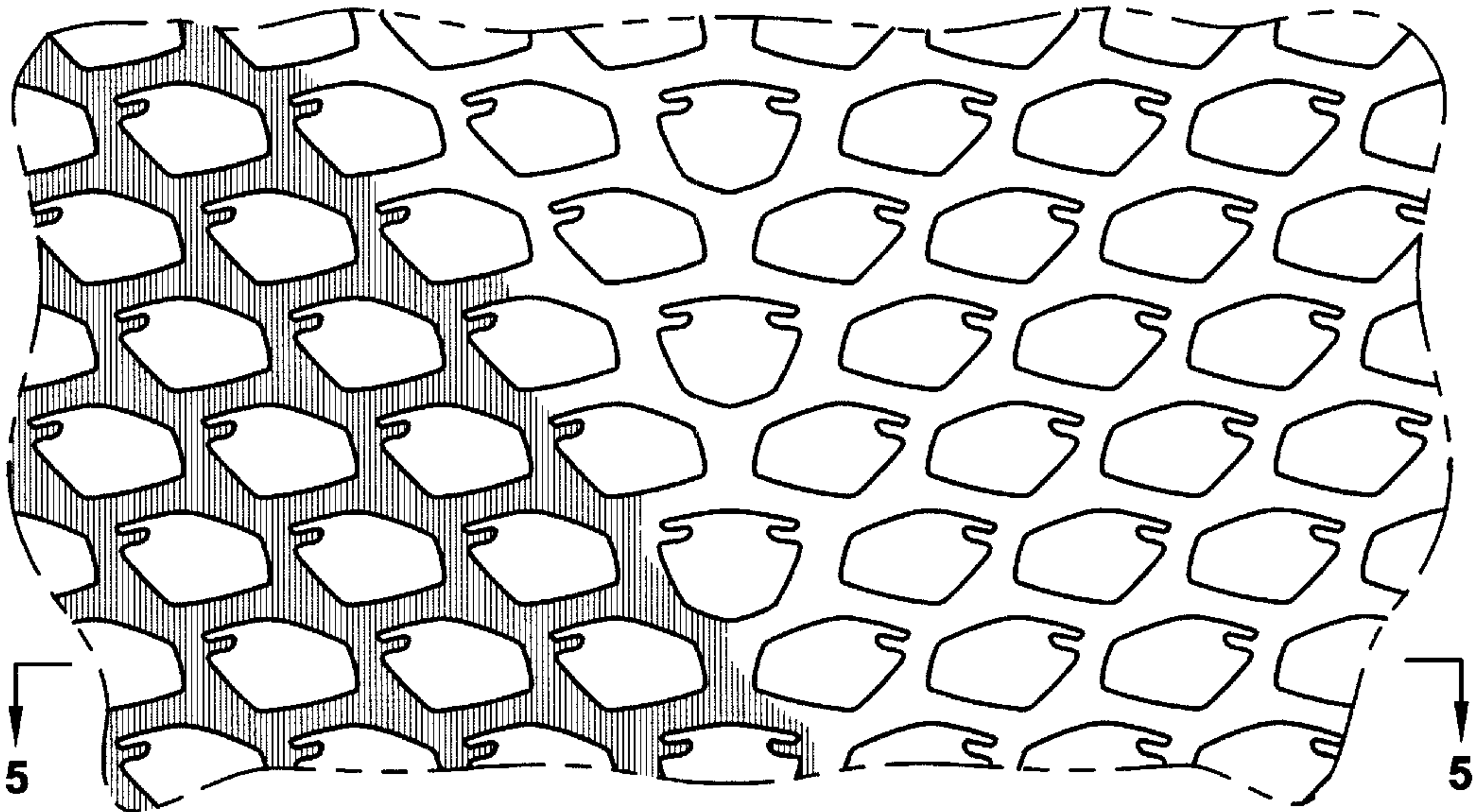
FIG. 3 is a broken detail illustrating a portion of a pattern for a vehicle grille embodying my new design, with broken lines indicating an indeterminate length and width of the grille, and forming no part of the claimed design;

FIG. 4 is a broken detail illustrating a pattern for a vehicle grille embodying my new design, with broken lines indicating an indeterminate length and width of the grille, and forming no part of the claimed design; and,

FIG. 5 is a sectional view of FIG. 1, shown only to illustrate the shape of the grille, although the shape of the grille does not form any part of the claimed design.

The left and right elevational views are omitted as they do not show the claimed design of a pattern for a vehicle grille. The broken line disclosure, as well as the shading, is for illustrative purposes only and forms no part of the claimed design.

1 Claim, 2 Drawing Sheets



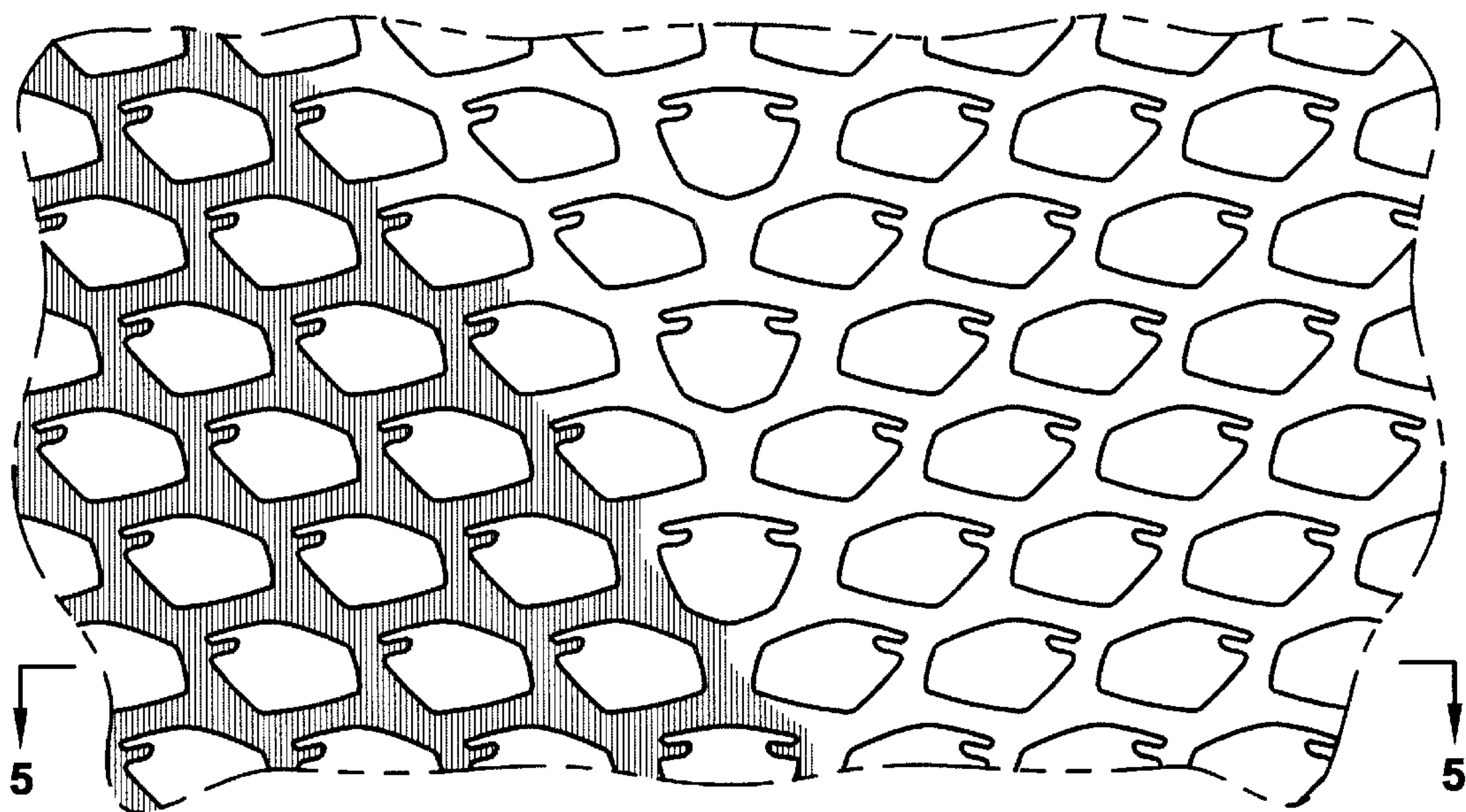


Fig. 1

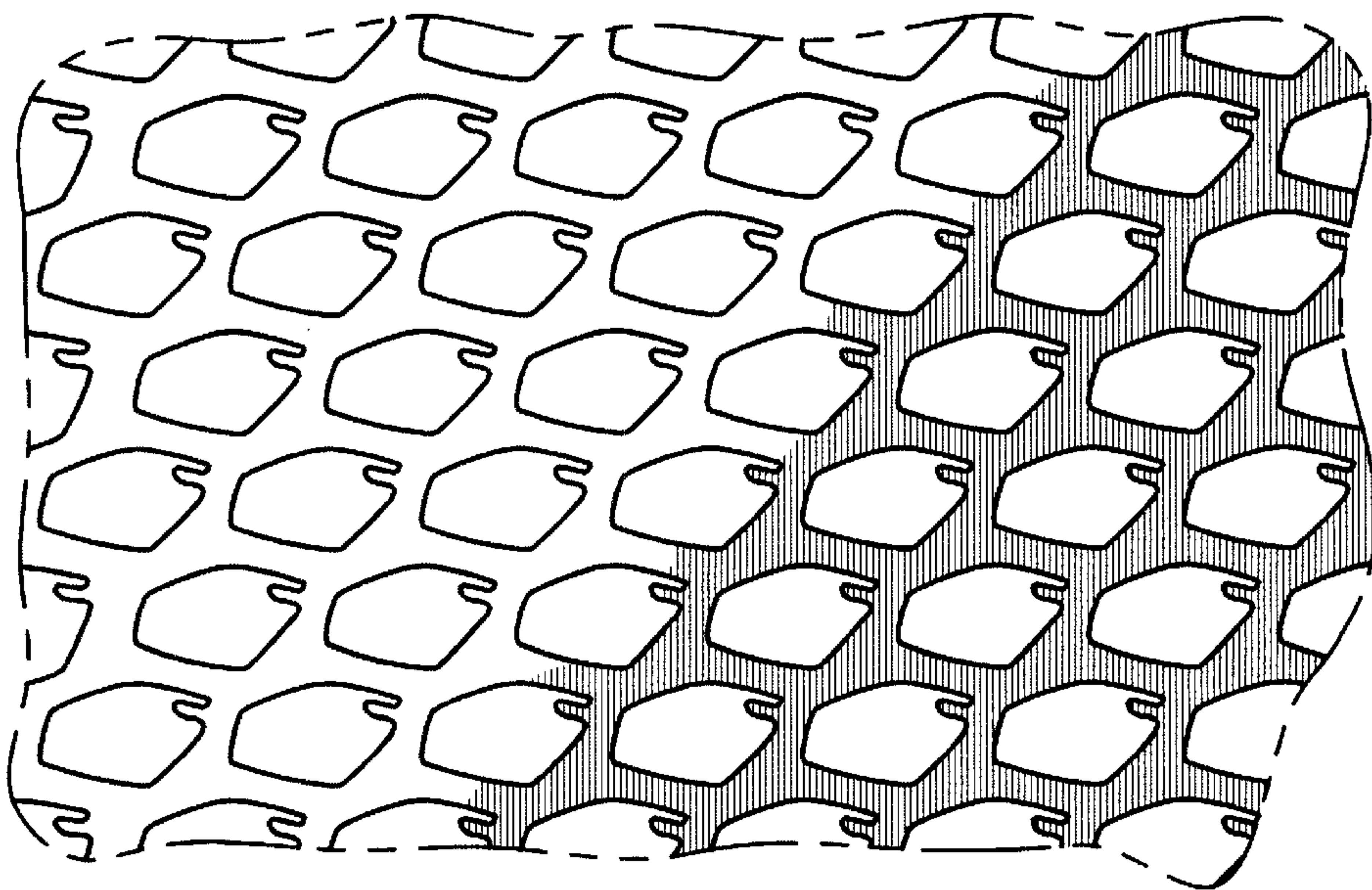


Fig. 2



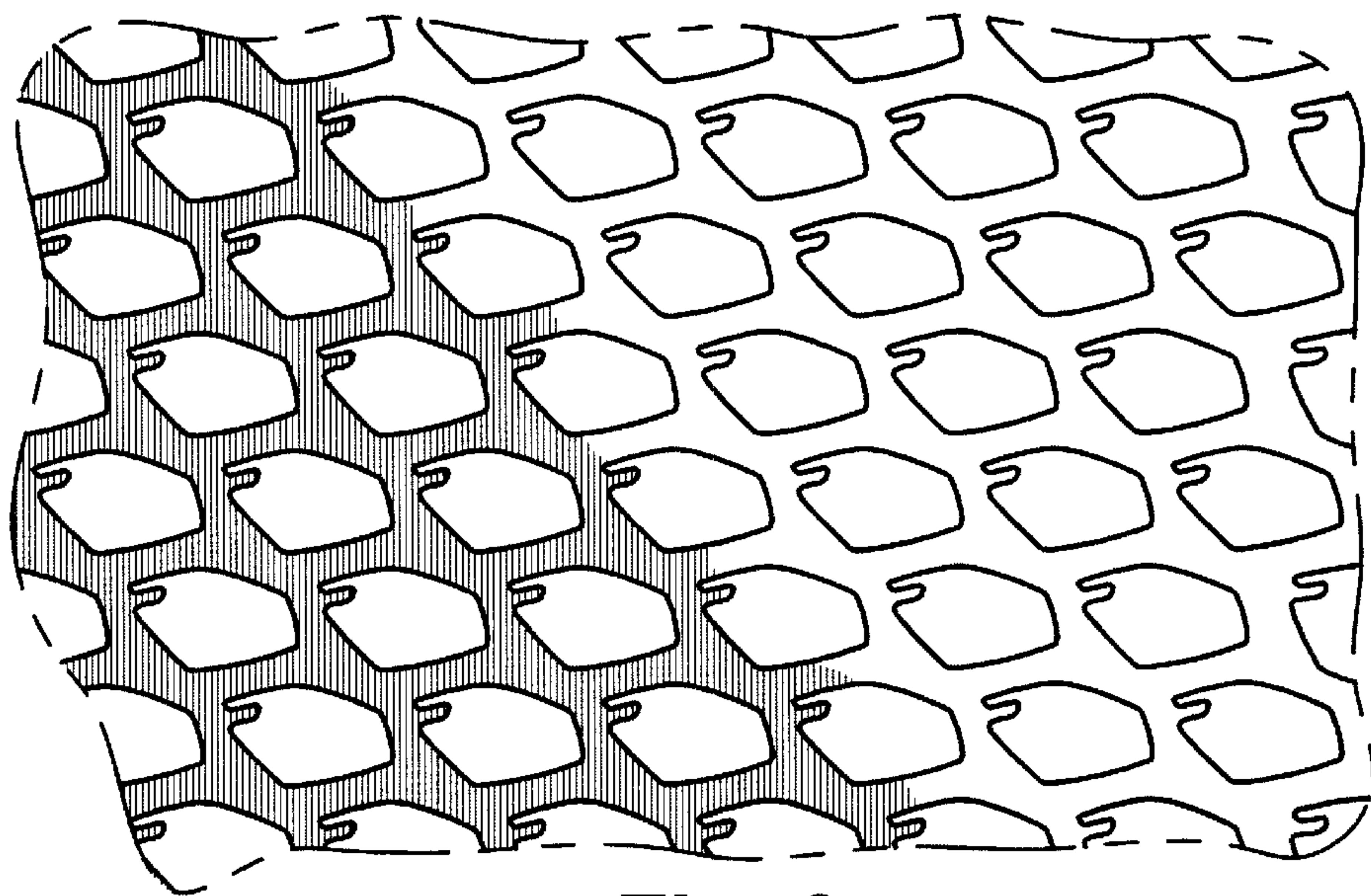


Fig. 3




Fig. 4



Fig. 5