



US00D476602S

(12) **United States Design Patent**
Yanada et al.

(10) **Patent No.:** **US D476,602 S**

(45) **Date of Patent:** **** Jul. 1, 2003**

(54) **AUTOMOBILE**

(75) Inventors: **Masahiro Yanada**, Aichi-ken (JP);
Shunsuke Tanaka, Aichi-ken (JP);
Terumi Ukai, Aichi-ken (JP); **Kengo**
Matsumoto, Aichi-ken (JP); **Masayuki**
Yamada, Aichi-ken (JP); **Hiroshi**
Igarashi, Aichi-ken (JP); **Kazumi**
Kitazumi, Aichi-ken (JP)

(73) Assignee: **Toyota Jidosha Kabushiki Kaisha (JP)**

(**) Term: **14 Years**

(21) Appl. No.: **29/168,604**

(22) Filed: **Oct. 4, 2002**

(51) **LOC (7) Cl.** **12-08**

(52) **U.S. Cl.** **D12/92**

(58) **Field of Search** D12/90-92, 86;
296/185

(56) **References Cited**

U.S. PATENT DOCUMENTS

D407,350 S * 3/1999 Crain D12/92
D421,934 S * 3/2000 Hunter et al. D12/92

D458,874 S * 6/2002 Sakae et al. D12/92
D459,682 S * 7/2002 Suzuki et al. D12/92
D459,683 S * 7/2002 Sakae et al. D12/92

OTHER PUBLICATIONS

2001 Toyota MARK II, Brochure of MARK II, Aug. 2001.

* cited by examiner

Primary Examiner—Melody N. Brown

(74) *Attorney, Agent, or Firm*—SAIDMAN DesignLaw
Group

(57) **CLAIM**

The ornamental design for an automobile, as shown and
described.

DESCRIPTION

FIG. 1 is a front and side perspective view of an automobile
showing our new design;
FIG. 2 is a rear and side perspective view thereof;
FIG. 3 is a front view thereof;
FIG. 4 is a rear view thereof;
FIG. 5 is a right side view thereof; the left side view being
a mirror image; and,
FIG. 6 is a top view thereof.

1 Claim, 2 Drawing Sheets





FIG. 1



FIG. 2



FIG. 3




FIG. 4

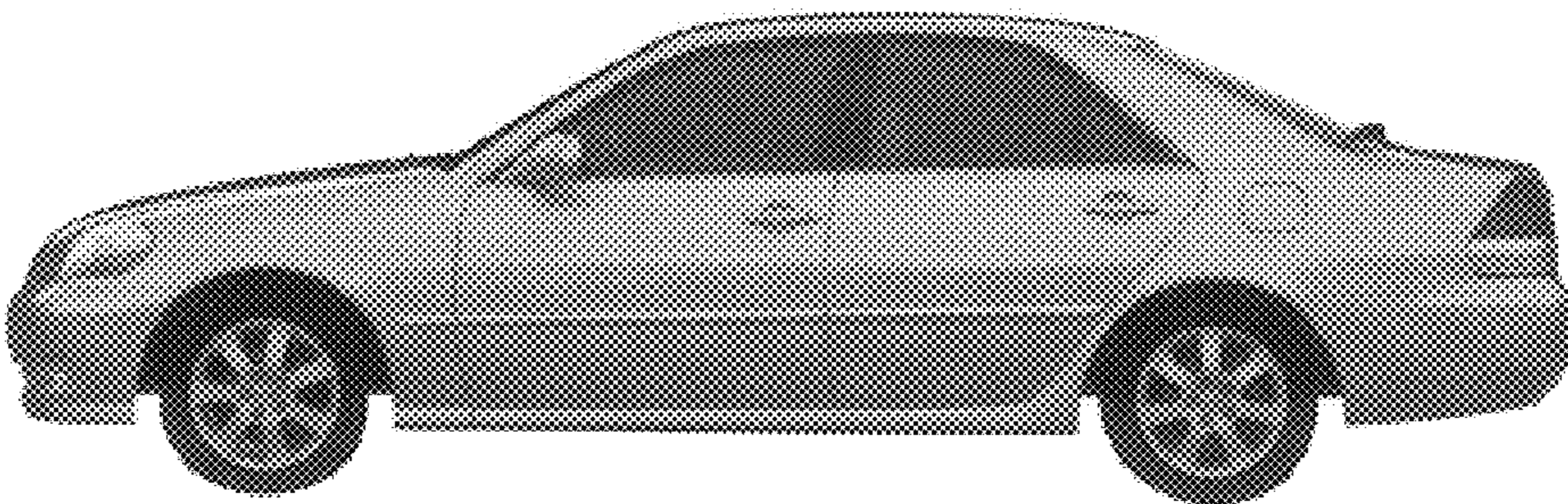


FIG. 5




FIG. 6