



US00D476597S

(12) **United States Design Patent**  
**West**

(10) **Patent No.:** **US D476,597 S**

(45) **Date of Patent:** **\*\* Jul. 1, 2003**

(54) **FLAG POLE**

(76) **Inventor:** **Stephen W. West**, 137 Clair, Mt. Clemens, MI (US) 48043

(\*\*) **Term:** **14 Years**

(21) **Appl. No.:** **29/167,076**

(22) **Filed:** **Sep. 9, 2002**

(51) **LOC (7) Cl.** ..... **11-05**

(52) **U.S. Cl.** ..... **D11/181**

(58) **Field of Search** ..... D11/166, 181,  
D11/182, 183; 116/173, 174, 175, 28 R;  
D8/376, 1; 248/511, 512, 513, 514, 539,  
541, 507, 508; 428/12

(56) **References Cited**

**U.S. PATENT DOCUMENTS**

849,054 A	*	4/1907	Coventry et al.	.....	248/511
D257,245 S	*	10/1980	Neal	.....	D11/181
D303,742 S	*	10/1989	Reid	.....	D8/376
5,495,821 A	*	3/1996	Brewer	.....	116/173
5,568,784 A	*	10/1996	Willis et al.	.....	116/173

5,671,814 A	*	9/1997	Smith	.....	173/90
5,884,578 A	*	3/1999	Thostrup et al.	.....	116/173
5,904,116 A	*	5/1999	Wyner et al.	.....	116/173

\* cited by examiner

*Primary Examiner*—Doris V. Coles

*Assistant Examiner*—Elizabeth Albert

(74) *Attorney, Agent, or Firm*—Lynn E. Cargill

(57) **CLAIM**

The ornamental design for a flag pole, as shown and described.

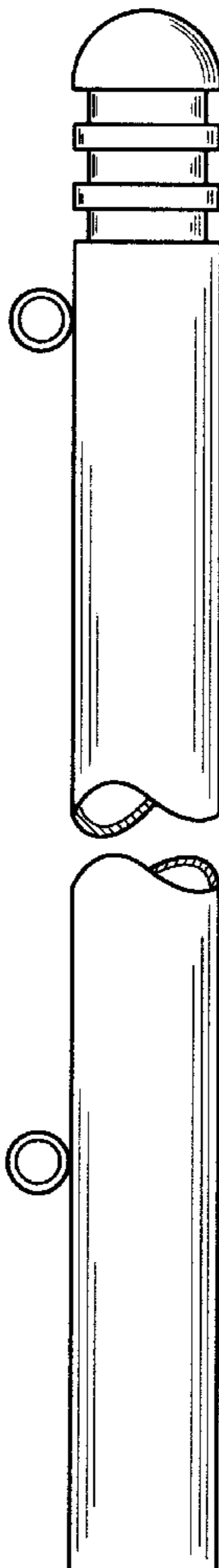
**DESCRIPTION**

FIG. 1 is a right side elevational view of the flag pole of the present invention with the pole broken away to indicate indeterminate length;

FIG. 2 is a front elevational view of the flag pole of FIG. 1; FIG. 3 is a left side elevational view of the flag pole of FIG. 1;

FIG. 4 is a top plan view of the flag pole of FIG. 1; and, FIG. 5 is a bottom plan view of the flag pole of FIG. 1.

**1 Claim, 1 Drawing Sheet**



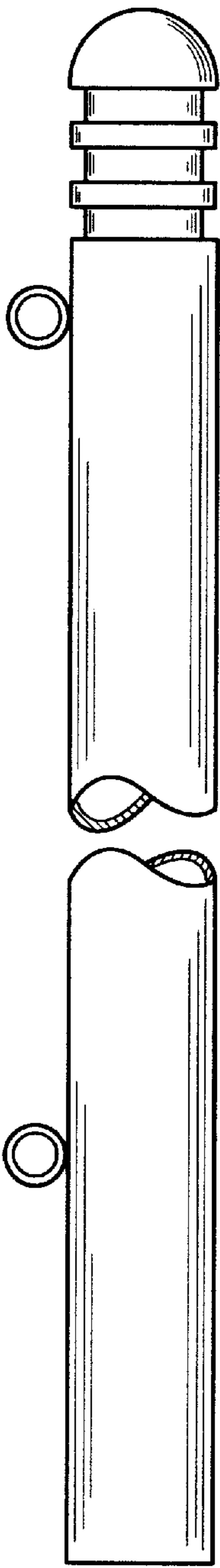


Fig. 1

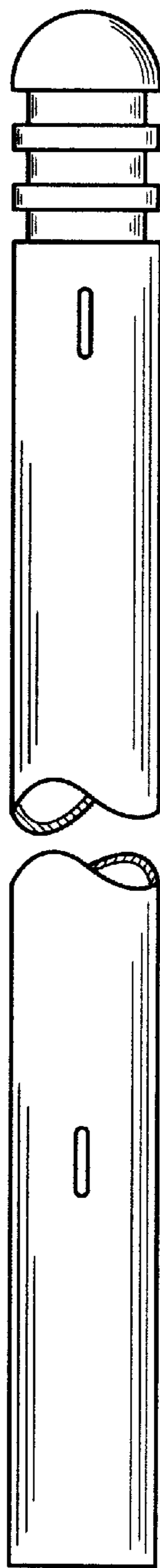


Fig. 2

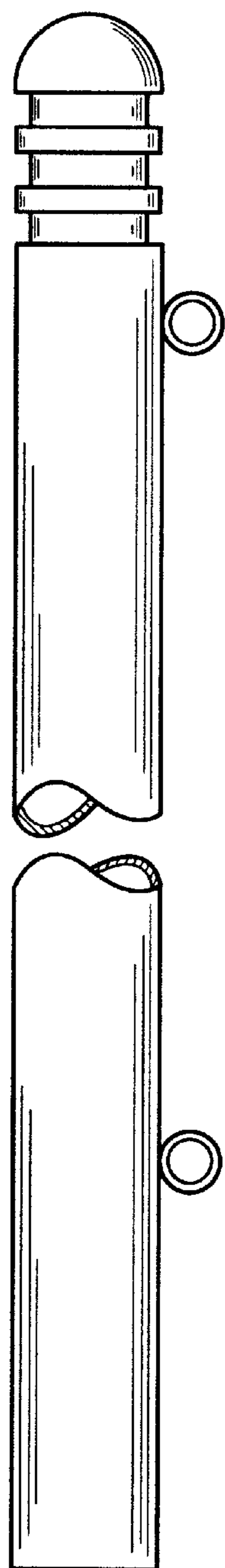


Fig. 3

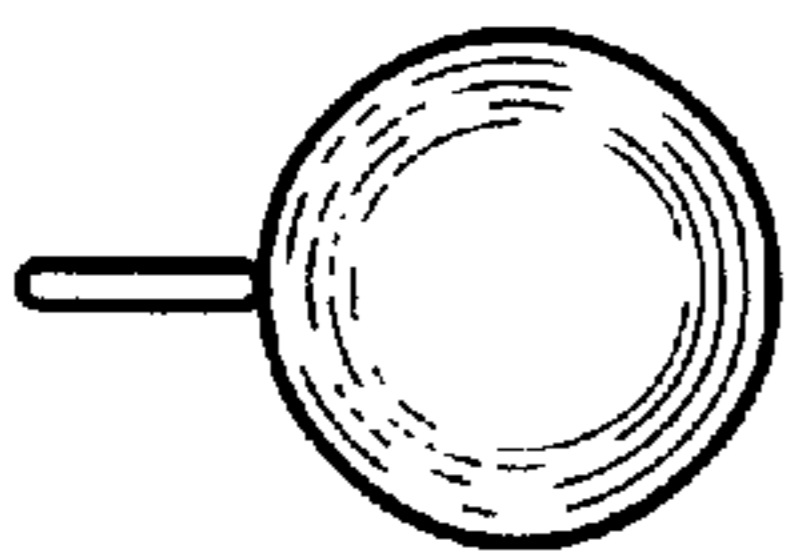


Fig. 4

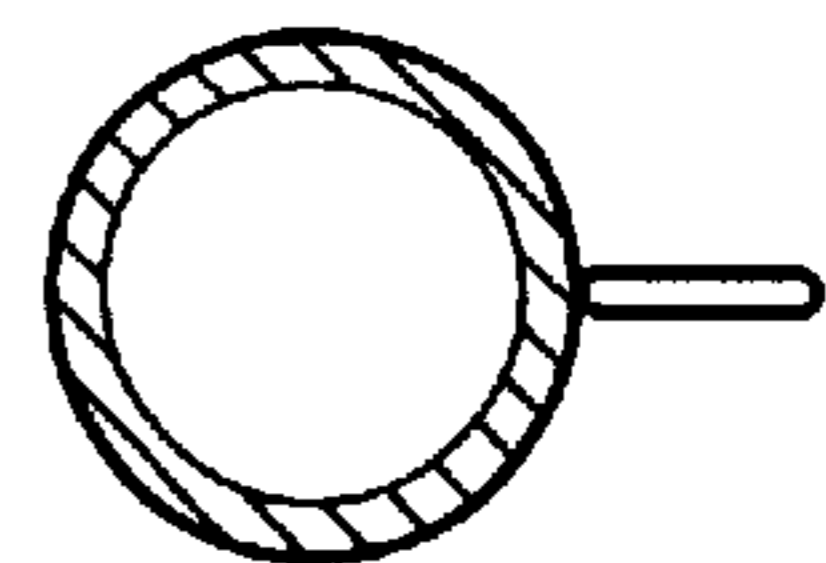


Fig. 5