



US00D476595S

(12) **United States Design Patent**  
**Del Castillo**

(10) **Patent No.:** **US D476,595 S**

(45) **Date of Patent:** **\*\* Jul. 1, 2003**

(54) **DECORATIVE PLAQUE**

D369,573 S 5/1996 Sorce  
5,827,581 A 10/1998 Cobb et al.

(76) Inventor: **Lenore Del Castillo**, 4118 2nd St. SW.,  
Leigh Acres, FL (US) 33971

\* cited by examiner

(\*\*) Term: **14 Years**

*Primary Examiner*—Dominic Simone

(21) Appl. No.: **29/156,105**

(57) **CLAIM**

(22) Filed: **Feb. 22, 2002**

The ornamental design for a decorative plaque, as shown and described.

(51) **LOC (7) Cl.** ..... **11-02**

(52) **U.S. Cl.** ..... **D11/136**

(58) **Field of Search** ..... D11/131, 132-140,  
D11/184; 428/913.3

**DESCRIPTION**

FIG. 1 is a front elevational view of the decorative plaque of the present invention;  
FIG. 2 is a left side elevational view of the decorative plaque of FIG. 1;  
FIG. 3 is a right side elevational view of the decorative plaque of FIG. 1;  
FIG. 4 is a rear elevational view of the decorative plaque of FIG. 1;  
FIG. 5 is a top plan view of the decorative plaque of FIG. 1; and,  
FIG. 6 is a bottom plan view of the decorative plaque of FIG. 1.

(56) **References Cited**

**U.S. PATENT DOCUMENTS**

D52,797 S	12/1918	Jaegers	
D135,209 S	* 3/1943	Slirlin	D11/135
3,879,874 A	4/1975	Broussard	
D246,841 S	1/1978	Campbell	
D267,556 S	* 1/1983	Allgood	D11/133
D271,576 S	* 11/1983	Sun	D11/135
4,691,460 A	9/1987	Kohl	
D368,653 S	* 4/1996	Lyons	D11/132

**1 Claim, 2 Drawing Sheets**




FIG.3

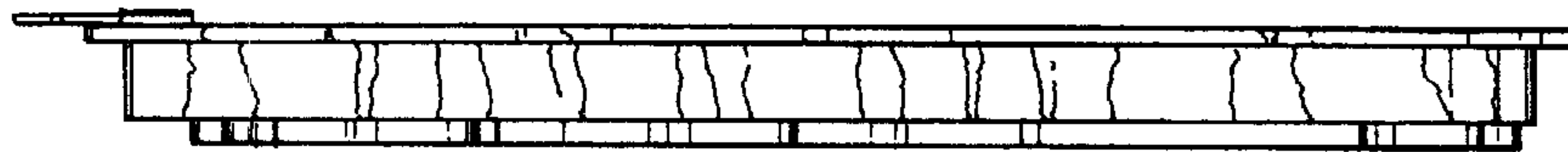


FIG.1

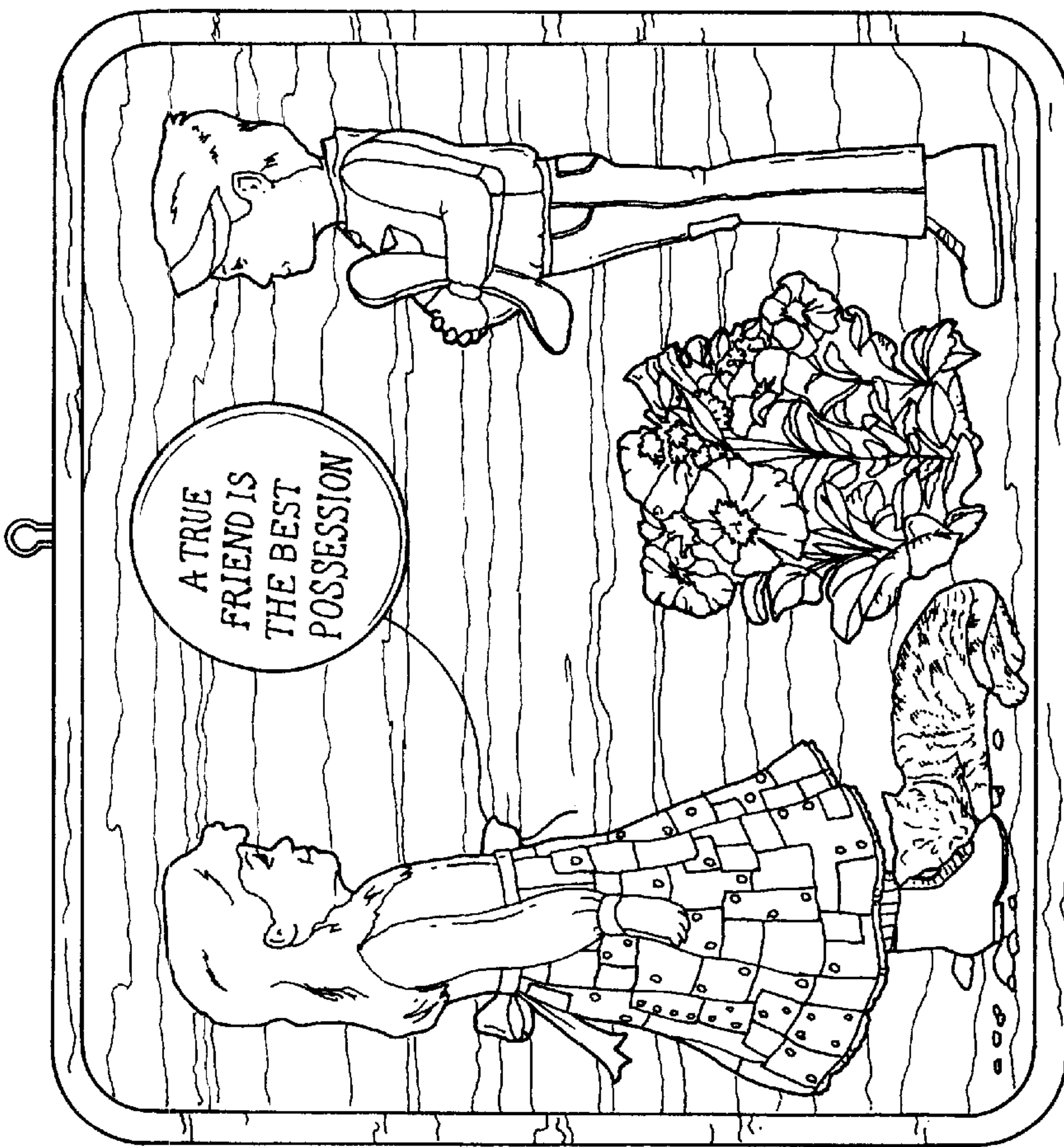


FIG.2

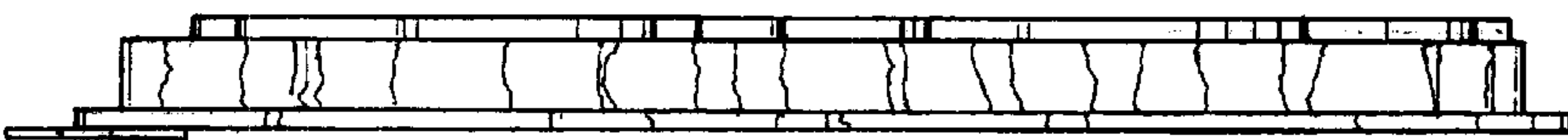


FIG. 5

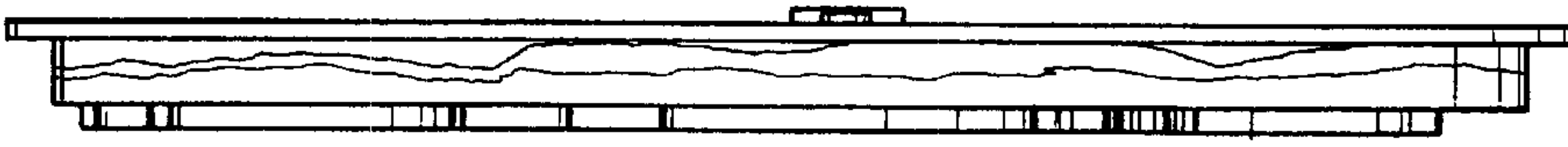


FIG. 4

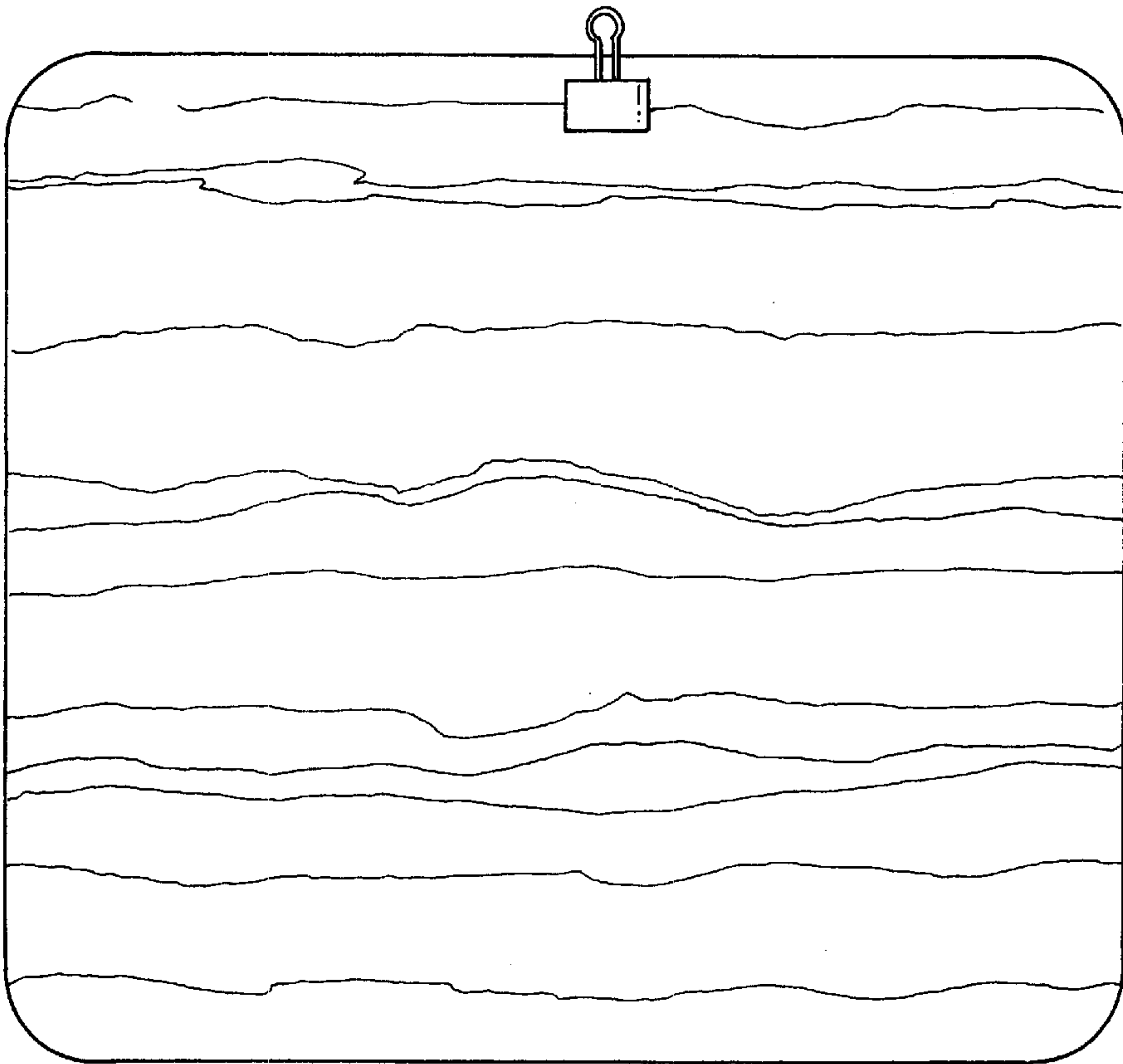


FIG. 6

