



US00D476582S

(12) **United States Design Patent**
Sugiura

(10) **Patent No.:** **US D476,582 S**

(45) **Date of Patent:** **** Jul. 1, 2003**

(54) **WRIST WATCH**

(75) **Inventor:** **Satoshi Sugiura, Nerima-ku (JP)**

(73) **Assignees:** **Citizen Tokei Kabushiki Kaisha;**
Citizen Watch Co., Ltd., Tokyo (JP)

(**) **Term:** **14 Years**

(21) **Appl. No.:** **29/158,152**

(22) **Filed:** **Apr. 1, 2002**

(51) **LOC (7) Cl. 10-02**

(52) **U.S. Cl. D10/32**

(58) **Field of Search** D10/1-40, 122-132;
368/276-277, 281-282, 285; D11/3-25;
63/1.1, 3, 5, 11; 224/164, 168, 178

(56) **References Cited**

U.S. PATENT DOCUMENTS

D139,829 S	*	12/1944	Plosky	D10/30
D338,174 S	*	8/1993	Cowan	D11/19
5,363,351 A	*	11/1994	Carney	368/282
D361,725 S	*	8/1995	Scheufele	D10/32
D370,420 S	*	6/1996	Rousseau	D10/32
D404,319 S	*	1/1999	Deleskiewicz	D10/32
D440,887 S		4/2001	Tripet		

FOREIGN PATENT DOCUMENTS

XH DM/049 969 1/1999

OTHER PUBLICATIONS

Swiss Watch & Jewelry Journal—Feb. 1989—p. 319—watches.*

Swiss Watch & Jewelry Journal—Feb. 1988—p. 311—watch at right.*

Vogue—Oct. 1996—p. 86—watch at top-left.*

European Jeweler—Oct. 1988—p. 48—Rect. watch at top-right.*

* cited by examiner

Primary Examiner—Nelson C. Holtje

(74) *Attorney, Agent, or Firm*—Banner & Witcoff, Ltd.

(57) **CLAIM**

The ornamental design for a wrist watch, as shown and described.

DESCRIPTION

FIG. 1 is a perspective view of a wrist watch showing my new design,

FIG. 2 is a front elevational view thereof,

FIG. 3 is a rear elevational view thereof,

FIG. 4 is a right side elevational view thereof,

FIG. 5 is a left side elevational view thereof,


FIG. 6 is a top plan thereof, and

FIG. 7 is a bottom plan view thereof.

FIG. 8 is an enlarged partial perspective view of right side of the watch case thereof; and,

FIG. 9 is an enlarged partial perspective view of left side of the watch case thereof.

1 Claim, 5 Drawing Sheets






FIG. 1




FIG. 2

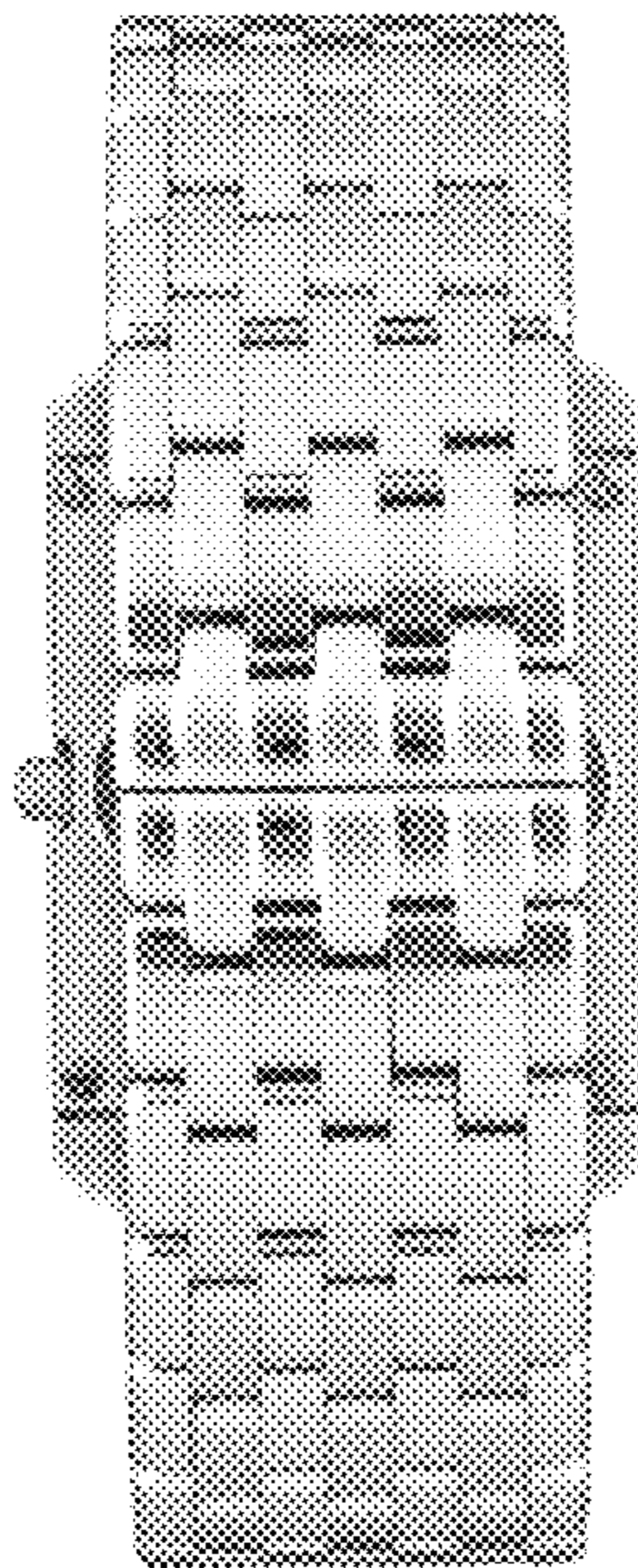


FIG. 3

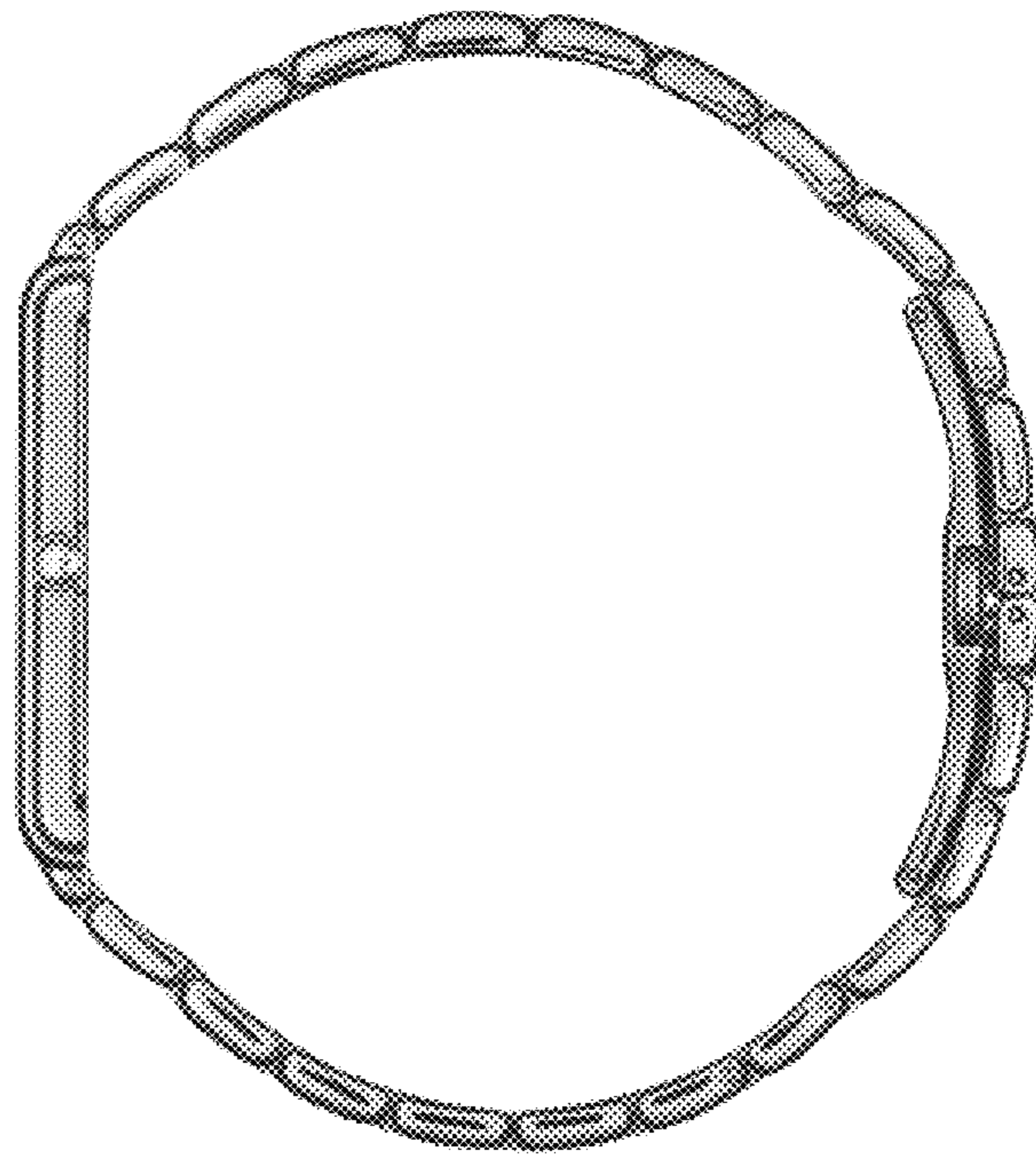


FIG. 4




FIG. 5




FIG. 6

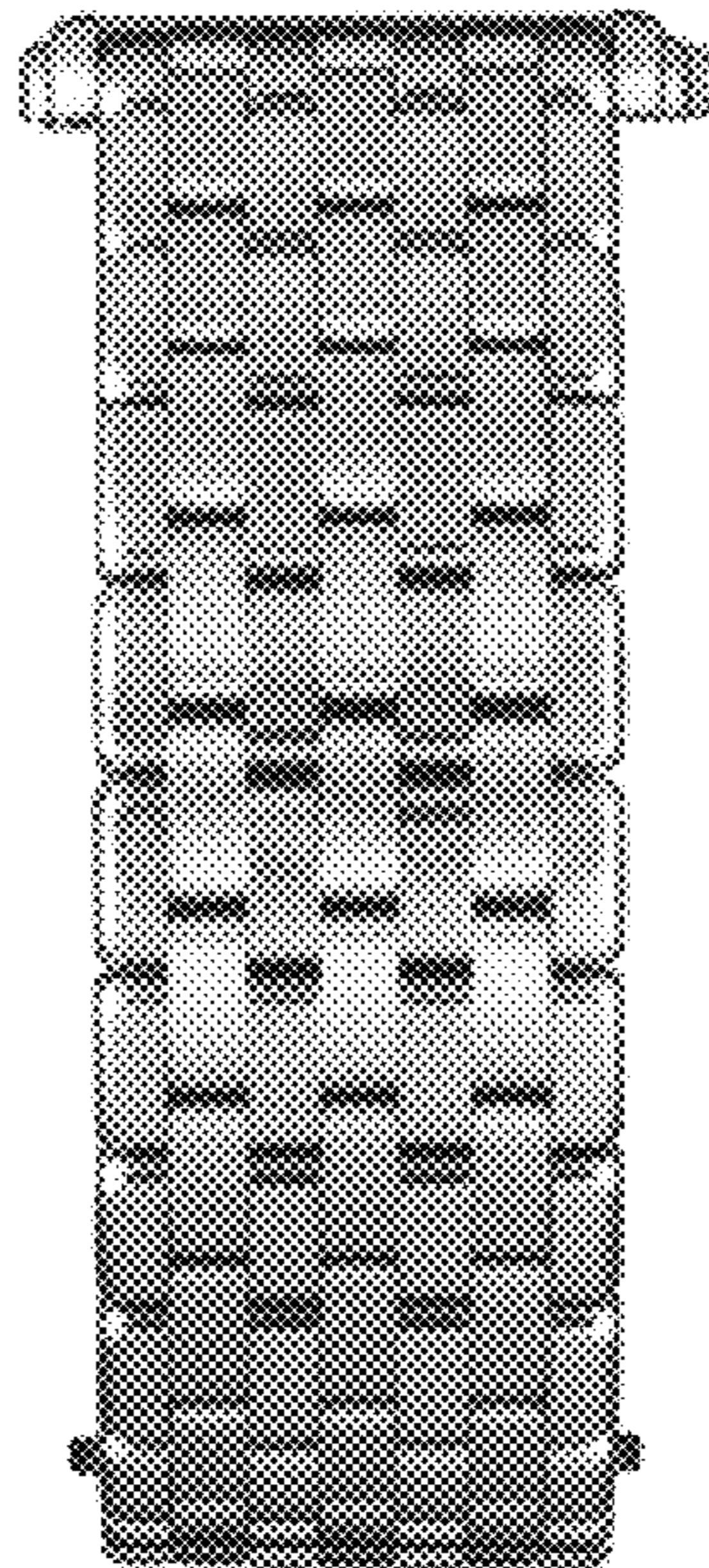


FIG. 7



FIG. 8



FIG. 9