



US00D476573S

(12) **United States Design Patent**
Diete

(10) **Patent No.:** **US D476,573 S**

(45) **Date of Patent:** **** Jul. 1, 2003**

(54) **PRODUCT DISPENSER**

(75) Inventor: **Willi Diete**, Cologne (DE)

(73) Assignee: **Henkel Kommanditgesellschaft auf Aktien**, Duesseldorf (DE)

(**) Term: **14 Years**

D431,322 S	*	9/2000	Lemoine	D28/73
D438,459 S		3/2001	Holthaus	D9/338
D438,790 S		3/2001	Holthaus	D9/338
D442,478 S		5/2001	Holthaus	D9/338
D447,953 S	*	9/2001	Brynstad et al.	D9/529
6,293,422 B1	*	9/2001	Jentzsch et al.	220/906 X
D450,593 S	*	11/2001	Jebb et al.	D9/529
D455,349 S	*	4/2002	Lloyd	D9/529

(21) Appl. No.: **29/133,529**

(22) Filed: **Dec. 1, 2000**

(30) **Foreign Application Priority Data**

Jun. 3, 2000 (DE) 4 00 05 243

(51) **LOC (7) Cl.** **09-01**

(52) **U.S. Cl.** **D9/529; D9/338; D9/552**

(58) **Field of Search** D9/503, 504, 520,
D9/529, 549, 551, 552, 554, 564, 565,
567, 575, 434, 449, 338, 516; 215/381-385,
396, 398, 6, 10; 206/37, 38, 235; 220/212,
252, 558, 810

(56) **References Cited**

U.S. PATENT DOCUMENTS

D181,918 S	*	1/1958	Arens	D9/538
D210,445 S	*	3/1968	Bourke	D9/539
D269,593 S	*	7/1983	Gruodis et al.	D9/502
D332,920 S	*	2/1993	Tiramani et al.	D9/552
D349,058 S	*	7/1994	Farce	D9/523
D382,803 S	*	8/1997	Gavin	D9/526
D398,530 S	*	9/1998	Gavin	D9/449
D407,316 S	*	3/1999	Zaksenberg	D9/523
D414,117 S	*	9/1999	Mikla	D9/542
D429,645 S	*	8/2000	Erkelbout et al.	D9/529
D430,034 S	*	8/2000	Kikuchi	D9/529

FOREIGN PATENT DOCUMENTS

DE	100 27 673	6/2001
WO	DM/051 044	5/2000

* cited by examiner

Primary Examiner—Ted Shooman

(74) *Attorney, Agent, or Firm*—Stephen D. Harper; Gregory M. Hill; Glenn E. J. Murphy

(57) **CLAIM**

The ornamental design for a product dispenser, as shown and described.

DESCRIPTION

FIG. 1 is a front elevational view of a product dispenser showing the upper dispenser portion and the lower dispenser portion having gripping nubs of my new design; FIG. 2 is a right side elevational view thereof; FIG. 3 is a left side elevational view thereof; FIG. 4 is a rear elevational view thereof; FIG. 5 is a top plan view thereof; and, FIG. 6 is a bottom plan view thereof.

The broken line showing of the remaining portion of the product dispenser in FIGS. 1-4 is for illustrative purposes only and forms no part of the claimed design.

1 Claim, 1 Drawing Sheet

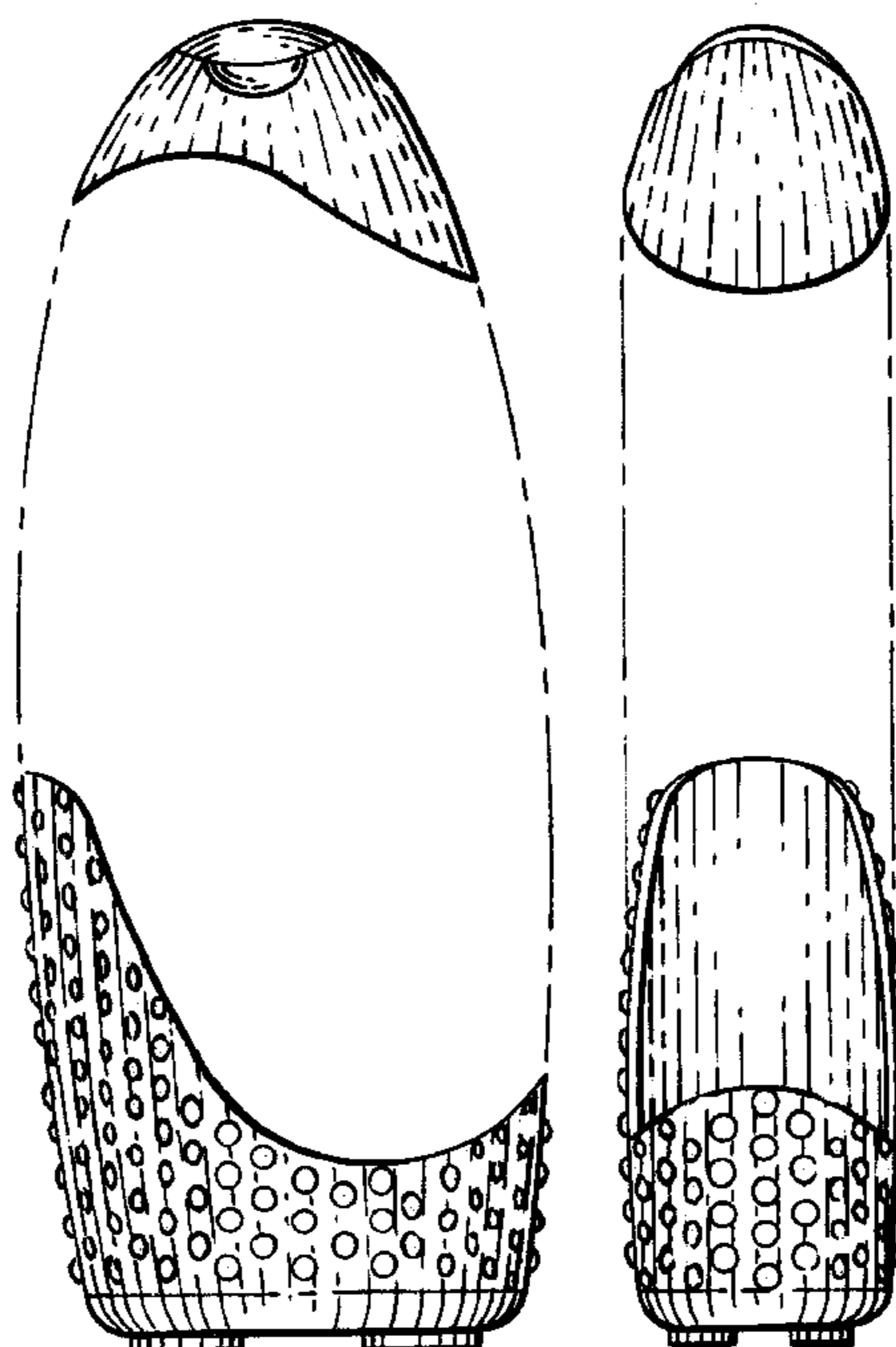


Fig. 5.

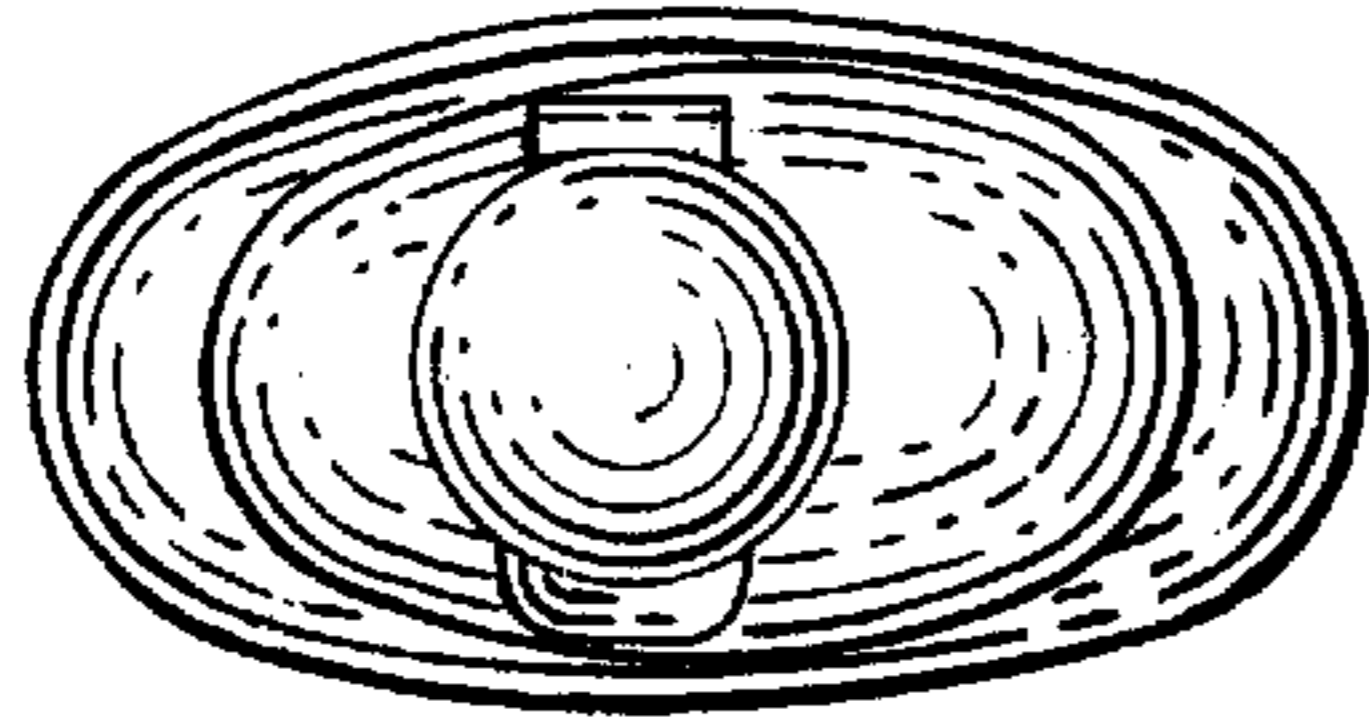


Fig. 3. *Fig. 1.* *Fig. 2.* *Fig. 4.*

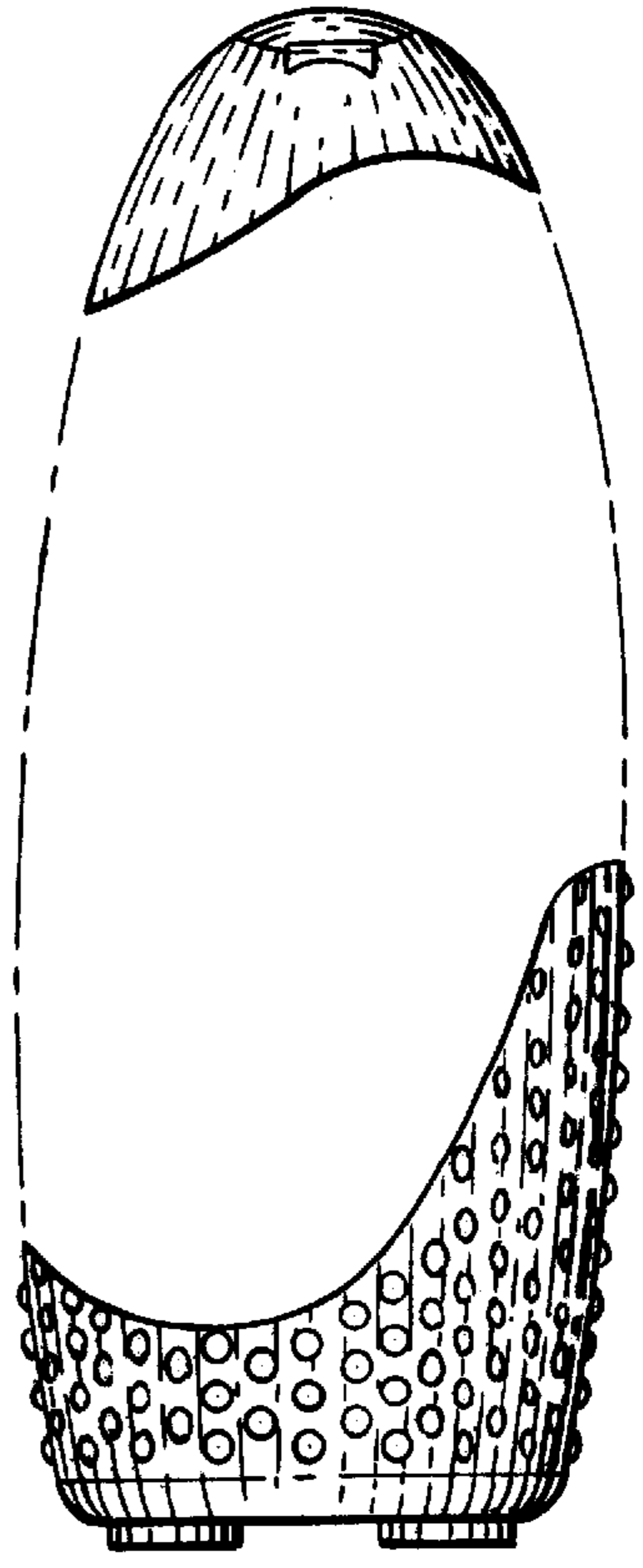
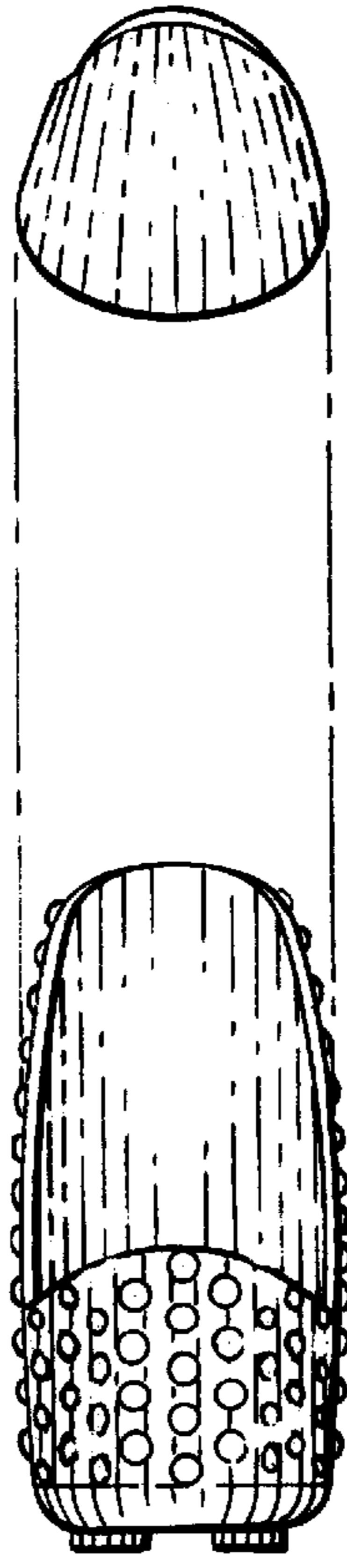
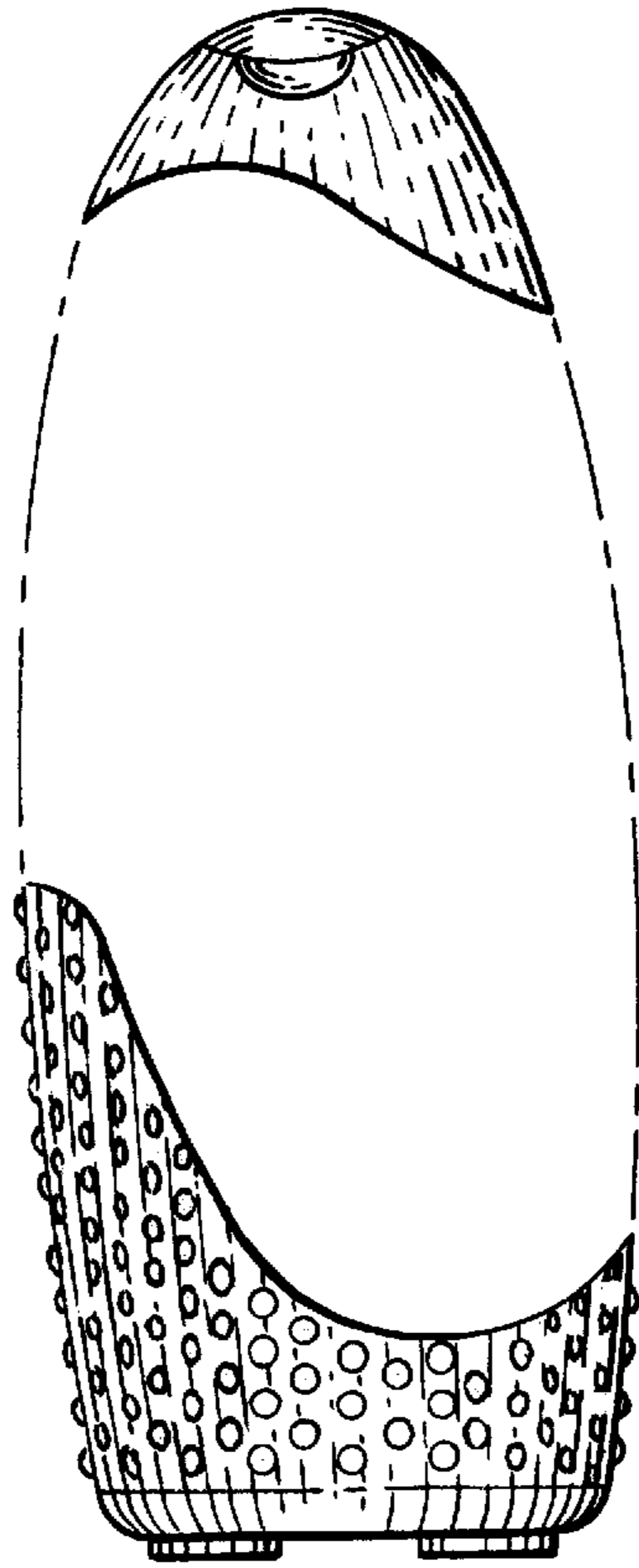
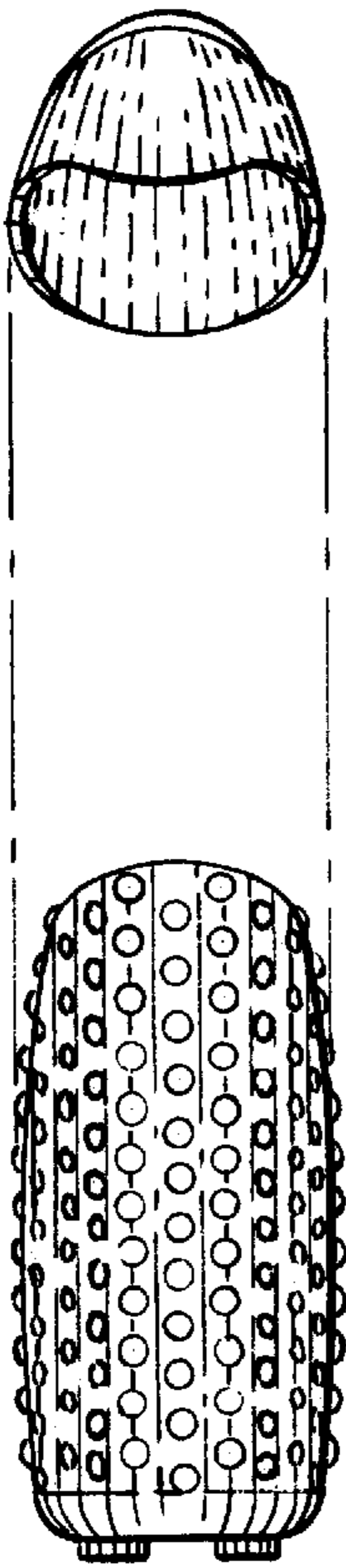


Fig. 6.

