



US00D476561S

(12) **United States Design Patent** (10) **Patent No.:** **US D476,561 S**
Flurer et al. (45) **Date of Patent:** **** Jul. 1, 2003**

(54) **CONTAINERS AND CAP**
 (75) Inventors: **Ursula A. Flurer**, New York, NY (US);
Laura Garza, Chicago, IL (US)

5,356,040 A * 10/1994 Reggiani 222/129
 D353,326 S * 12/1994 Abfier et al. D9/341
 D353,332 S * 12/1994 Behm et al. D9/529
 D447,693 S * 9/2001 Warner et al. D9/503

(73) Assignee: **Unilever Home & Personal Care, USA, division of Conopco, Inc.**, Chicago, IL (US)

OTHER PUBLICATIONS

U.S. patent application Ser. No. 29/152,143, Flurer et al., filed Dec. 17, 2001, for a Cap.

(**) Term: **14 Years**

* cited by examiner

(21) Appl. No.: **29/152,337**

Primary Examiner—Ted Shooman

(22) Filed: **Dec. 17, 2001**

Assistant Examiner—Daniel Bui

(51) **LOC (7) Cl.** **09-03**

(74) *Attorney, Agent, or Firm*—Milton L. Honig

(52) **U.S. Cl.** **D9/341**

(57) **CLAIM**

(58) **Field of Search** D9/341, 347, 516–517, D9/523–524, 527, 529–530, 537, 542, 549, 558, 414, 416, 420–421, 424, 430–431, 447, 499; 206/216–217, 427, 431, 477; 215/6, 381–385, 228, 396, 398, 400; 220/4.01, 4.05–4.07, 4.09, 4.11, 4.21, 4.24, 4.27, 23.2, 23.4, 200, 202, 212, 252, 260, 500, 503, 560.03, 810

The ornamental design for containers and cap, as shown and described.

DESCRIPTION

(56) **References Cited**

U.S. PATENT DOCUMENTS

3,347,420 A * 10/1967 Donoghue 222/129
 D323,108 S * 1/1992 Green D9/341
 D342,022 S * 12/1993 Pritchard D9/341

FIG. 1 is a perspective view of the containers and cap of my new design as seen from the top, front and right sides; FIG. 2 is a top plan view thereof; FIG. 3 is a front elevational view thereof; FIG. 4 is a right side elevational view thereof, the left side elevation being a mirror image; FIG. 5 is a rear elevational view thereof; FIG. 6 is a bottom plan view thereof; and, FIG. 7 is a perspective view similar to FIG. 1, wherein the front flap of the cap is in the open position.

1 Claim, 7 Drawing Sheets




FIG. 1




FIG. 2

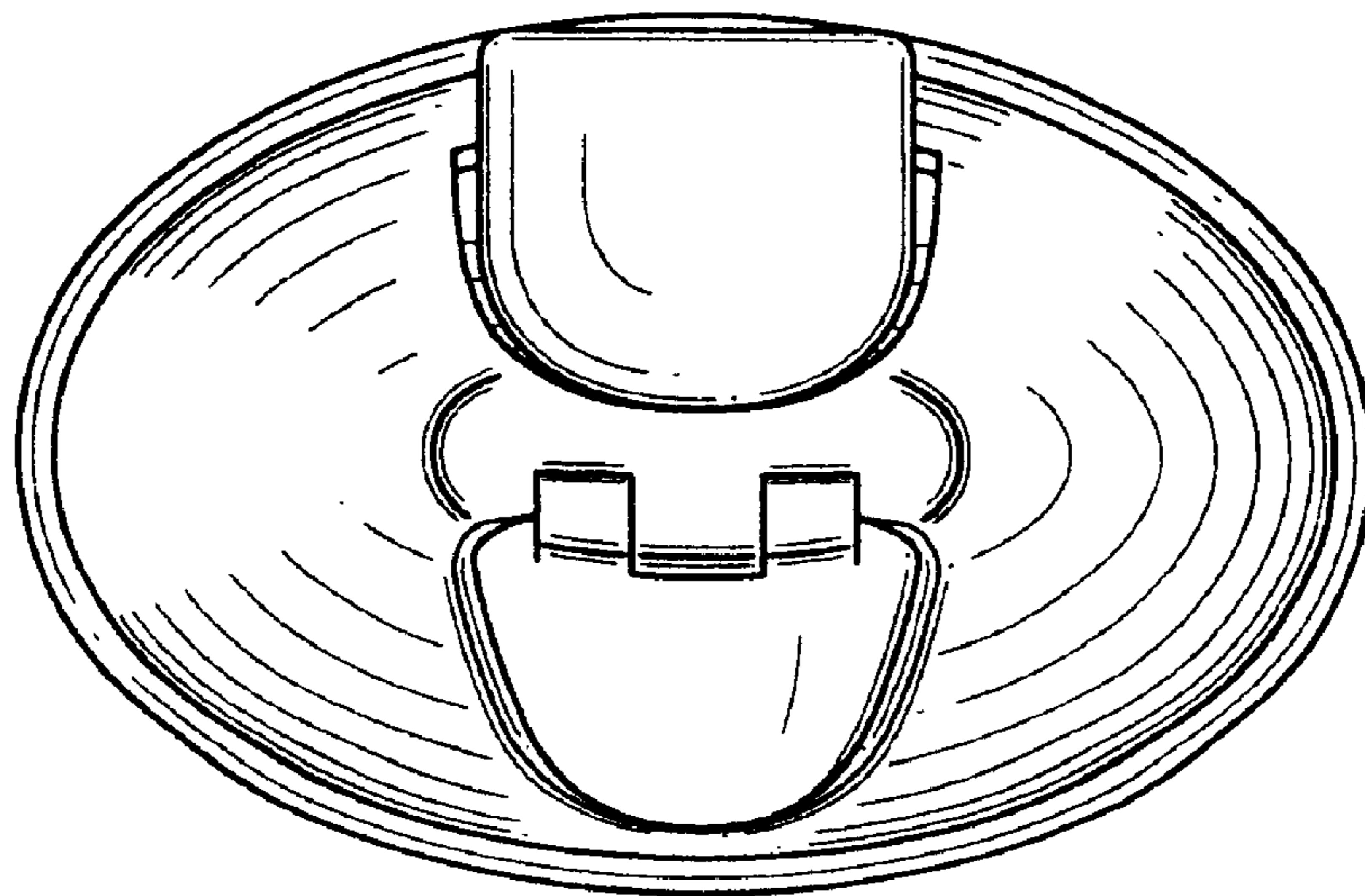


FIG. 3

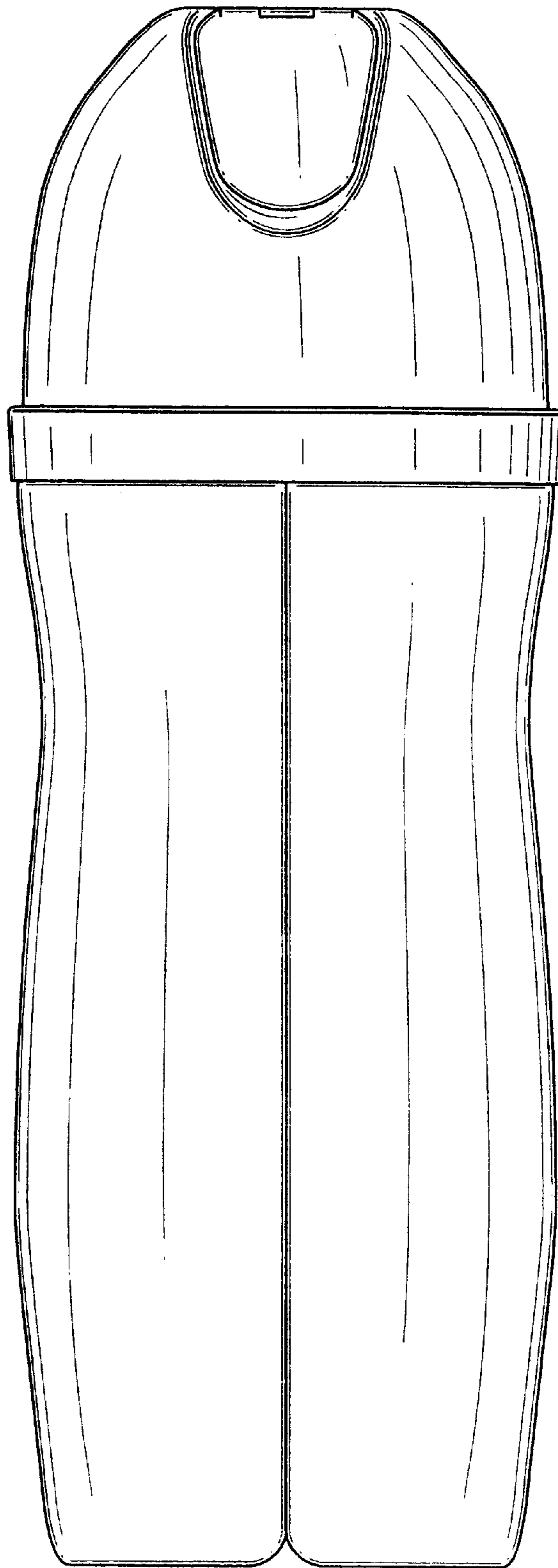


FIG. 4

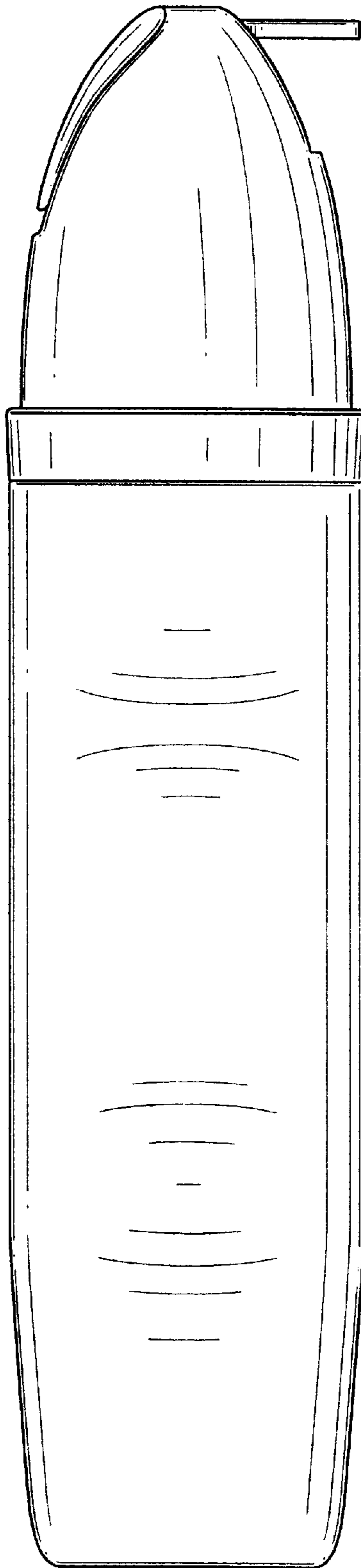


FIG. 5

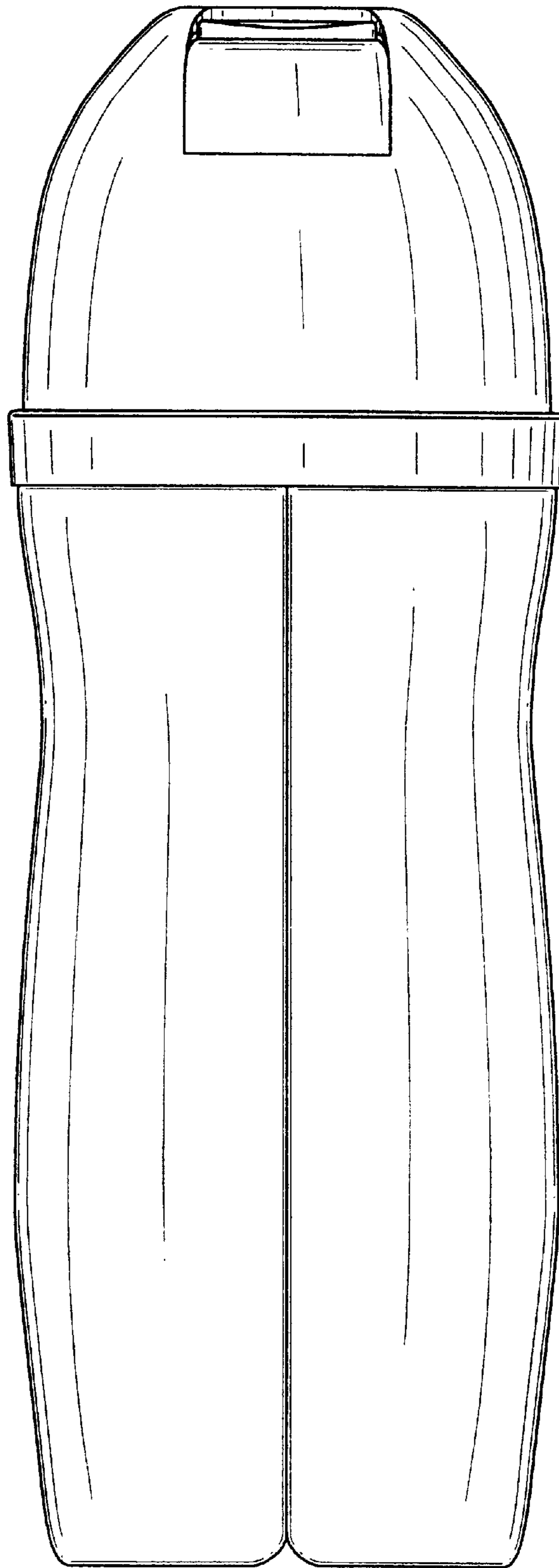


FIG. 6

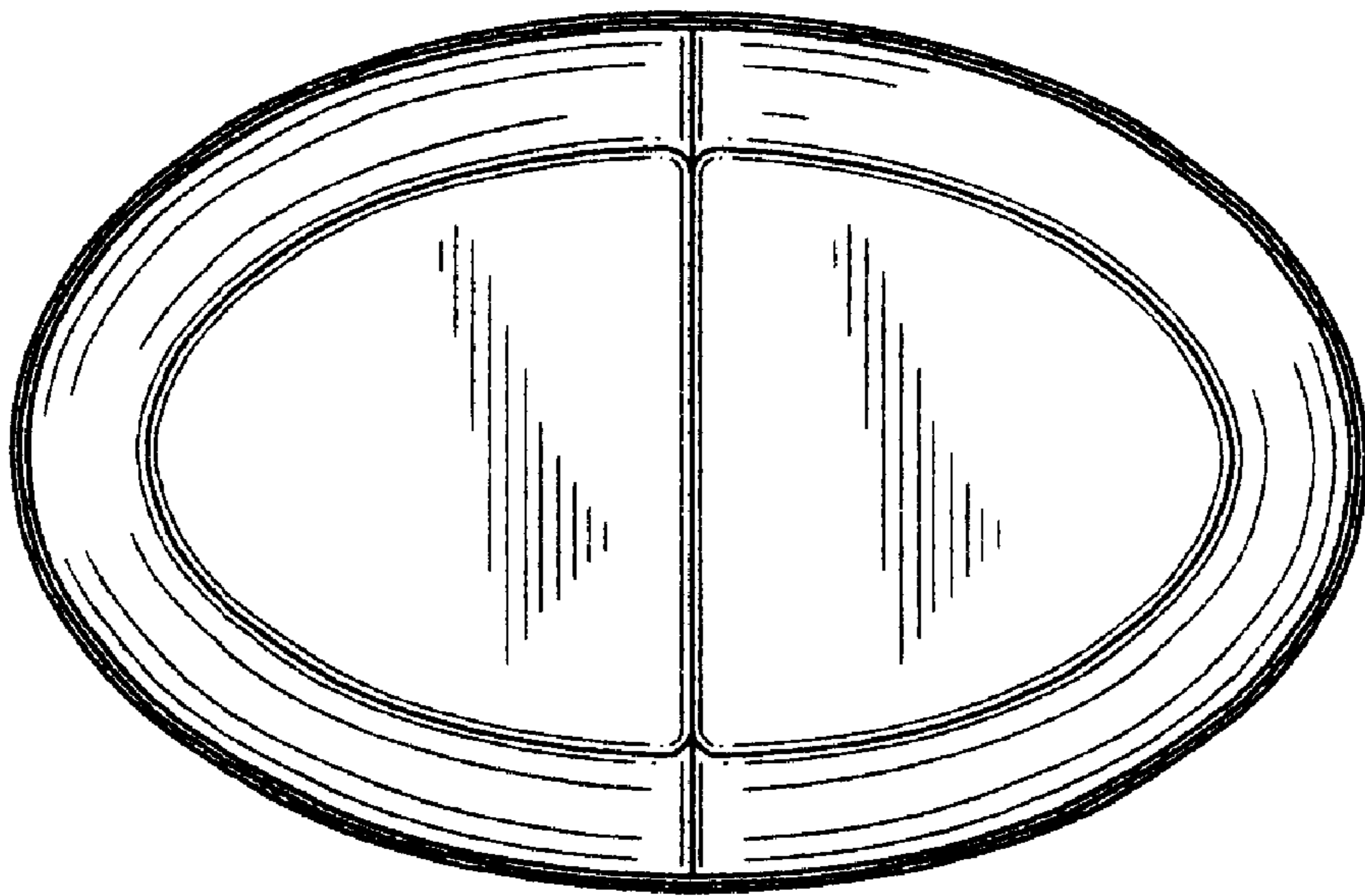


FIG. 7

