



US00D476542S

(12) **United States Design Patent**
Chunn et al.

(10) **Patent No.:** **US D476,542 S**
(45) **Date of Patent:** **** Jul. 1, 2003**

(54) **PIVOT DRIVER**

(75) Inventors: **Daniel Alex Chunn**, Hong Kong (CN);
Benson Chun Kit Cheung, Hong Kong (CN)

(73) Assignee: **One World Technologies Limited**,
Hamilton (BM)

(**) Term: **14 Years**

(21) Appl. No.: **29/151,521**

(22) Filed: **Dec. 5, 2001**

(51) **LOC (7) Cl.** **08-04**

(52) **U.S. Cl.** **D8/61; D8/68**

(58) **Field of Search** D8/25, 30, 61,
D8/62, 82, DIG. 7, 68; 81/54, 57.11, 57.12,
57.13, 57.14, 57.29, 57.31, 57.39, 57.42,
63.1, 177.1, 177.4, 429, 469, 474; 173/169,
170, 182, 216, 217; 310/47, 50; 362/116,
120

(56) **References Cited**

U.S. PATENT DOCUMENTS

4,522,270 A * 6/1985 Kishi 81/177.1
D305,093 S * 12/1989 Hoshino et al. D8/61
4,912,349 A * 3/1990 Chang 310/50
4,928,560 A * 5/1990 Bang 81/463

D308,622 S * 6/1990 Fushiya et al. D8/30
6,102,134 A * 8/2000 Alsrue 310/50
D443,491 S * 6/2001 Robson D8/61
6,364,033 B1 * 4/2002 Hung et al. 310/50

* cited by examiner

Primary Examiner—Doris V. Coles

Assistant Examiner—Elizabeth A. Albert

(74) *Attorney, Agent, or Firm*—Andrew Y. Pang; Nexsen
Pruet Jacobs & Pollard, LLC

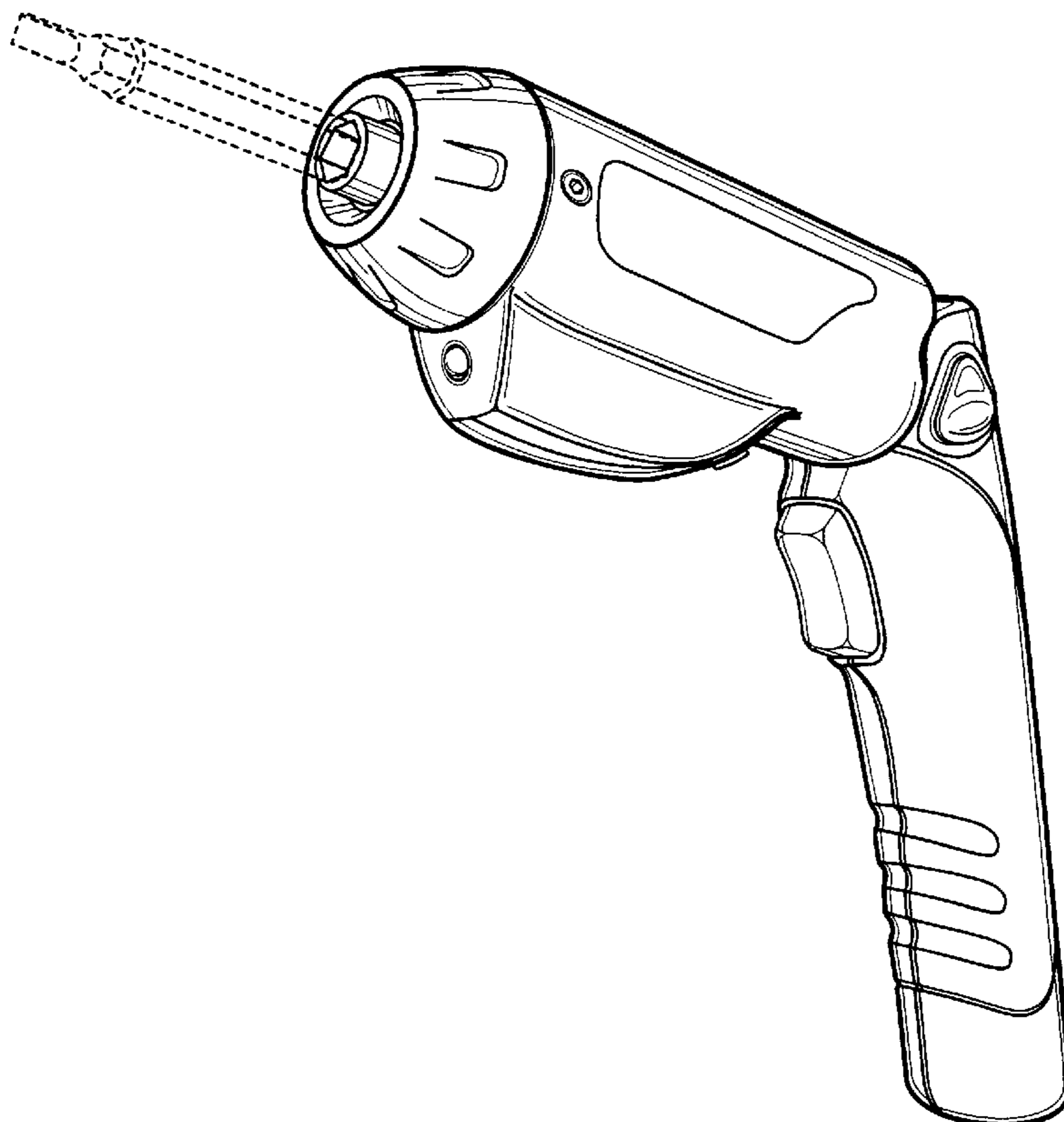
(57) **CLAIM**

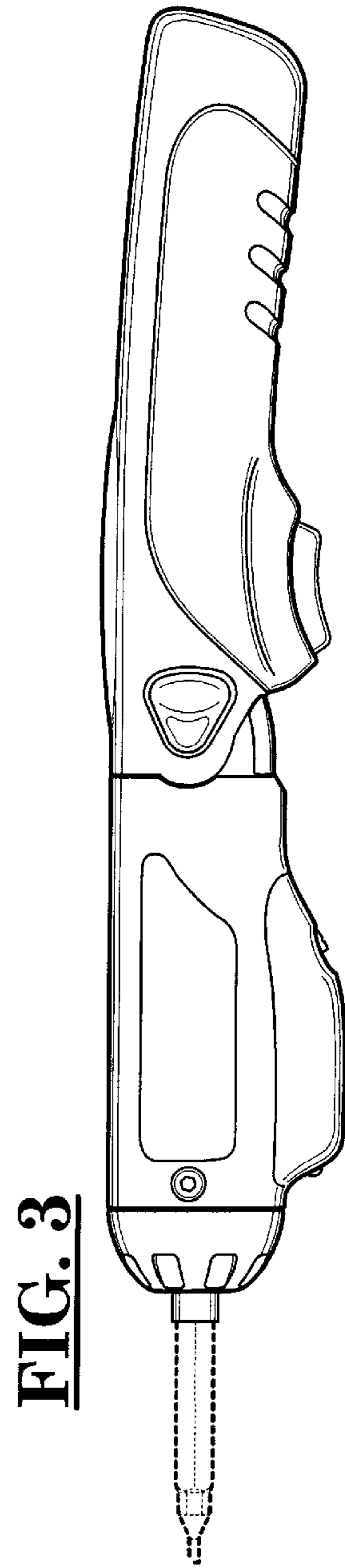
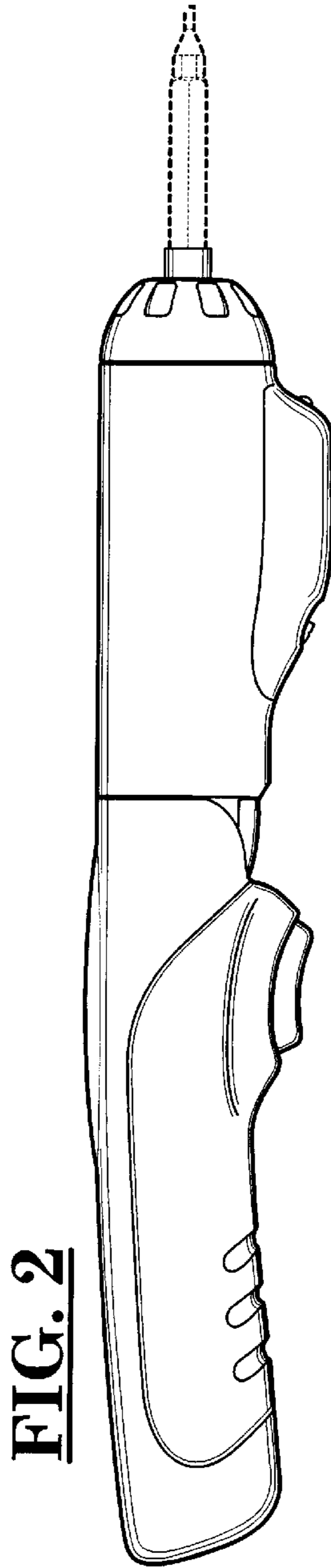
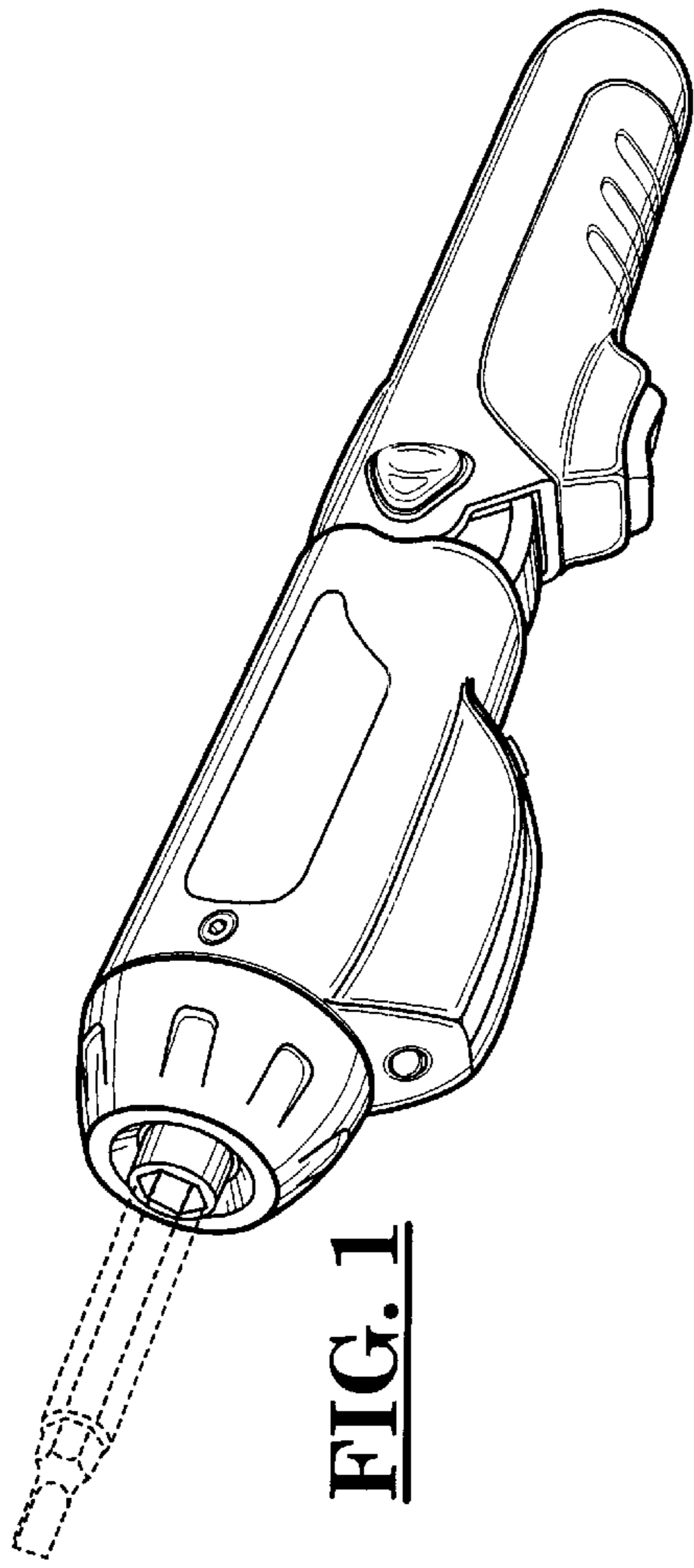
The ornamental design for a pivot driver, as shown and described.

DESCRIPTION

FIG. 1 is a front perspective view of the pivot driver of the present invention;
FIG. 2 is a left side view;
FIG. 3 is a right side view,
FIG. 4 is a top view;
FIG. 5 is a bottom view;
FIG. 6 is a front view;
FIG. 7 is a rear view; and,
FIG. 8 is a perspective view of FIG. 1 in flexed condition. The broken lines shown in FIGS. 1 through 6 and 8 are for illustrative purposes only and form no part of the claimed design.

1 Claim, 3 Drawing Sheets








FIG. 4




FIG. 5

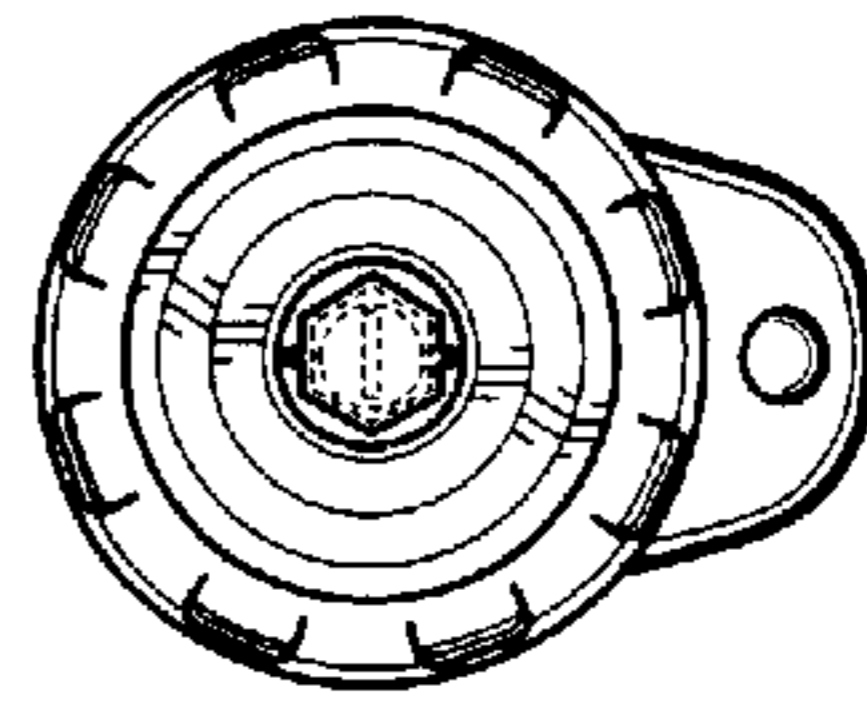


FIG. 6

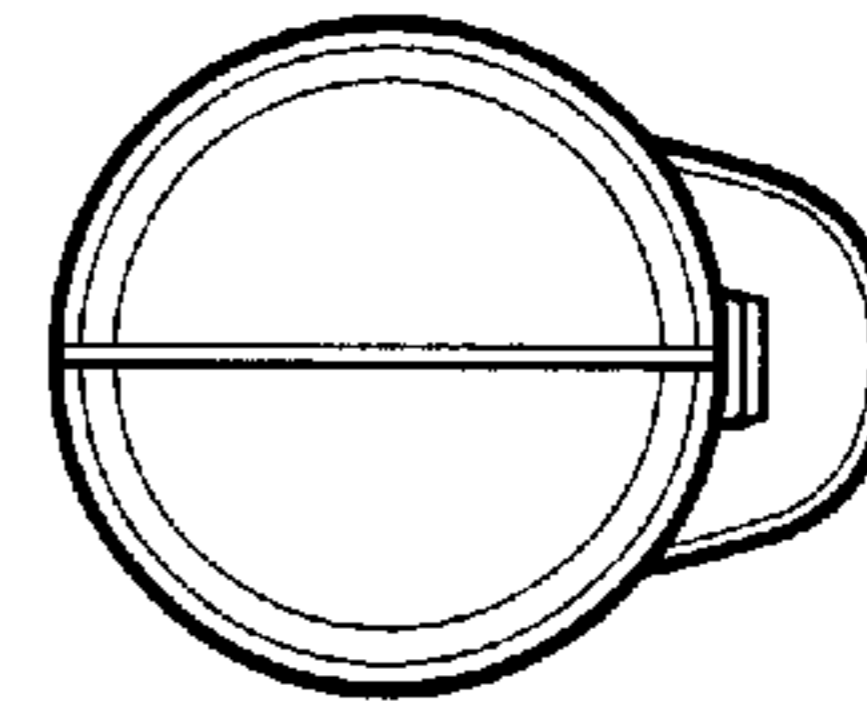


FIG. 7

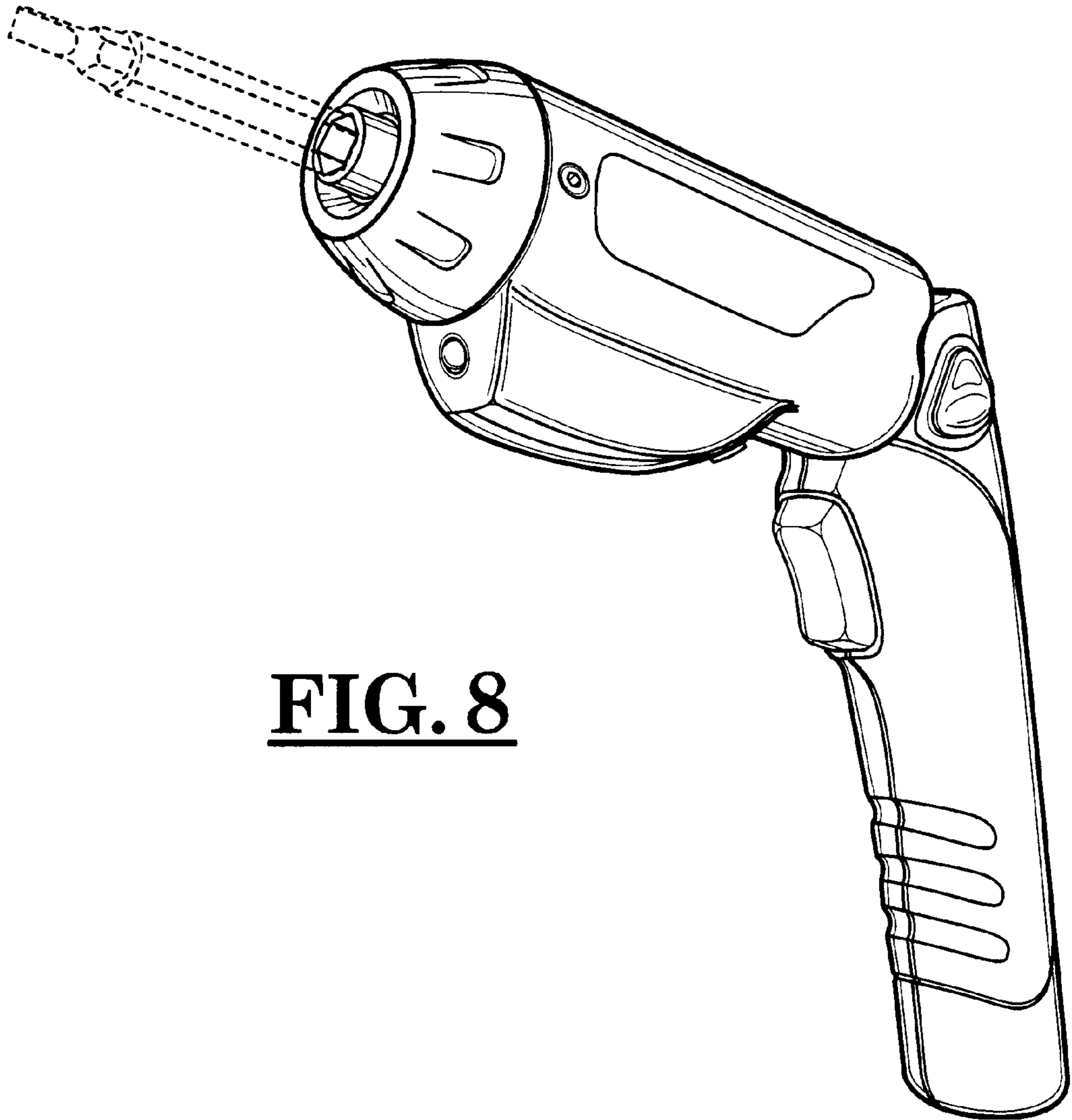


FIG. 8