



US00D476535S

(12) **United States Design Patent**
Garon

(10) **Patent No.:** **US D476,535 S**

(45) **Date of Patent:** **** Jul. 1, 2003**

(54) **NATURAL GRIP KNIFE AND TOOL HANDLE**

(76) **Inventor:** **Richard L. Garon**, 3511 W. 24th St.,
Minneapolis, MN (US) 55416

(**) **Term:** **14 Years**

(21) **Appl. No.:** **29/127,872**

(22) **Filed:** **Aug. 11, 2000**

(51) **LOC (7) Cl.** **07-03**

(52) **U.S. Cl.** **D7/649; D7/401.2; D8/107**

(58) **Field of Search** **D7/642, 645, 649,**
D7/650, 652, 401.2, 393, 395; 30/329,
340, 342, 343, 345; D22/117, 118; D8/107

(56) **References Cited**

U.S. PATENT DOCUMENTS

D226,410 S	*	2/1973	Kunze	D7/649
D236,579 S	*	9/1975	Morhack	D7/649
D283,968 S	*	5/1986	Marquis	D7/652
4,712,304 A	*	12/1987	Sanelli	30/343
D300,601 S	*	4/1989	Himbert et al.	D8/107
D317,847 S	*	7/1991	Loveless	D7/649
D323,448 S	*	1/1992	Salviato	D7/649

OTHER PUBLICATIONS

International Edge Tool Co. brochure; SWIBO Intedge knife; p. 1; Jul. 31, 1973.*

* cited by examiner

Primary Examiner—Caron D. Veynar

(74) *Attorney, Agent, or Firm*—Schwegman, Lundberg, Woessner & Kluth, P.A.

(57) **CLAIM**

The ornamental design for a natural grip knife and tool handle, as shown.

DESCRIPTION

FIG. 1 is a front perspective view of the natural grip knife and tool handle, incorporating the new design.

FIG. 2 is a front elevational view of the natural grip knife and tool handle of FIG. 1.

FIG. 3 is a right side elevation view thereof;


FIG. 4 is a left side elevation view thereof;

FIG. 5 is a top plan view thereof;

FIG. 6 is a bottom plan view thereof; and,

FIG. 7 is an enlarged left side elevation view thereof.

1 Claim, 4 Drawing Sheets



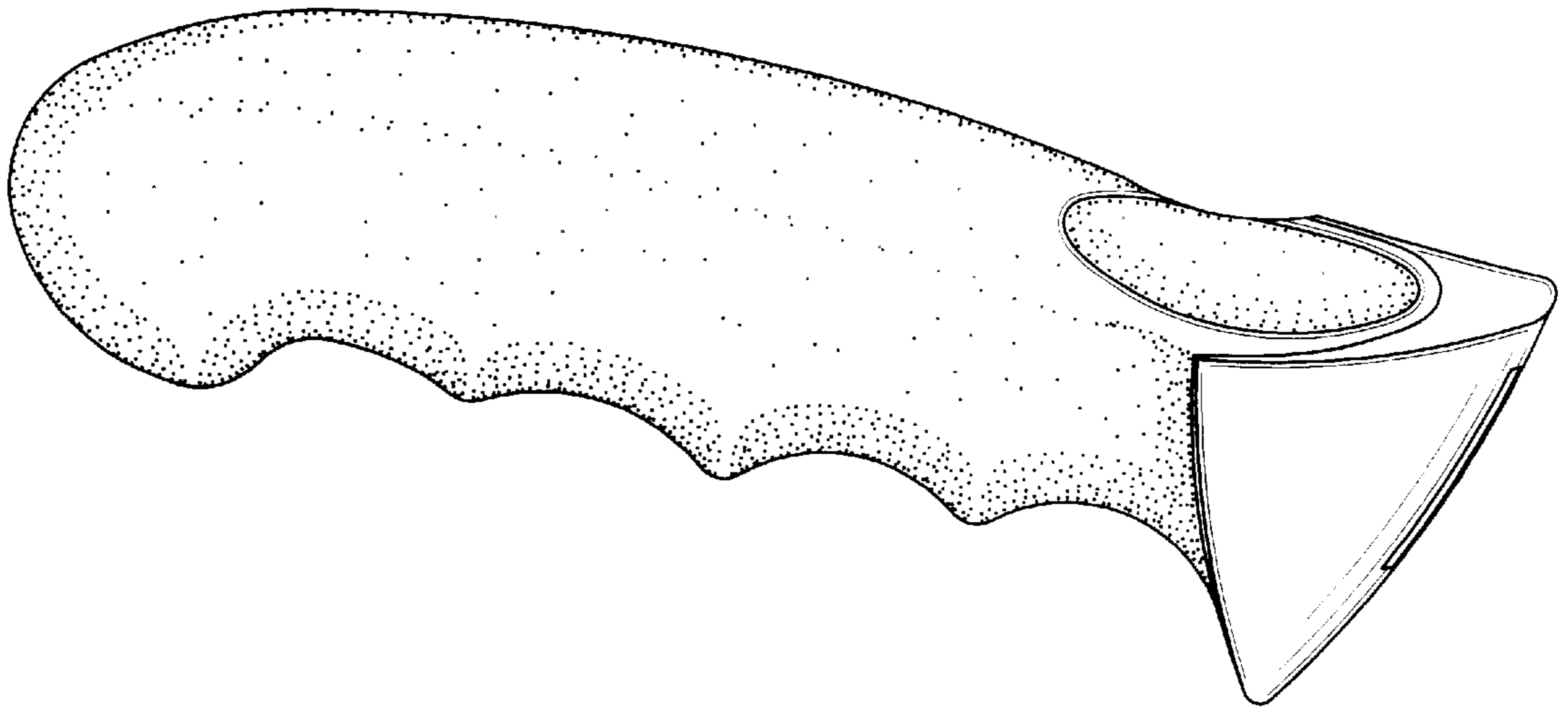


FIG. 1

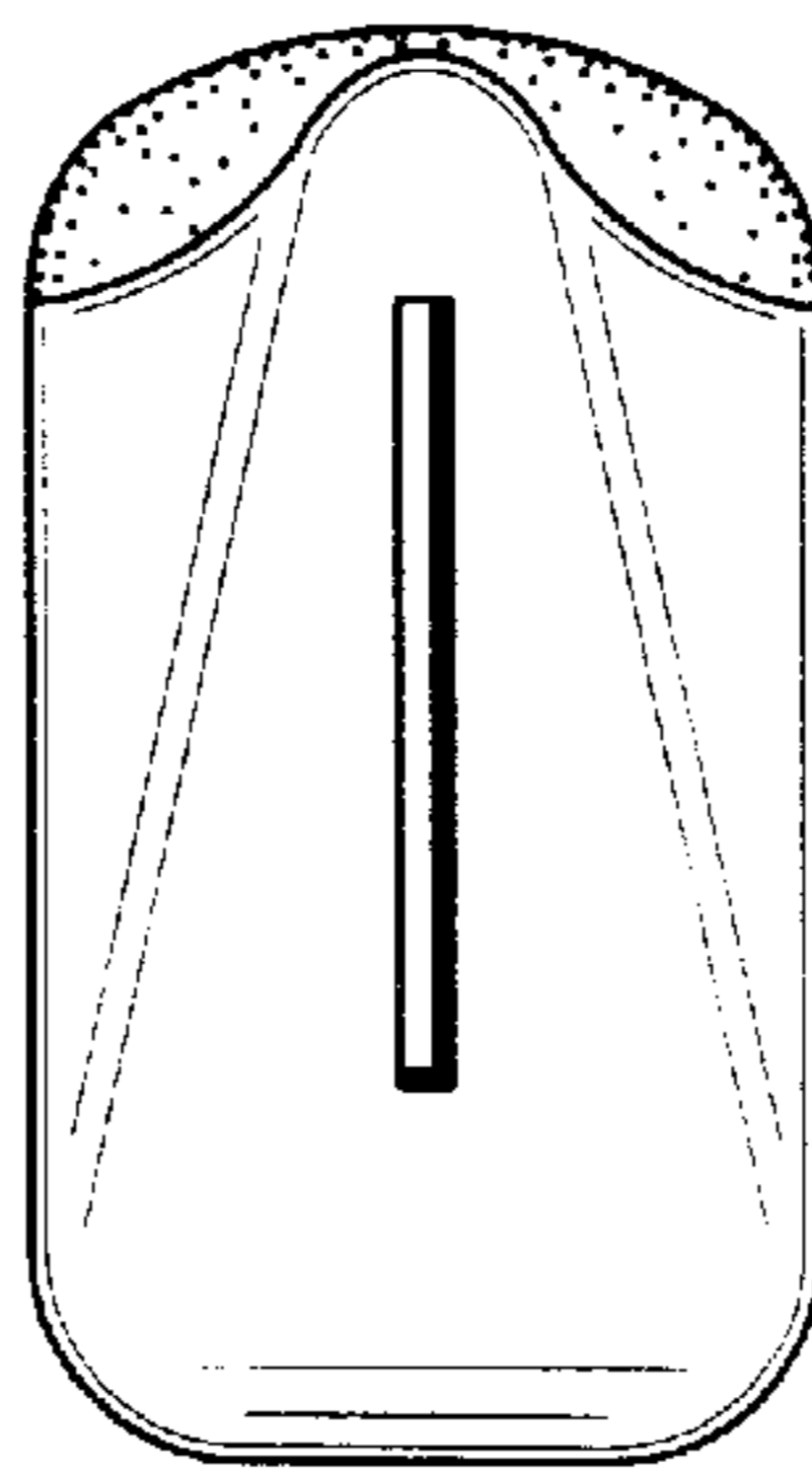


FIG. 2

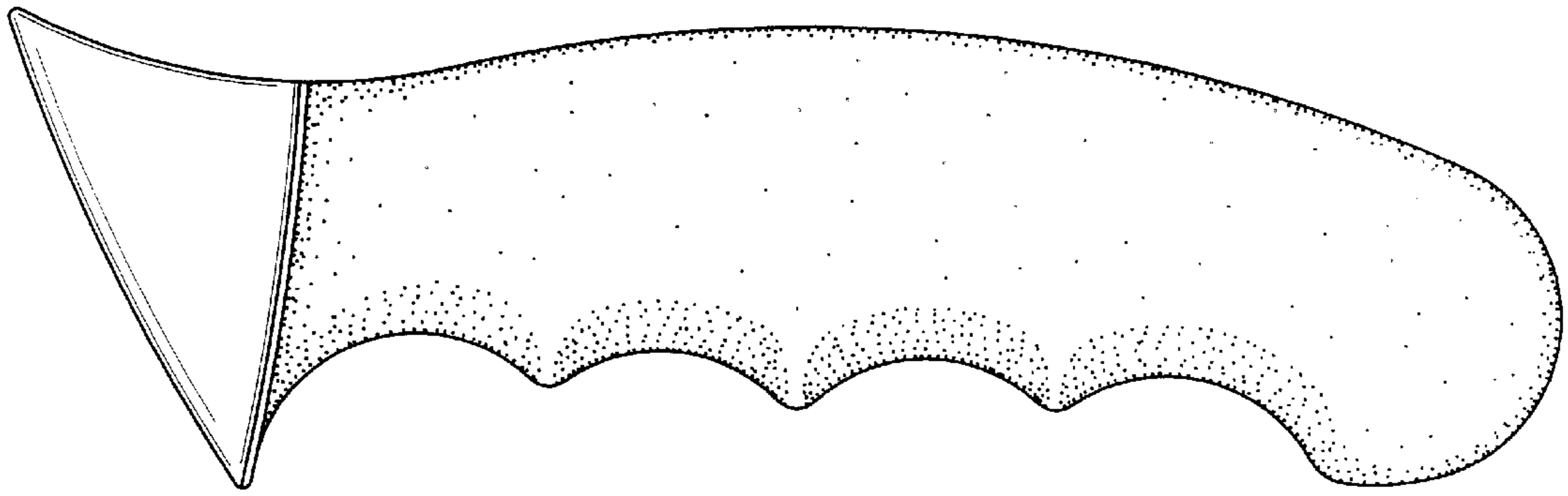


FIG. 3

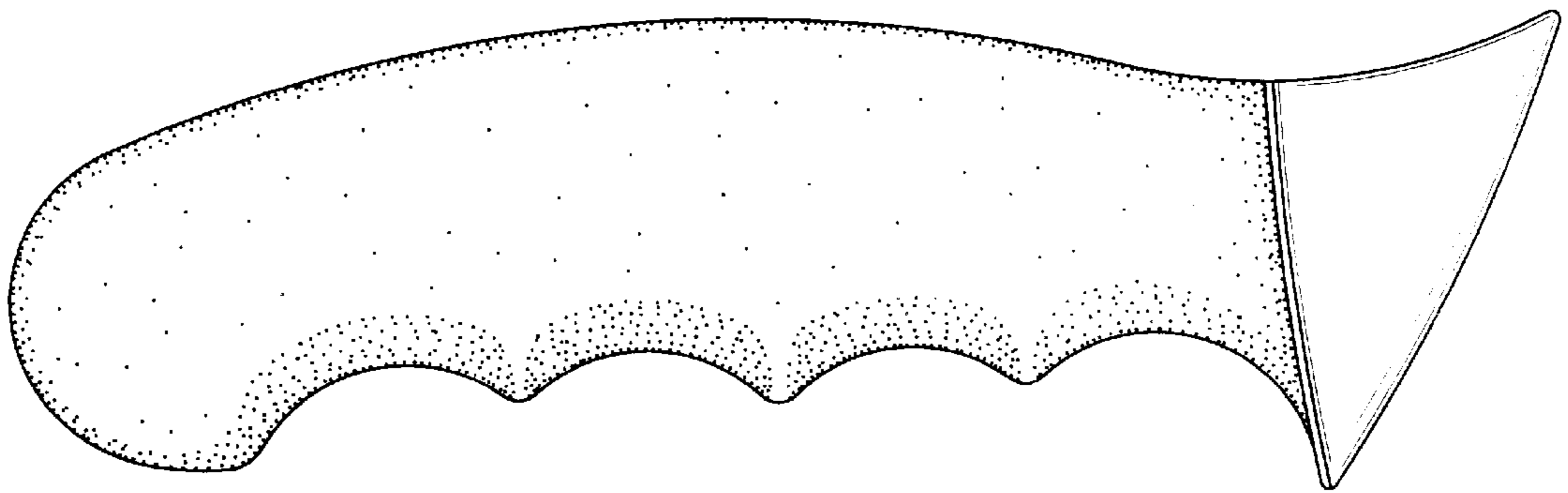


FIG. 4

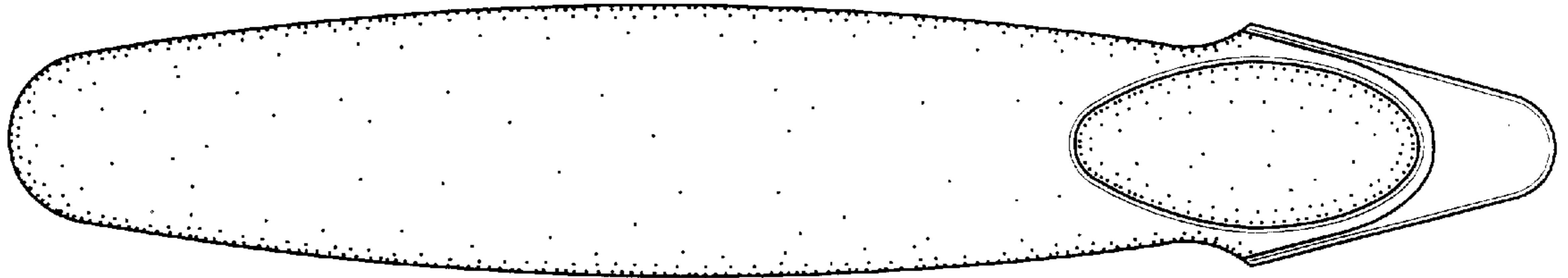


FIG. 5

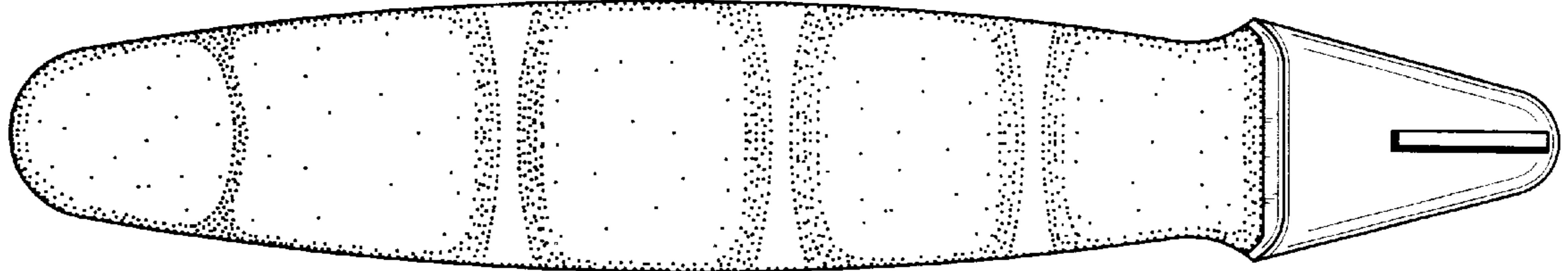


FIG. 6

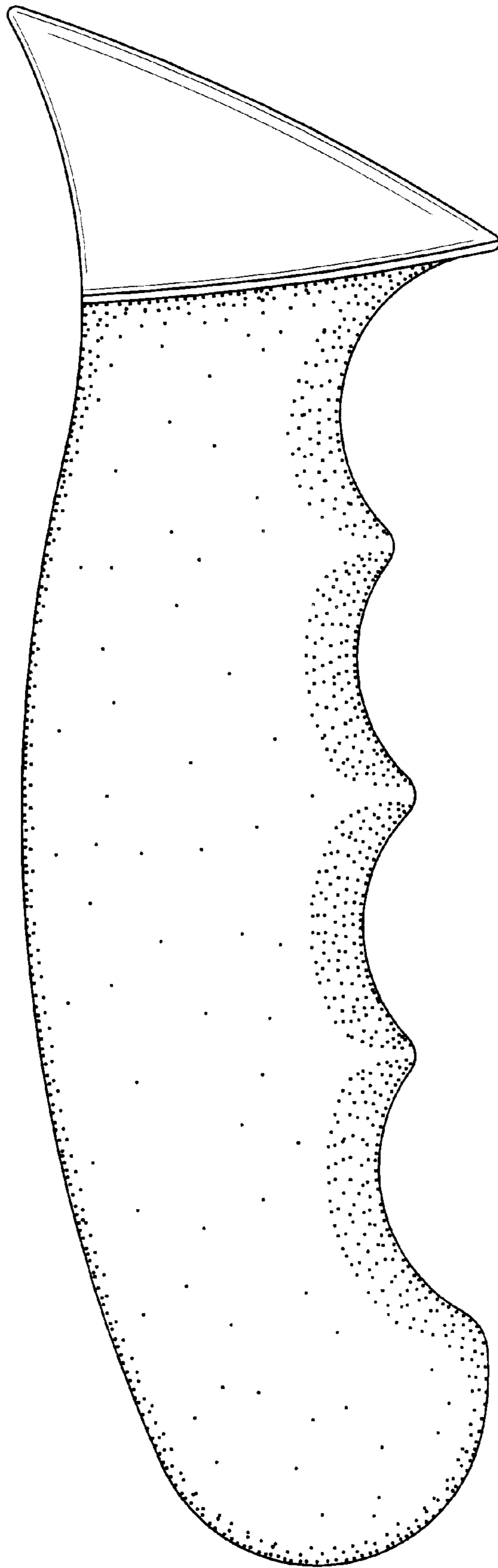


FIG. 7