



US00D476527S

(12) **United States Design Patent**
Chan

(10) **Patent No.:** **US D476,527 S**

(45) **Date of Patent:** **** Jul. 1, 2003**

(54) **APPARATUS FOR LIGHTING**

(75) **Inventor:** **Chuk-Shun Chan, Kowloon (HK)**

(73) **Assignee:** **Pollyconcept Holding S.A. (FR)**

(**) **Term:** **14 Years**

(21) **Appl. No.:** **29/153,128**

(22) **Filed:** **Jan. 2, 2002**

(30) **Foreign Application Priority Data**

Aug. 16, 2001 (WO) DM/058 088

(51) **LOC (7) Cl.** **07-99**

(52) **U.S. Cl.** **D7/416**

(58) **Field of Search** D7/416, 417; 431/254,
431/255, 258, 266, 153, 13, 91, 345; 417/411;
126/25 B, 521, 401, 229; D27/130, 173-175,
139, 141, 147, 154

(56) **References Cited**

U.S. PATENT DOCUMENTS

- D390,063 S * 2/1998 Kim D7/416
- D424,372 S * 5/2000 Chevalier D7/416
- D431,157 S * 9/2000 Chevalier D7/416
- D435,397 S * 12/2000 Sung D7/416

- 6,186,777 B1 * 2/2001 Ferrara et al. 431/345
- D441,606 S * 5/2001 Tubby et al. D7/416
- D442,433 S * 5/2001 Tubby et al. D7/416
- 6,406,291 B2 * 6/2002 Ferrara et al. 431/345
- D462,235 S * 9/2002 Chevalier et al. D7/416
- D464,848 S * 10/2002 Chevalier et al. D7/416

* cited by examiner

Primary Examiner—M. N. Pandozzi

(74) *Attorney, Agent, or Firm*—Altera Law Group LLC

(57) **CLAIM**

The ornamental design for apparatus for lighting, as shown and described.

DESCRIPTION

FIG. 1 is a perspective view of the apparatus for lighting from the right.

FIG. 2 is a perspective view of the apparatus for lighting from the left.

FIG. 3 is a back view thereof.

FIG. 4 is a front view thereof.

FIG. 5 is a right side view thereof.

FIG. 6 is a left side view thereof.

FIG. 7 is a top view thereof; and,

FIG. 8 is a bottom view thereof.

1 Claim, 8 Drawing Sheets





FIGURE 1



FIGURE 2




FIGURE 3




FIGURE 4




FIGURE 5




FIGURE 6




FIGURE 7




FIGURE 8