



US00D476510S

(12) **United States Design Patent** (10) **Patent No.:** **US D476,510 S**
Henry et al. (45) **Date of Patent:** **** Jul. 1, 2003**

(54) **FURNITURE**

(75) Inventors: **Louis Henry**, New York, NY (US);
Bruce Ancona, New York, NY (US);
David Rawet, Glil-Yam (IL)

(73) Assignee: **Gilha International**, Miami, FL (US)

(**) Term: **14 Years**

D385,429 S 10/1997 Biggel et al.
5,803,562 A 9/1998 Jacobs et al.
D416,147 S * 11/1999 Dickinson et al. D6/479
D425,727 S 5/2000 Ishikawa
D427,458 S * 7/2000 McColskey et al. D6/477
D429,095 S * 8/2000 Grosfillex D6/479
D445,984 S * 7/2001 Dickinson et al. D6/479 X
D454,444 S * 3/2002 Henry et al. D6/426
D464,829 S * 10/2002 Henry et al. D6/491

OTHER PUBLICATIONS

Scandiline, Model No. RT 3972 AC, Trivet Double Pedestal Desk, Mar. 26, 1973.

* cited by examiner

Primary Examiner—Cathron C. Brooks
(74) *Attorney, Agent, or Firm*—SAIDMAN DesignLaw Group

(21) Appl. No.: **29/150,947**

(22) Filed: **Nov. 27, 2001**

Related U.S. Application Data

(60) Division of application No. 29/147,311, filed on Aug. 27, 2001, now Pat. No. Des. 465,358, which is a continuation-in-part of application No. 29/125,322, filed on Jun. 22, 2000, now Pat. No. Des. 446,973, and a continuation-in-part of application No. 29/135,473, filed on Jan. 12, 2001, now Pat. No. Des. 454,444.

(51) **LOC (7) Cl.** **06-04**

(52) **U.S. Cl.** **D6/479**

(58) **Field of Search** D6/396, 397, 630,
D6/410, 411, 436, 437, 438, 476-479, 569,
570, 571; 108/28, 59-61, 91-93, 149, 157.1,
158.11, 180; 211/10, 11, 34, 36, 37, 90.04,
134, 153, 175, 186, 188; 312/7.2, 9.48,
196, 278-281

(57) **CLAIM**

The ornamental design for furniture, as shown and described.

DESCRIPTION

FIG. 1 is a perspective view of furniture showing our new design;
FIG. 2 is a front view thereof;
FIG. 3 is a rear view thereof;
FIG. 4 is a right side view thereof, the left side view being a mirror image;
FIG. 5 is a top view thereof; and,
FIG. 6 is a perspective view of a second embodiment showing our new design, which differs from the first embodiment only in that the handles of the second embodiment are stippled to reflect a contrasting color to the rest of the design.

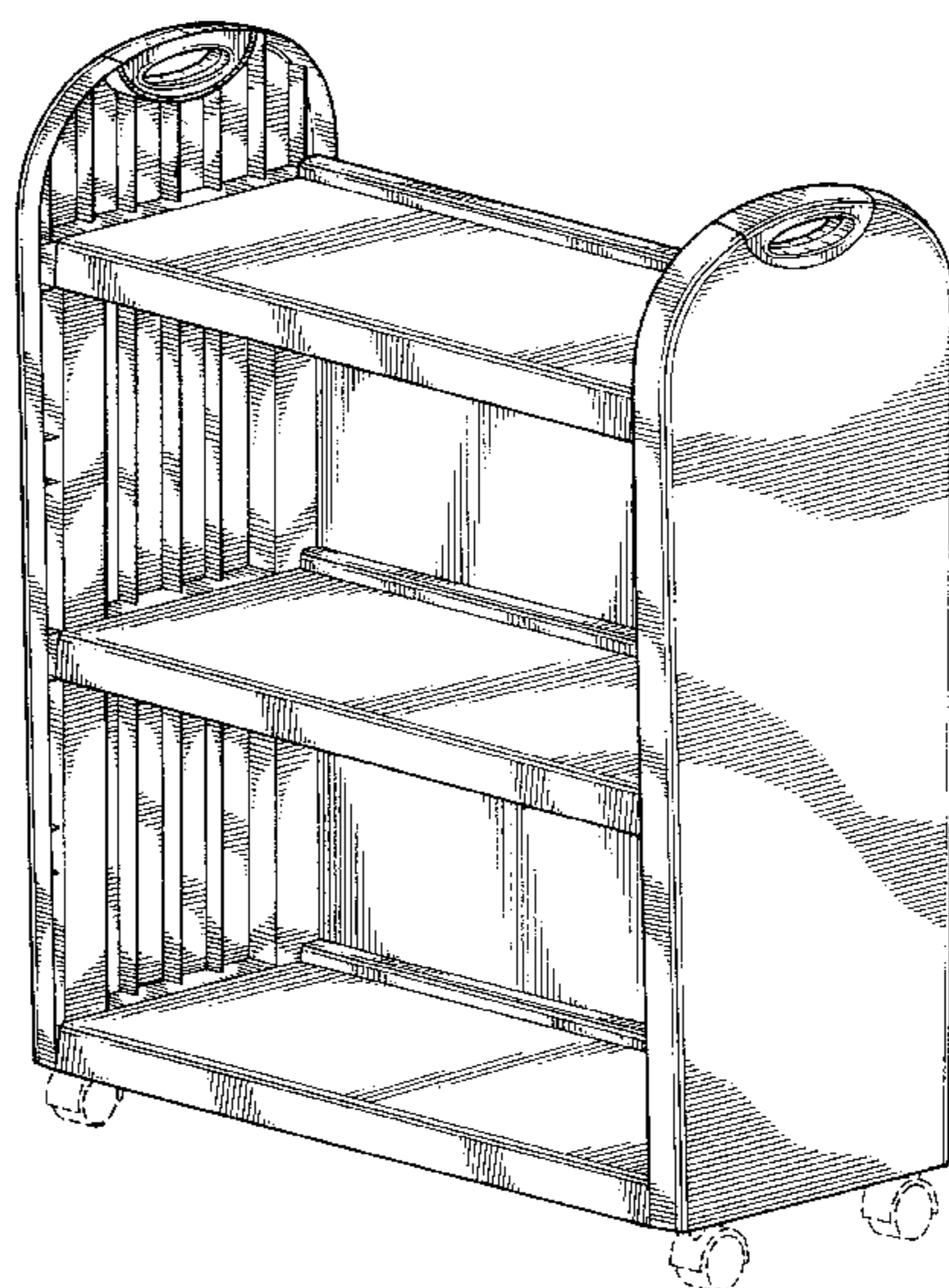
The broken lines in FIGS. 1-7 are shown for environmental purposes only and form no part of the claimed design.

(56) **References Cited**

U.S. PATENT DOCUMENTS

1,398,611 A 11/1921 Van Alstyn
4,523,722 A 6/1985 Cohen et al.
D287,319 S 12/1986 Ugalde
4,640,199 A 2/1987 Zigman
4,681,378 A 7/1987 Hellman, III
D311,291 S 10/1990 Ugalde
D330,301 S 10/1992 Ugalde
D358,434 S 5/1995 Brown et al.
D362,566 S 9/1995 Abraham et al.

1 Claim, 6 Drawing Sheets



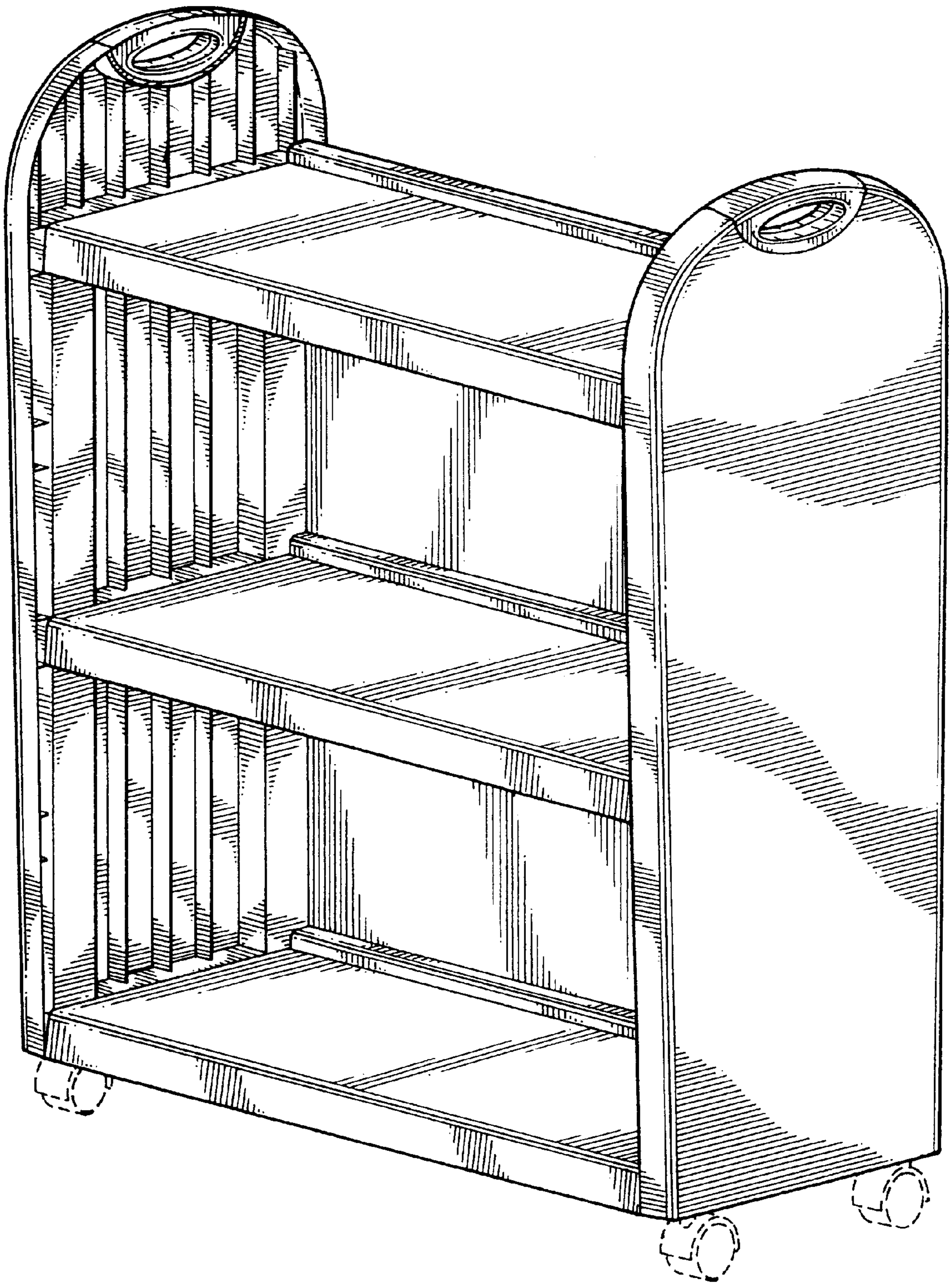


FIG.1

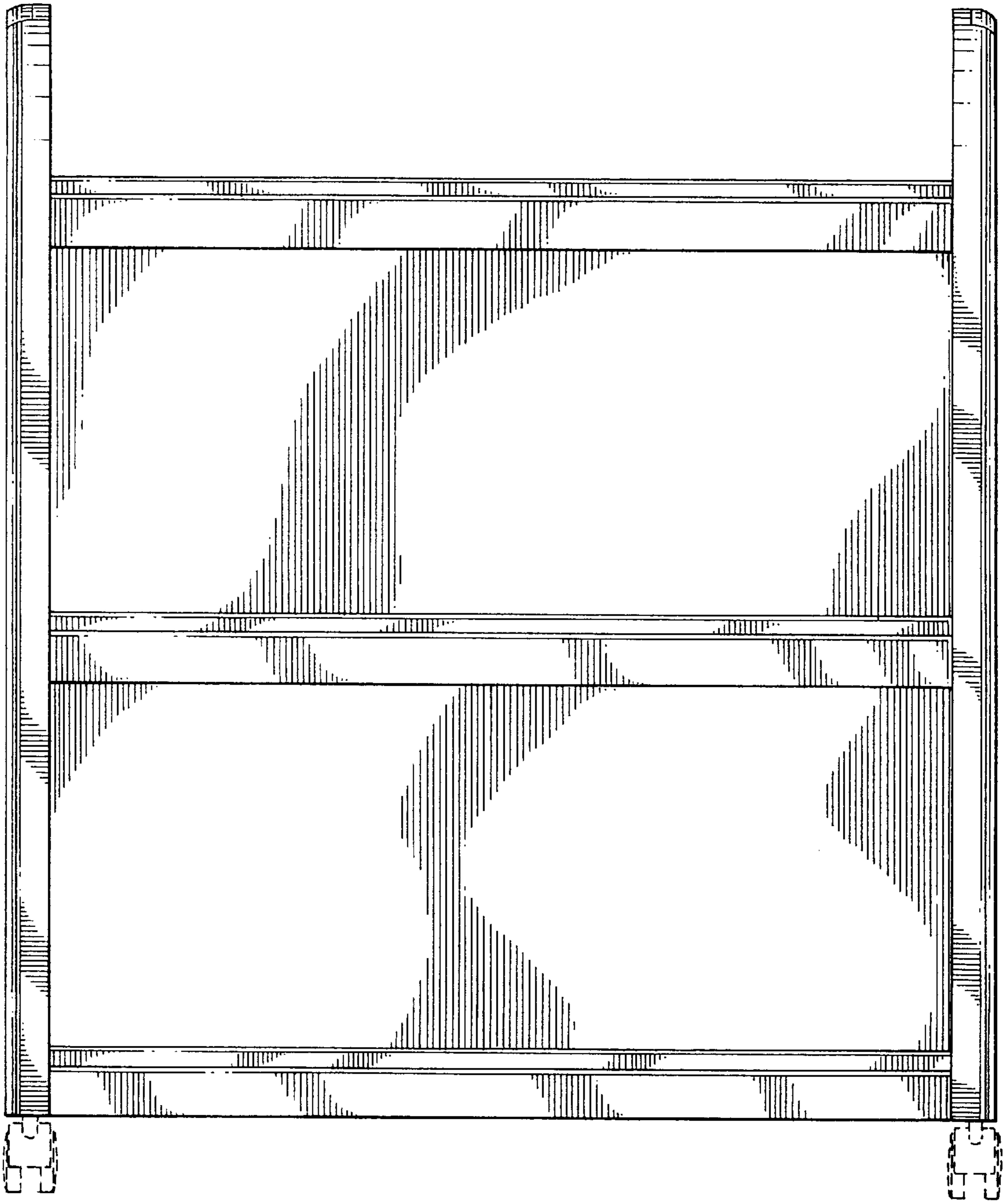


FIG.2

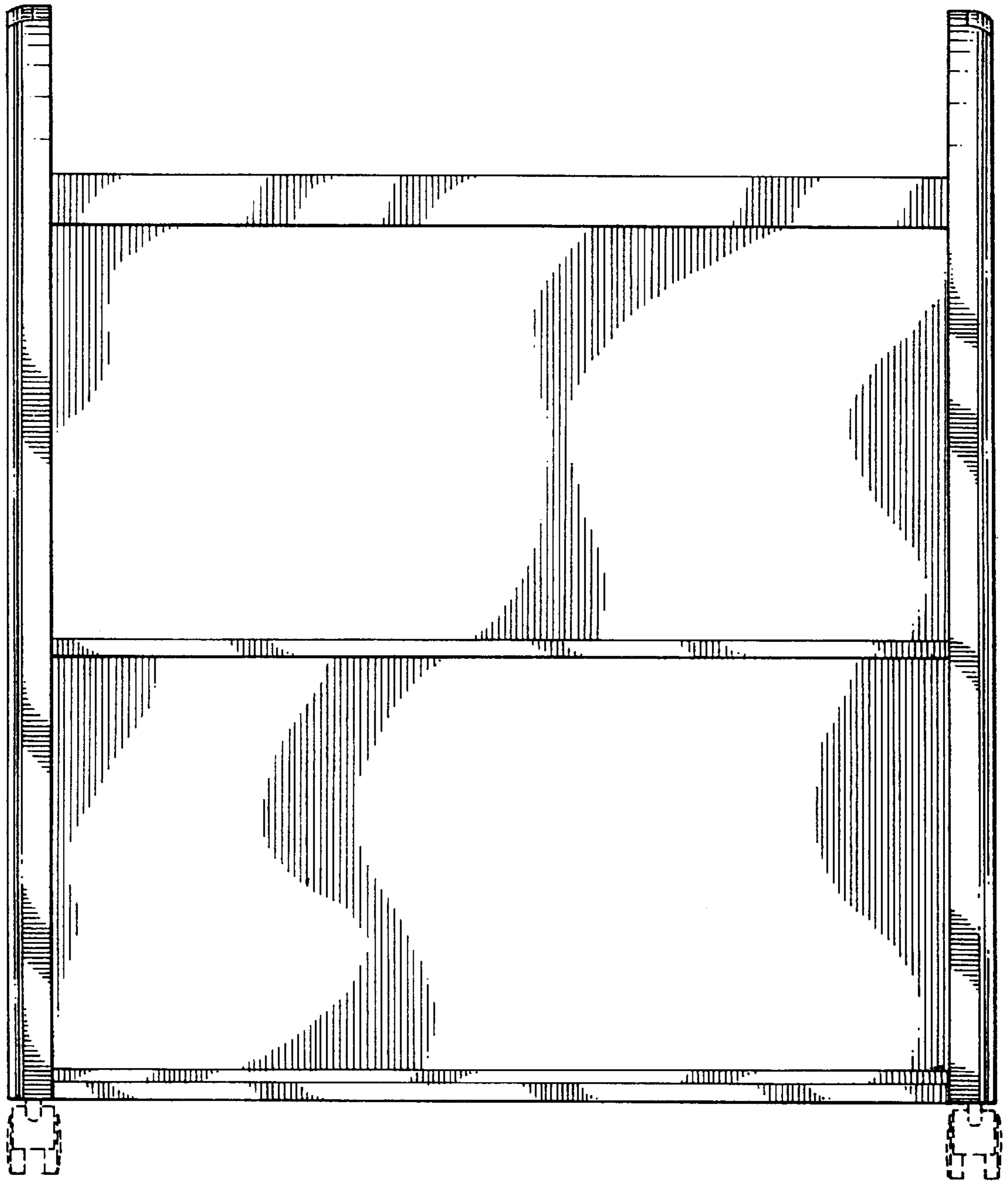


FIG.3

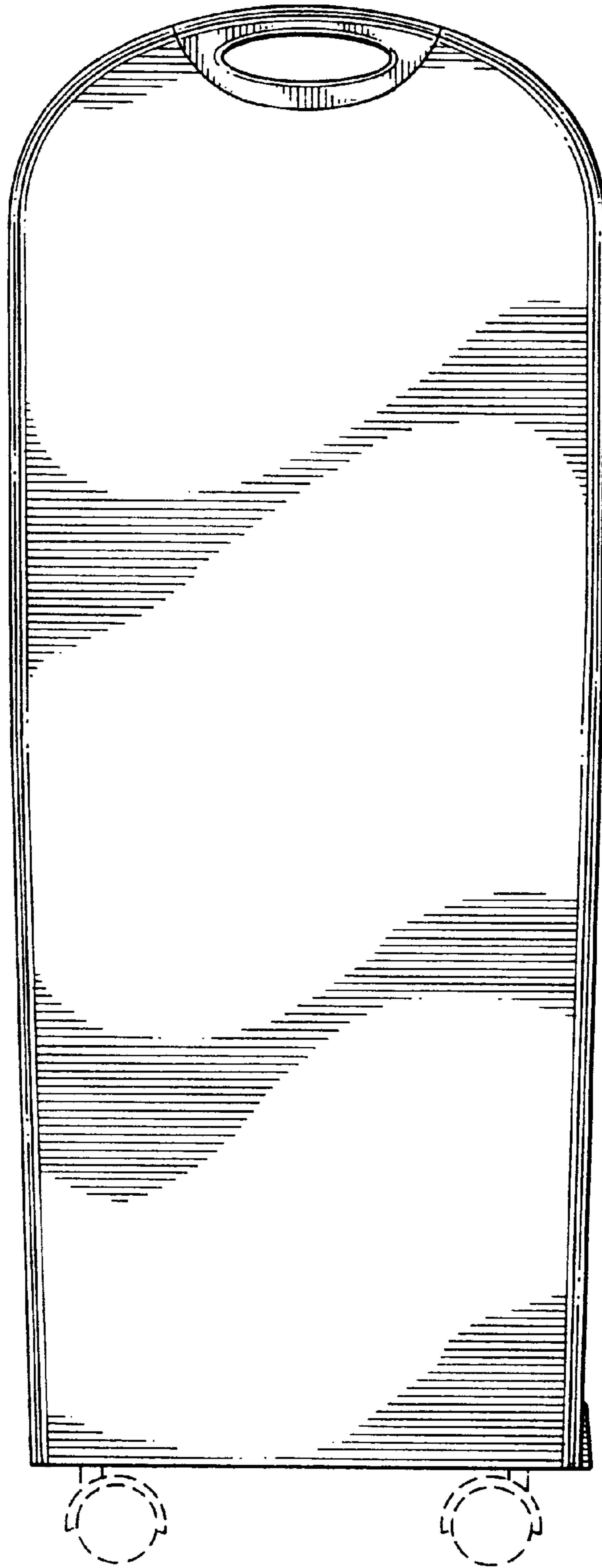


FIG.4

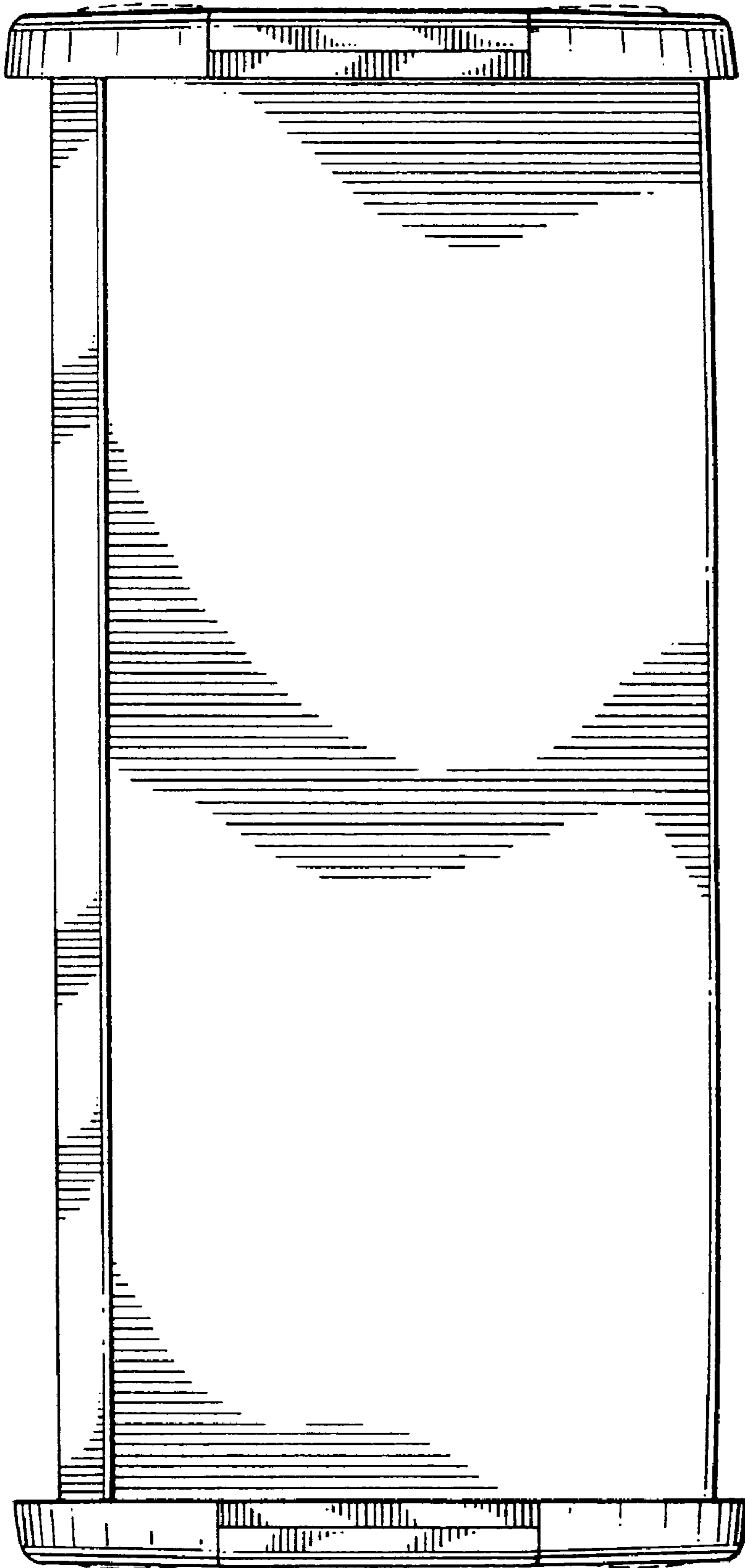


FIG. 5

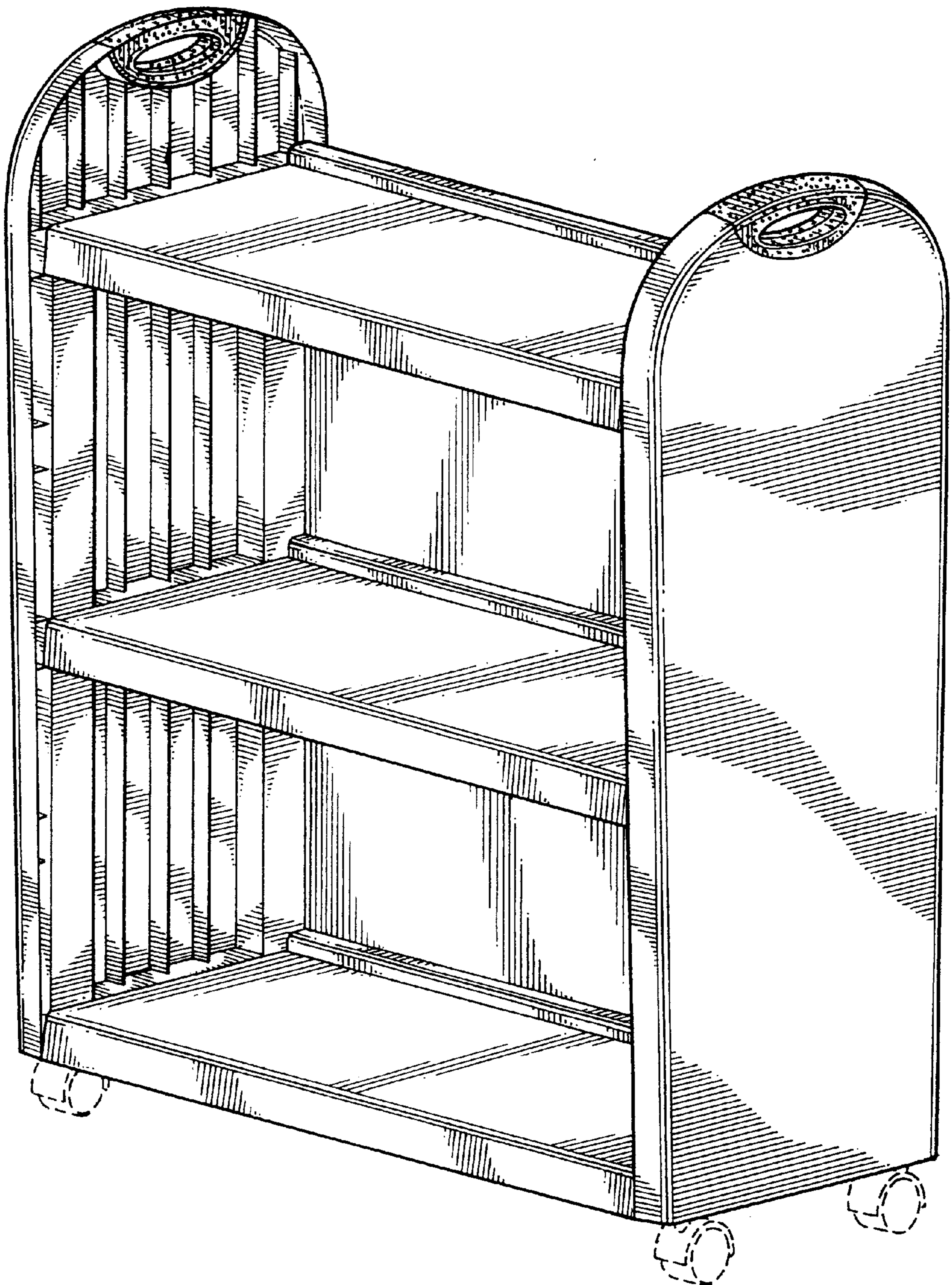


FIG.6